



California

GRAPE CRUSH REPORT



Preliminary 2010

*California Department of Food and Agriculture
February 10, 2011*

MAP AND DEFINITIONS OF CALIFORNIA GRAPE PRICING DISTRICTS



1. Mendocino County
2. Lake County
3. Sonoma and Marin Counties
4. Napa County
5. Solano County
6. Alameda, Contra Costa, Santa Clara, San Francisco, San Mateo, and Santa Cruz Counties
7. Monterey and San Benito Counties
8. San Luis Obispo, Santa Barbara, and Ventura Counties
9. Yolo County north of Interstate 80 to the junction of Interstate 80 and U.S. 50 and north of U.S. 50; Sacramento County north of U.S. 50; Del Norte, Siskiyou, Modoc, Humboldt, Trinity, Shasta, Lassen, Tehama, Plumas, Glenn, Butte, Colusa, Sutter, Yuba, and Sierra Counties.
10. Nevada, Placer, El Dorado, Amador, Calaveras, Tuolumne and Mariposa Counties
11. San Joaquin County north of State Highway 4; and Sacramento County south of U.S. 50 and east of Interstate 5
12. San Joaquin County south of State Highway 4; Stanislaus and Merced Counties
13. Madera, Fresno, Alpine, Mono, Inyo Counties; and Kings and Tulare Counties north of Nevada Avenue (Avenue 192)
14. Kings and Tulare Counties south of Nevada Avenue (Avenue 192); and Kern County
15. Los Angeles and San Bernardino Counties
16. Orange, Riverside, San Diego, and Imperial Counties
17. Yolo County south of Interstate 80 from the Solano County line to the Junction of Interstate 80 and U.S. 50 and south of U.S. 50 and Sacramento County south of U.S. 50 and west of Interstate 5

TABLE OF CONTENTS

GRAPE CRUSH REPORT OVERVIEW	1
EXPLANATION OF TABLES	4
TABLE 1: Grapes for Crushing: State totals by type and variety, weighted average degrees Brix, and weighted average dollars per ton, 2009-10	6
TABLE 2: Tons of grapes crushed by California processors from the 2010 crop by type, variety, and reporting district where grown, with comparisons	8
TABLE 3: Weighted average degrees Brix for all grapes crushed by California processors from the 2010 crop by type, variety, and reporting district where grown, with comparisons	12
TABLE 4: Tons of grapes purchased for wine, concentrate, juice, vinegar, and beverage brandy, by California processors from the 2010 crop by type, variety, and reporting district where grown, with comparisons	14
TABLE 5: Weighted average degrees Brix for all grapes purchased for wine, concentrate, juice, vinegar, and beverage brandy, by California processors from the 2010 crop by type, variety, and reporting district where grown, with comparisons	18
TABLE 6: Weighted average grower returns per ton, delivered basis, purchased for wine, concentrate, juice, vinegar, and beverage brandy, by California processors from the 2010 crop by type, variety, and reporting district where grown, with comparisons	20
TABLE 7: Tons of grapes purchased by California processors as distilling material other than beverage brandy from the 2010 crop by type and variety, with comparisons	24
TABLE 8: Base price paid to growers for grapes crushed, delivered to California processors, from the 2010 crop, with Brix factors and purchased tonnage, by type, variety, reporting district where grown, and weighted average base price	25
Supplement - 2010 Brix Adjustment Factor	121
TABLE 9: Tons of grapes crushed to growers' accounts by California processors from the 2010 crop by type, variety, and reporting district where grown, with comparisons. <i>(Table 9 only appears in the Final Grape Crush Report.)</i>	
TABLE 10: Weighted average grower returns per ton, delivered basis, non-related purchase for wine, concentrate, juice, vinegar, and beverage brandy, by California processors from the 2010 crop by type, variety, and reporting district where grown, with comparisons	124

COMPILED AND PUBLISHED BY:

California Department of Food and Agriculture

in cooperation with

USDA's National Agricultural Statistics Service, California Field Office

650 Capitol Mall, Suite 6-100

P.O. Box 942871

Sacramento, CA 94271-0001

Phone: (916) 498-5161 --- Fax: (916) 498-5186

E-mail: nass-ca@nass.usda.gov --- Web: www.nass.usda.gov/ca

FEBRUARY 10, 2011

THANK YOU!

The California Office of USDA's National Agricultural Statistics Service (NASS) and the California Department of Food and Agriculture (CDFA) appreciate the timely reporting by the State's vintners in preparation of the *2010 Grape Crush Report*. This report is available online at:

www.nass.usda.gov/ca

List of Publications

NASS and CDFA also conduct an annual acreage survey in partnership with California grape growers. *The Grape Acreage Report* contains information on new plantings and removals of grapes. *The Grape Acreage Report* is available on the NASS website at:

www.nass.usda.gov/ca

List of Publications

GROWERS AND VINTNERS

Please notify NASS of any crush report corrections by February 18, 2011.

GRAPE CRUSH REPORT OVERVIEW

Information contained in this Report was supplied by processors to fulfill the reporting requirements of Section 55601.5 of the Food and Agricultural Code.

The Preliminary Grape Crush Report includes all grape tonnage crushed during the 2010 season. It also includes purchased tonnage and pricing information for grapes with final prices prior to January 10, 2011. The March 10, 2011 Final Grape Crush Report will contain any late reports or corrections to the preliminary report. **Please notify us of any corrections for the Final Grape Crush Report by February 18, 2011.**

Details of the crushed tonnage, degrees Brix, and weighted average prices were reported by grape type and variety, as well as by grape pricing districts. The 17 districts refer to the area in which the grapes were grown as defined in the Administrative Code. A district map is located on the inside of the front cover.

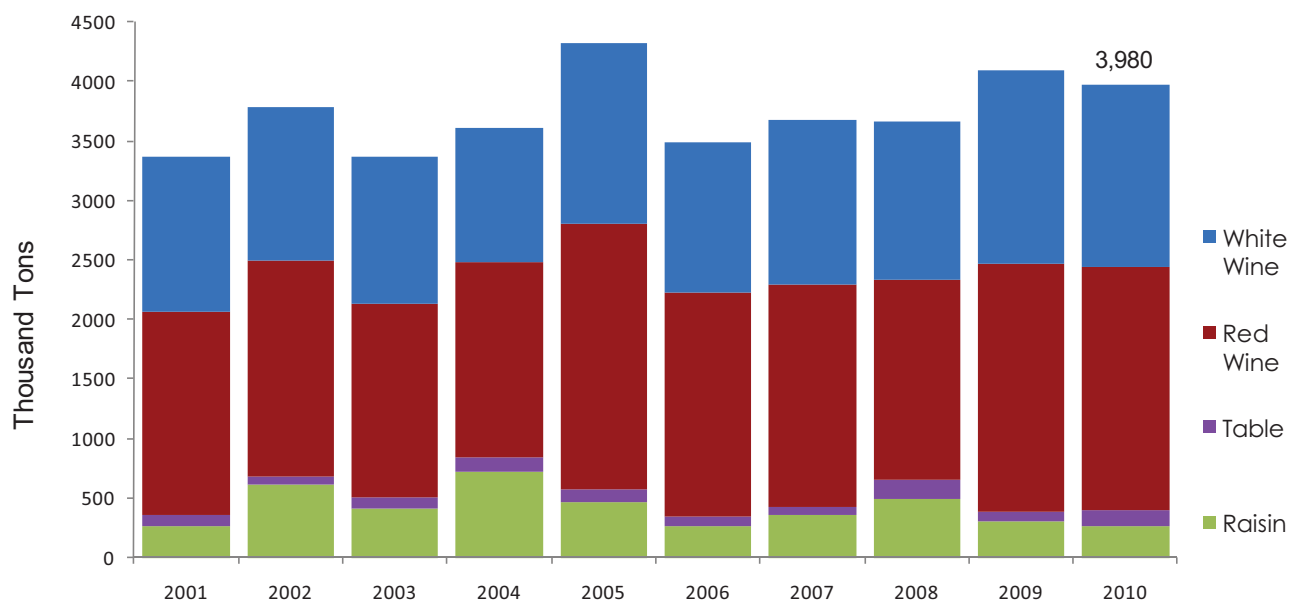
SUMMARY OF GRAPE TONNAGES AND PRICES

The 2010 crush totaled 3,980,229 tons, down 3 percent from the 2009 crush of 4,095,297 tons. Red wine varieties accounted for the largest share of all grapes crushed, at 2,047,766 tons, down 1 percent from 2009. The 2010 white wine variety crush totaled 1,535,133 tons, down 6 percent from 2009. Tons crushed of raisin type varieties totaled 273,577, down 11 percent from 2009, and tons crushed of table type varieties totaled 123,753, up 46 percent from 2009. (See chart below.)

Beginning with the 1999 season, the Grape Crush Report includes the total number of tons crushed for concentrate production. In determining grape tonnage crushed for concentrate production, each processor was required to report the estimated equivalent tons of grapes crushed for grape concentrate. For the 2010 season, this total was 535,794 tons, approximately 13 percent of the 2010 grape crush total. This report provides only the aggregate figure for grapes crushed for concentrate production and does not include information by district, type, or variety.

The 2010 average price of all varieties was \$543.03, down 5 percent from 2009. Average prices for the 2010 crop by type were as follows: red wine grapes, \$625.19, down 7 percent from 2009; white wine grapes, \$500.37, down 7 percent from 2009; raisin grapes, \$209.32, up 22 percent; and table grapes, \$173.81, up 21 percent.

CALIFORNIA GRAPES Tons Crushed 2001 - 2010



Source: USDA, NASS, California Field Office

CALIFORNIA GRAPE CRUSH TONNAGE AND PRICE, 1988-2010

Crop Year	Red Wine Type		White Wine Type		Total Wine Type		Raisin Type		Table Type		All Types	
	Thousand Tons	\$/Ton	Thousand Tons	\$/Ton	Thousand Tons	\$/Ton	Thousand Tons	\$/Ton	Thousand Tons	\$/Ton	Thousand Tons	\$/Ton
1988	760	409	1,356	238	2,117	297	415	116	312	131	2,843	253
1989	872	410	1,272	297	2,144	342	370	132	211	128	2,725	297
1990	804	355	1,331	277	2,135	306	268	126	170	127	2,573	276
1991	840	383	1,289	319	2,129	344	284	150	157	141	2,570	310
1992	888	438	1,209	364	2,097	395	785	182	217	170	3,099	325
1993	979	430	1,327	316	2,306	365	452	152	137	147	2,895	323
1994	936	462	1,242	317	2,177	379	239	118	123	136	2,540	344
1995	1,052	515	1,175	351	2,277	429	432	164	170	162	2,829	372
1996	1,079	611	1,094	469	2,172	540	618	191	117	188	2,908	452
1997	1,461	656	1,433	546	2,893	603	786	185	212	169	3,891	497
1998	1,333	643	1,194	521	2,527	586	506	164	135	150	3,169	502
1999	1,422	649	1,195	518	2,617	590	419	200	149	187	3,185	525
2000	1,816	628	1,503	500	3,319	571	513	125	120	118	3,951	504
2001	1,706	680	1,300	491	3,006	601	262	86	101	87	3,368	555
2002	1,817	614	1,288	432	3,105	538	622	76	61	80	3,787	462
2003	1,634	609	1,230	429	2,864	534	422	95	84	91	3,370	471
2004	1,639	627	1,136	487	2,775	571	727	200	113	199	3,615	482
2005	2,235	634	1,521	507	3,756	583	467	164	106	121	4,330	533
2006	1,874	637	1,263	503	3,136	583	267	154	86	137	3,489	548
2007	1,875	627	1,372	482	3,248	565	364	155	63	138	3,674	522
2008	1,676	661	1,338	543	3,015	609	494	224	165	180	3,674	547
2009	2,078	671	1,625	536	3,703	612	307	171	85	143	4,095	574
2010	2,048	625	1,535	500	3,583	572	274	209	124	174	3,980	543

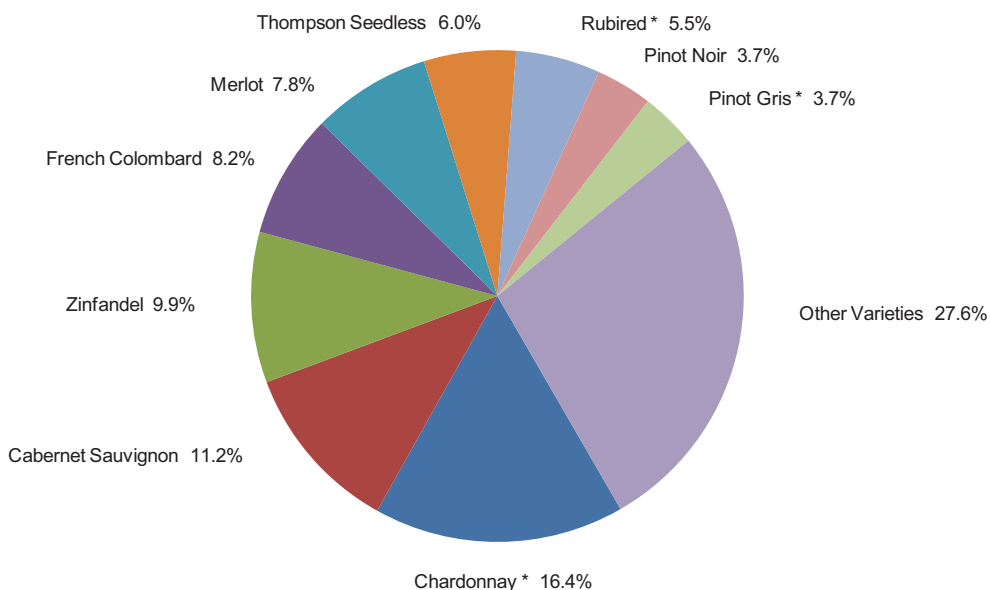
Source: USDA-NASS, California Field Office

LEADING GRAPE VARIETIES AND DISTRICTS

In 2010, Chardonnay accounted for the largest percentage of the total crush volume with 16.4 percent. Cabernet Sauvignon accounted for the second leading percentage of crush with 11.2 percent of the total crush. The next eight highest percentages of grapes crushed were all wine varieties, with the exception of Thompson Seedless.

District 13, (Madera, Fresno, Alpine, Mono, Inyo Counties; and Kings and Tulare Counties north of Nevada Avenue (Avenue 192)), had the largest share of the State's crush, at 1,362,782.3 tons. The average price per ton in District 13 was \$262.55.

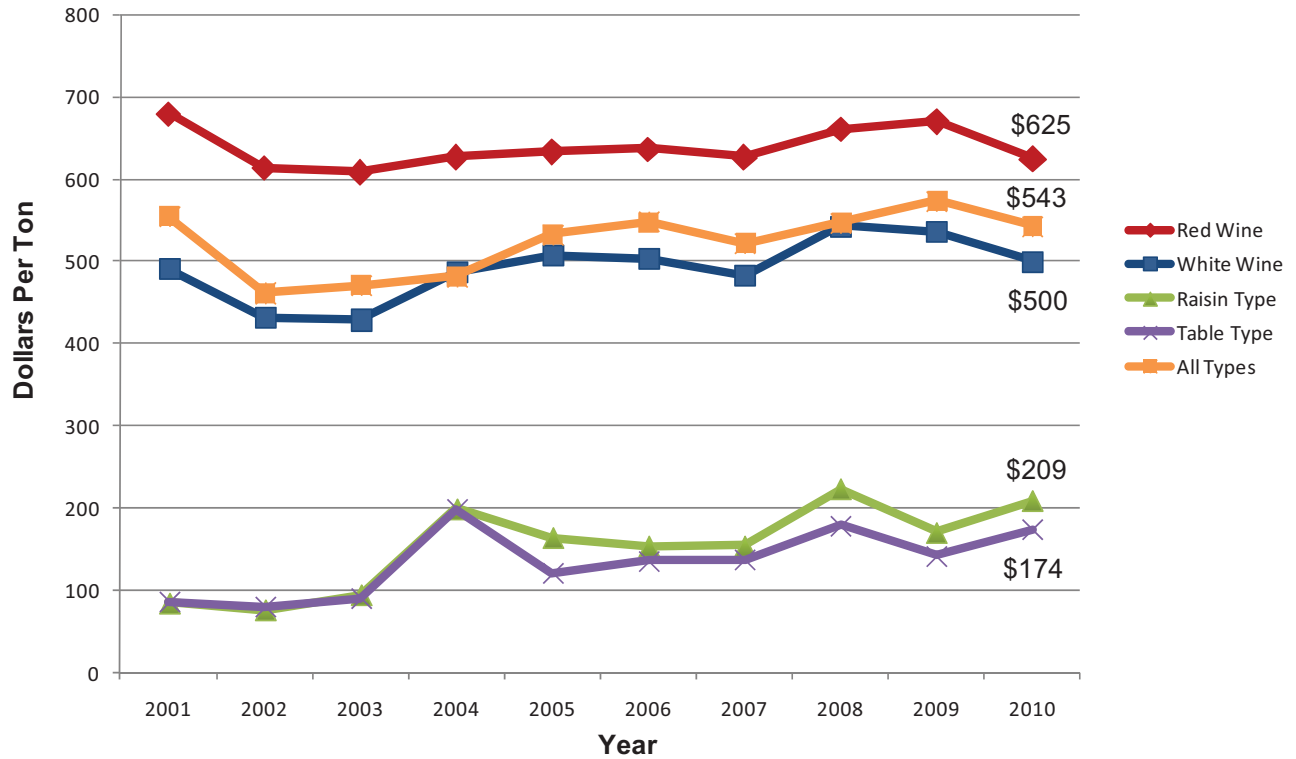
Leading Varieties Crushed PERCENT OF TOTAL 2010 CRUSH



Source: USDA, NASS, California Field Office
*Synonyms for variety names are shown on Page 5.

Grapes produced in District 4 (Napa County) received the highest average price of \$3,243.66 per ton, down 5 percent from 2009. District 3 (Sonoma and Marin counties) received the second highest return of \$2,008.43, down 8 percent from 2009. The 2010 Chardonnay price of \$715.22 was down 6 percent from 2009, and the Cabernet Sauvignon price of \$1,024.86 was down 5 percent from 2009. The 2009 average price for Zinfandel was \$441.42, down 5 percent from 2009, while the Merlot average price was down 2 percent from 2009 at \$612.48 per ton.

GRAPE CRUSH, DOLLARS PER TON 2001 - 2010



Source: USDA, NASS, California Field Office

EXPLANATION OF TABLES

TABLE 1 is a summary of the 2010 crop State totals by grape type and varieties that are shown in detail by grape pricing districts in Tables 2 through 6. State totals and averages for 2009 are shown for comparison.

TABLE 2 includes over-the-scale fresh tonnage of all grapes crushed by California processors from the 2010 crop. Over-the-scale fresh weight tonnage includes materials other than grapes (MOG) and defects. This table is broken down by the 17 grape pricing districts and by variety. State totals for 2009 are shown for comparison. Crushed tonnage includes all grapes crushed whether: grown and crushed by processors; purchased and crushed by processors; crushed by cooperatives, juice manufacturers, etc.; or crushed for others, including growers.

TABLE 3 shows the weighted average degrees Brix for all grapes crushed (TABLE 2) by California processors from the 2010 crop. The weighted average degrees Brix is reported by grape pricing districts and variety. State averages for 2009 are shown for comparison.

TABLE 4 includes net weight fresh tonnage of all grapes purchased for wine, concentrate, juice, vinegar, and beverage brandy by California processors from the 2010 crop. Net weight fresh tonnage does not include material other than grapes (MOG) and defects or other weight adjustments deducted from gross weight. The purchased tonnage is reported by variety and grape pricing districts. State totals for 2009 are shown for comparison. TABLE 4 does not include tonnage purchased as distilling material other than beverage brandy; this is shown in TABLE 7. Prices for all tonnage shown in this table are final and not subject to change. Grapes pooled by cooperatives, those grown by processors and used for their own production and grapes crushed to growers' accounts are not included.

TABLE 5 shows the weighted average degrees Brix for all grapes purchased for wine, concentrate, juice, vinegar, and beverage brandy (TABLE 4) by California processors from the 2010 crop. The weighted average degrees Brix is reported by grape pricing districts and variety. State averages for 2009 are shown for comparison. TABLE 5 does not include degrees Brix of tonnage purchased as distilling material other than beverage brandy; this is shown in TABLE 7. Grapes pooled by cooperatives, those grown by processors and used for their own production and grapes crushed to growers' accounts are not included.

TABLE 6 gives the weighted average price per ton, delivered basis, of all tonnage purchased for wine, concentrate, juice, vinegar, and beverage brandy (TABLE 4) by California processors from the 2010 crop. The weighted average prices are reported by variety, and grape pricing districts. State averages for 2009 are shown for comparison. TABLE 6 does not include prices of tonnage purchased as distilling material other than beverage brandy; this is shown in TABLE 7. Prices shown in this table are final and not subject to change. Grapes pooled by cooperatives, those grown by processors and used for their own production and grapes crushed to growers' accounts are not included.

Weighted average prices reflect final prices through January 10, 2011 and include any Brix adjustments, bonuses or allowances. Prices are equivalent to delivered basis in the area grown including normal within-area hauling allowances. Purchases made on a roadside basis include the usual hauling allowance for local delivery in the area grown. Out-of-area purchases made on a delivered basis do not include extra hauling allowances for delivery outside the area.

The next example indicates the method used for calculating weighted averages.

The following two purchases were made.

Variety	District	Tons	Degrees Brix	Base Price	Price Paid Per Ton	Acceptable Brix Limits	Brix Adjustment Factors	Brix Adjustment Limits
<i>Petite Sirah</i>	1	155.5	20.6	\$450.00	\$364.50	19 - 25	+ or - 10%	Base 22, Min 20, Max 24
<i>Petite Sirah</i>	1	20.5	19.0	\$450.00	\$418.50	19 - 25	+ or - 10%	Base 22, Min 20, Max 24

Note: The variety, district, base price, and Brix Adjustment Factors (including Brix limits) are the same. The tons purchased, degrees Brix, and price paid per ton are the only differences in this example.

Step 1: Multiply the tons by the Brix for each lot purchased and then add the products to get the total. Also, add the tons purchased.

Variety	District	Tons	Degrees Brix	Total (Tons X Brix)
<i>Petite Sirah</i>	1	155.5	20.6	155.5 X 20.6 = 3,203.3
<i>Petite Sirah</i>	1	20.5	19.0	20.5 X 19.0 = 389.5
TOTALS		176.0		3,592.8

Step 2: Divide the total (3,592.8) by the total tons purchased (176.0) to get the **Weighted Average Degrees Brix**.

$$\frac{3,592.8}{176.0} = 20.4$$

Step 3: Multiply the purchased tons by the Price Paid Per Ton for each lot purchased and then add the products to get the total.

Variety	District	Tons	Price Paid Per Ton	Total (Tons X Brix)
<i>Petite Sirah</i>	1	155.5	\$364.50	155.5 X 364.50 = 56,679.8
<i>Petite Sirah</i>	1	20.5	\$418.50	20.5 X 418.50 = 8,579.3
TOTALS		176.0		65,259.1

Step 4: Divide the total (65,259.1) by the total tons purchased (176.0) to get the **Weighted Average Price Per Ton**:

$$\frac{65,259.1}{176.0} = \$370.79$$

TABLE 7 shows all grape tonnage purchased as distilling material other than beverage brandy by California processors from the 2010 crop. The tonnage, weighted average degrees Brix and price per ton are shown by grape type and variety. State totals and averages for 2009 are given for comparison.

TABLE 8 shows base prices paid to growers by Brix adjustment factors, purchased tonnage, type, variety and reporting district where grown. Weighted average base prices and total purchased tonnage are included.

The Brix adjustment factors determine adjustments to base prices to compensate for sugar variations. In this report, adjustments are expressed in dollars per ton, or percent of base price per degree variance from the established Brix base. Occasional lots are traded on price per degree Brix as delivered.

TABLE 9 includes tonnage of all grapes crushed to growers' accounts by California processors from the 2010 crop. Growers retained ownership of these grapes at the time of crushing. This tonnage is reported by grape pricing district and variety. Comparisons with 2009 are shown. *(Table 9 only appears in the Final Grape Crush Report.)*

TABLE 10 gives the weighted average price per ton, delivered basis, of all tonnage purchased from non-related sources for wine, concentrate, juice, vinegar, and beverage brandy (TABLE 4) by California processors from the 2010 crop. The weighted average prices are reported by variety, and grape pricing districts. State averages for 2009 are shown for comparison. TABLE 10 does not include prices of tonnage purchased as distilling material other than beverage brandy, this is shown in TABLE 7. Prices shown in this table are final and not subject to change. Grapes pooled by cooperatives, those grown by processors and used for their own production and grapes crushed to growers' accounts are not included.

Non-Related Purchased Tons: Excludes tonnage of grapes purchased from a grower if:

- The grower or an affiliate of the grower, or both the grower and the affiliate of the grower, owned, directly or indirectly, at least 5 percent of the indicia of ownership or voting authority of the winery (processor);
- The winery (processor) or an affiliate of the winery, or both the winery and the affiliate of the winery, owned, directly or indirectly, at least 5 percent of the indicia of ownership or voting authority of the grower;
- The winery (processor) or an affiliate of the winery, or both the winery and the affiliate of the winery, provided long-term financing to the grower in exchange for rights or options to purchase a significant portion of the grower's harvest.

Grape Variety Synonyms

Alicante Bouschet - Alicante	Malaga - White Malaga	Red Rubired - Tintoria
Beauty Seedless - Black Beauty	Mataro - Mourvedre	Ruby Seedless - King Ruby
Black Corinth - Zante Current	Meunier - Pinot Meunier	Red Sangiovese - Sangioveseto, Brunello
Black Prince - Rose of Peru	Moscato Gaillo - Muscat Yellow	White Sauvignon Vert - Muscadelle
Red Blaufraenkisch - Lemberger	Muscat Blanc - Muscat Canelli,	White St. Emilion - Ugni Blanc, Trebbiano
Burger - Monbadon	Muscat Blanc A Petits Grains	Sugraone - (PROPRIETARY NAME WAS REMOVED)
Chardonnay - Pinot Chardonnay, Chardonnay Musque	Muscat Hamburg - Black Muscat	Syrah - French Syrah, Shiraz, Syrah Noir
Cinsaut - Black Malvoisie, Black Malvasia	Negrette - Pinot St. George	Tempranillo - Tinta Roriz, Valdepenas
Crimson Seedless - Red Crimson	Nero D'Avola - Calabrese	Touriga Nacional - Touriga
Emerald Seedless - Black Seedless	Palomino - Golden Chasselas	Trousseau - Bastardo
Flame Seedless - Red Flame	Pinot Gris - Pinot Grigio	Vermentino - Vennentino
Red Gamay (Napa) - Gamay, Valdiguie	Princess - Melissa	White Riesling - Johannisberg Riesling, Riesling
White Gray Riesling - Trousseau Gris	Red Globe - Rose Ito	
Red Grenache - Grenache Noir	Red Refosco - Mondeuse	
Italia - Muscat Italia	White Ribolla Gialla - Rebolla	

**TABLE 1: STATE TOTALS OF GRAPES FOR CRUSHING BY TYPE AND VARIETY.
WEIGHTED AVERAGE DEGREES BRIX, AND WEIGHTED AVERAGE DOLLARS PER TON, 2009-10**

Type and Variety	Total Tons Crushed		Avg. Brix Crushed		Total Purchased Tons		Avg. Brix Purchased		Wtd. Avg. Dollars Per Ton	
	2010	2009	2010	2009	2010	2009	2010	2009	2010	2009
RAISIN GRAPES:										
Diamond Muscat	166.4	5.1	20.7	22.0	166.4	5.1	20.7	22.0	347.42	300.00
Dovine	341.5	368.7	22.9	22.3	198.5	194.4	22.2	24.7	190.00	165.00
Fiesta	32,440.2	38,433.4	22.2	22.3	31,621.5	37,912.8	22.2	22.3	196.06	166.18
Selma Pete	57.3	25.2	25.0	30.2	57.2	25.1	25.0	30.2	190.00	165.00
Thompson Seedless	240,571.5	268,527.5	21.2	21.2	172,889.9	202,925.9	21.0	21.0	211.64	171.93
Total Raisin	273,576.9	307,359.9	21.3	21.3	204,933.5	241,063.3	21.2	21.2	209.32	171.02
TABLE GRAPES: 2/										
Arra	260.2	501.0	22.1	21.3	0.0	0.0	0.0	0.0	0.00	0.00
Autumn Royal	4,048.5	1,504.6	20.5	20.3	1,318.0	241.4	20.6	19.5	165.32	126.99
Autumn Seedless	13.8	353.8	21.8	20.0	0.0	42.6	0.0	23.1	0.00	149.50
Beauty Seedless *	25.9	110.6	26.3	22.5	0.0	0.0	0.0	0.0	0.00	0.00
Blanc Seedless	5,233.9	638.8	20.9	20.1	19.0	0.0	21.2	0.0	170.00	0.00
Calmeria	722.2	525.5	20.0	20.2	23.4	17.1	22.2	20.1	178.00	130.65
Cardinal	13.7	0.0	20.6	0.0	0.0	0.0	0.0	0.0	0.00	0.00
Christmas Rose	113.8	258.8	20.5	22.2	0.0	25.9	0.0	25.8	0.00	149.50
Crimson Seedless *	23,212.6	11,180.6	20.9	21.3	6,621.3	2,830.2	20.9	21.7	168.14	140.83
Dawn Seedless	147.3	23.8	24.0	27.0	0.0	0.0	0.0	0.0	0.00	0.00
Early Sweet	0.0	360.9	0.0	22.0	0.0	0.0	0.0	0.0	0.00	0.00
Emerald Seedless *	17,435.7	8,428.7	21.3	21.7	1,519.8	328.4	21.8	22.5	174.40	145.69
Emperor	160.7	74.2	19.5	20.0	14.4	0.0	21.0	0.0	168.00	0.00
Fantasy Seedless	58.7	21.8	23.3	21.5	0.0	0.0	0.0	0.0	0.00	0.00
Flame Seedless *	11,986.2	5,829.3	22.3	22.6	4,262.0	1,512.4	22.3	22.3	183.42	146.56
Flame Tokay	939.2	1,111.8	20.1	19.2	936.8	1,108.3	20.1	19.2	197.94	192.43
Golden Globe	615.0	931.3	22.0	18.6	0.0	0.0	0.0	0.0	0.00	0.00
Golden Muscat	0.7	0.0	24.4	0.0	0.0	0.0	0.0	0.0	0.00	0.00
Grape King	345.4	0.0	16.8	0.0	0.0	0.0	0.0	0.0	0.00	0.00
Italia *	264.4	233.2	22.2	21.8	46.1	49.6	21.9	22.1	175.00	143.65
Jade Seedless	0.0	156.5	0.0	20.3	0.0	0.0	0.0	0.0	0.00	0.00
Malaga *	828.4	581.8	19.3	19.2	419.1	243.0	17.1	18.1	156.69	165.00
Marroo Seedless	0.0	528.7	0.0	19.9	0.0	522.4	0.0	19.9	0.00	139.47
Perlette	0.0	56.8	0.0	22.6	0.0	0.0	0.0	0.0	0.00	0.00
Princess *	5,256.4	3,093.7	21.9	21.3	919.6	519.8	21.6	21.9	177.41	152.27
Red Globe *	16,822.2	9,620.8	20.4	21.1	6,040.6	2,851.4	20.2	21.5	164.56	139.51
Ribier	178.6	158.0	18.8	19.6	0.0	11.3	0.0	23.7	0.00	149.50
Rouge	583.7	0.0	19.8	0.0	583.7	0.0	19.8	0.0	158.00	0.00
Ruby Seedless *	5,209.3	6,220.0	22.7	21.9	1,931.6	2,155.2	23.3	22.3	183.47	144.80
Scarlet Royal	1,170.9	611.2	22.9	22.6	25.7	0.0	24.8	0.0	198.00	0.00
Sugraone *	381.8	69.5	18.0	18.9	0.0	0.0	0.0	0.0	0.00	0.00
Summer Muscat	6.2	5.1	22.6	22.6	6.2	5.1	22.6	22.6	400.00	400.00
Summer Royal	788.5	0.0	22.4	0.0	482.8	0.0	22.9	0.0	184.00	0.00
Sweet Scarlet	71.2	62.3	22.6	22.8	0.0	0.0	0.0	0.0	0.00	0.00
White Concord	8.6	0.0	22.3	0.0	0.0	0.0	0.0	0.0	0.00	0.00
Other Table 1/	26,848.9	31,652.7	21.8	21.6	25,837.5	31,183.1	21.9	21.6	174.88	141.38
Total Table	123,752.6	84,905.8	21.3	21.4	51,007.6	43,647.2	21.5	21.5	173.81	143.10
WINE GRAPES (WHITE):										
Albarino	616.6	35.3	23.1	23.2	373.6	24.9	23.4	23.4	963.16	1,634.14
Arneis	90.1	117.1	23.0	22.5	87.8	112.1	22.7	22.4	2,031.18	1,776.16
Burger *	33,665.8	36,734.3	18.1	18.1	31,857.7	34,065.3	18.2	18.3	178.62	178.35
Chardonnay *	654,522.0	727,078.1	23.3	23.6	490,439.3	536,192.1	23.3	23.6	715.22	757.82
Chenin Blanc	65,063.8	67,714.7	19.7	20.7	62,219.3	62,339.3	19.7	20.7	282.12	269.26
Cortese	15.6	24.8	21.9	21.7	8.5	9.6	21.0	21.3	1,100.00	1,100.00
Emerald Riesling	715.4	699.5	21.5	24.6	707.6	687.8	21.5	24.6	320.25	338.69
Flora	55.9	56.2	22.7	21.1	50.7	49.6	22.9	22.9	1,623.60	2,204.60
Folle Blanche	17.5	13.1	19.9	23.6	0.0	0.0	0.0	0.0	0.00	0.00
French Colombard	325,740.4	326,074.9	20.0	20.7	321,092.6	321,161.7	20.0	20.9	241.78	228.39
Gewurztraminer	10,923.4	13,201.8	23.8	23.5	7,054.0	8,058.3	23.4	23.4	755.83	782.26
Gray Riesling *	45.9	18.0	22.1	24.6	43.4	0.0	22.1	0.0	658.76	0.00
Grenache Blanc	622.9	615.9	23.4	23.7	281.8	341.8	23.2	23.6	1,453.64	1,376.68
Gruener Veltliner	386.4	169.5	23.5	22.5	343.9	152.4	23.2	22.3	776.25	832.64
Kerner	0.6	2.5	38.9	27.7	0.0	0.0	0.0	0.0	0.00	0.00
Malvasia Bianca	6,661.3	10,552.6	21.7	20.9	4,318.5	6,455.0	22.0	21.2	466.08	374.74
Marsanne	563.0	650.3	23.7	24.0	394.8	386.5	23.7	24.0	1,206.63	1,183.59
Melon	14.8	13.0	22.5	23.6	14.8	12.6	22.5	23.6	1,998.42	1,998.64
Moscato Gaillo *	45.5	139.1	23.6	23.2	36.9	91.7	23.1	23.8	820.05	568.29
Muscat Blanc *	11,894.8	10,842.9	22.6	23.7	10,301.0	8,782.8	22.3	23.6	580.31	596.72
Muscat Orange	2,364.9	2,046.2	23.5	23.3	1,915.6	1,860.1	23.2	23.4	531.78	520.64
Muscat of Alexandria	71,462.8	60,847.0	21.7	23.2	69,207.7	58,038.2	21.7	23.1	359.44	310.27
Palomino *	1,503.9	1,579.1	20.0	20.4	1,476.2	1,535.6	20.0	20.3	249.92	194.99
Picpoul Blanc	14.2	0.0	21.9	0.0	2.7	0.0	23.1	0.0	2,229.63	0.00
Pinot Blanc	976.4	1,436.4	23.6	22.7	531.0	788.5	23.3	23.0	1,445.78	1,286.48
Pinot Gris *	145,580.0	145,368.5	22.5	22.1	134,665.9	129,135.4	22.5	22.1	447.81	558.81
Ribolla Gialla *	13.2	9.5	22.8	22.4	3.9	3.7	21.2	22.7	2,692.31	2,736.49
Roussanne	1,021.9	935.6	23.2	24.2	407.5	427.8	23.8	24.2	1,719.09	1,877.40
Sauvignon Blanc	102,662.0	119,448.0	22.9	22.7	76,283.8	91,586.8	22.7	22.6	705.44	714.78
Sauvignon Musque	853.8	660.2	23.7	23.7	445.1	465.6	23.9	23.7	1,481.24	1,562.03
Sauvignon Vert *	8.0	4.9	21.5	21.1	8.0	1.4	21.5	24.1	1,827.50	1,689.56
Scheurebe	21.3	26.2	22.8	22.8	0.0	1.0	0.0	22.0	0.00	1,400.00
Semillon	6,490.9	6,873.2	21.2	22.1	5,420.7	5,814.4	21.0	21.9	618.25	608.13
St. Emilion *	6.8	3.9	24.1	21.7	1.7	3.8	25.4	21.7	1,194.12	496.71
Sylvaner	15.4	16.8	22.0	22.9	0.0	0.0	0.0	0.0	0.00	0.00
Symphony	12,126.2	12,877.5	21.8	21.8	7,495.5	8,350.1	22.4	22.6	381.16	325.42
Tocai Friulano	121.3	154.6	23.0	23.2	111.9	139.0	23.0	23.2	1,459.36	1,516.07
Torrontes	20.8	22.3	20.5	23.0	17.2	19.1	20.4	22.9	1,113.66	1,088.48
Triplet Blanc	29,242.6	25,471.4	20.3	21.5	29,732.2	25,308.3	20.3	21.5	214.67	229.63
Verdelho	299.4	1,071.7	24.4	23.6	176.8	982.0	24.3	23.6	879.41	552.38
Vernacino *	782.4	277.3	23.3	22.1	637.9	129.1	23.4	21.9	659.47	888.15
Vernaccia	39.4	100.1	24.5	23.7	33.3	83.7	24.5	23.6	2,234.38	2,319.37
Vignier	20,429.2	23,568.6	25.3	25.1	16,079.6	19,210.5	25.2	25.1	648.92	646.75
White Riesling *	25,750.0	22,101.9	21.6	22.2	16,959.0	15,203.1	21.5	22.1	743.52	891.76
Other White 1/	982.6	5,255.4	21.6	22.7	305.7	1,358.9	23.2	22.9	537.27	348.07
Total White	1,535,133.1	1,624,909.9	22.1	22.5	1,291,545.1	1,339,369.6	21.9	22.4	500.37	535.55

**TABLE 1: STATE TOTALS OF GRAPES FOR CRUSHING BY TYPE AND VARIETY.
WEIGHTED AVERAGE DEGREES BRIX, AND WEIGHTED AVERAGE DOLLARS PER TON, 2009-10**

Type and Variety	Total Tons Crushed		Avg. Brix Crushed		Total Purchased Tons		Avg. Brix Purchased		Wtd. Avg. Dollars Per Ton	
	2010	2009	2010	2009	2010	2009	2010	2009	2010	2009
	WINE GRAPES (RED):									
Aglianico	179.2	180.0	24.0	24.3	92.1	126.3	24.8	24.0	1,588.65	1,319.49
Aleatico	17.5	9.1	24.6	25.0	17.3	9.0	24.6	25.0	2,828.73	2,490.67
Alicante Bouschet *	8,246.9	7,501.1	22.1	22.5	7,679.3	7,241.8	22.1	22.5	319.60	331.43
Alvarelhao	23.1	35.5	24.9	26.1	12.6	23.6	24.9	25.7	1,309.52	930.30
Arimao	446.5	648.8	27.9	22.2	446.2	648.8	27.9	22.2	300.00	350.00
Barbera	54,238.6	61,148.4	22.7	23.7	52,948.4	59,458.5	22.6	23.6	279.83	279.43
Beclan	1.3	4.0	24.0	25.0	1.3	0.0	24.0	0.0	1,000.00	0.00
Blaufraenkisch *	31.9	30.3	24.0	24.2	7.7	3.0	24.0	24.7	1,558.44	3,500.00
Cabernet Franc	10,118.3	13,955.8	24.7	24.9	6,255.6	9,161.0	24.9	24.8	1,531.03	1,542.57
Cabernet Sauvignon	445,521.6	442,769.6	24.1	24.6	337,675.7	340,173.1	24.1	24.6	1,024.86	1,078.09
Carignane	13,817.5	15,469.6	22.1	22.9	13,449.0	14,839.7	22.1	22.9	364.10	380.49
Carmenere	27.8	20.0	23.8	24.1	13.8	6.2	24.9	23.4	1,332.25	1,912.90
Carmine	7.9	18.7	22.5	23.8	7.9	9.5	22.5	22.0	600.00	600.00
Carmelian	6,055.9	5,694.7	23.2	24.6	5,753.9	4,601.0	23.3	24.7	245.31	250.00
Centurian	1,076.6	1,306.3	24.0	24.6	1,072.9	1,306.3	24.0	24.6	263.79	265.55
Charbono	265.9	380.2	23.9	23.9	175.5	217.1	24.0	23.6	1,435.88	1,533.78
Ciliegiolo	10.4	6.3	25.6	26.0	10.4	6.2	25.6	26.0	723.44	1,210.94
Cinsaut *	503.2	524.1	23.4	24.3	351.8	367.3	23.6	24.8	779.22	850.00
Colorino	7.0	4.8	25.1	24.8	6.6	4.8	25.2	24.8	1,136.41	1,576.82
Corvina	0.0	0.5	0.0	21.5	0.0	0.0	0.0	0.0	0.00	0.00
Counoise	129.3	110.1	23.8	23.8	51.2	41.1	23.8	24.1	1,764.29	1,552.55
Dolcetto	331.1	398.9	23.3	24.0	201.3	268.3	23.8	23.4	1,303.97	1,499.45
Domfelder	586.9	832.2	21.6	21.1	563.6	813.0	21.6	21.0	301.21	386.65
Durif	10.7	16.4	24.8	25.3	0.0	0.0	0.0	0.0	0.00	0.00
Early Burgundy	5.9	5.9	23.8	26.1	3.7	5.5	24.4	25.9	2,216.22	1,690.91
Fer Servadou	5.5	4.5	23.4	22.3	5.4	4.5	23.4	22.3	1,021.77	1,667.43
Freisa	23.7	22.6	24.0	23.4	12.0	12.0	23.9	23.5	1,212.67	1,436.63
Gamay (Napa) *	2,118.6	2,094.7	20.4	21.3	1,838.3	1,739.6	20.2	20.8	563.74	564.34
Gamay Noir Au Jus Blanc	7.3	16.5	22.1	21.7	7.3	16.5	22.1	21.7	1,500.00	1,500.00
Graciano	79.4	82.9	25.1	25.4	43.2	31.2	25.8	25.7	1,122.22	1,212.98
Grand Noir	4.6	2.7	21.7	24.5	4.6	2.7	21.7	24.5	2,026.09	1,600.00
Grenache *	68,978.8	75,354.1	21.9	21.9	66,001.8	73,057.4	21.8	21.8	306.77	291.33
Grignolino	23.3	36.9	24.6	24.3	0.0	0.0	0.0	0.0	0.00	0.00
Lagrein	243.5	219.5	23.6	25.8	191.7	110.6	23.9	26.6	1,337.23	1,577.35
Malbec	8,083.7	8,395.8	24.1	24.3	5,858.7	6,407.3	24.0	24.2	1,155.51	1,062.76
Mataro *	2,475.5	2,630.7	24.3	24.5	1,808.8	1,934.8	24.3	24.3	1,433.00	1,381.71
Merlot	310,260.6	326,356.0	24.4	24.6	242,865.9	256,499.6	24.2	24.6	612.48	625.64
Meunier *	620.0	564.0	23.1	21.3	344.8	327.4	19.7	20.1	2,540.48	2,717.65
Mission	8,774.7	9,285.0	22.7	22.4	8,608.3	9,223.4	22.7	22.4	183.62	177.66
Montepulciano	393.9	705.3	23.7	24.0	289.9	609.5	23.7	24.0	561.84	362.71
Muscat Hamburg *	338.7	353.4	24.2	24.9	285.1	335.7	24.5	25.5	674.55	622.14
Nebbiolo	366.1	353.9	22.8	23.4	267.2	225.2	23.2	24.1	1,212.69	1,527.79
Negrette *	22.1	25.9	24.5	25.7	13.6	18.3	25.5	25.8	2,000.00	1,874.32
Negroamaro	96.7	41.8	24.4	24.4	95.6	34.0	24.4	24.9	927.99	1,349.66
Nero D'Avola *	152.3	259.4	23.5	23.2	141.8	251.9	23.5	23.1	685.10	289.60
Peloursin	3.1	3.6	24.1	24.8	0.0	0.0	0.0	0.0	0.00	0.00
Petit Verdot	12,671.7	13,407.6	24.6	24.7	8,992.1	9,130.9	24.6	24.5	1,111.54	1,192.26
Petite Sirah	51,415.7	54,967.0	24.7	25.1	41,894.0	45,280.5	24.7	25.1	896.23	902.51
Pfeffer Cabernet	16.6	17.1	24.8	25.1	8.7	11.6	24.0	24.5	1,400.00	1,000.00
Pinot Noir	147,416.1	156,703.5	25.0	24.5	102,505.2	107,245.3	25.0	24.5	1,444.05	1,641.33
Pinotage	103.3	82.4	25.6	25.1	70.2	40.5	25.8	26.3	1,363.34	1,531.68
Pommard	0.0	3.1	0.0	25.1	0.0	3.1	0.0	25.1	0.00	4,500.00
Primitivo	1,321.3	1,671.6	25.0	25.6	872.4	1,287.1	24.6	25.6	1,156.29	1,233.96
Refosco *	442.0	668.4	23.2	22.4	399.7	657.6	23.1	22.3	406.12	458.29
Royalty	642.7	280.7	22.5	23.6	636.3	277.8	22.5	23.6	258.71	262.80
Rubired *	220,332.3	171,109.7	23.1	24.0	214,325.6	167,265.6	24.8	24.0	268.41	269.19
Ruby Cabernet	83,428.8	76,199.8	23.4	23.9	82,215.5	75,061.7	23.5	23.8	261.61	258.14
Sagrantino	73.9	76.4	24.6	24.6	59.6	68.5	24.5	24.5	1,257.29	1,095.81
Salvador	1,283.1	1,231.9	22.9	24.8	1,276.0	1,221.3	22.9	24.8	291.34	297.25
Sangiovese *	7,702.0	8,051.9	23.7	24.0	4,951.9	5,242.3	23.2	23.4	822.90	888.55
Segalin	717.9	668.4	25.2	24.6	717.9	668.4	25.2	24.6	350.00	350.00
Souzao	587.6	557.4	21.9	24.1	425.1	453.5	21.3	24.7	515.31	534.85
St Laurent	0.3	0.0	24.6	0.0	0.0	0.0	0.0	0.0	0.00	0.00
Syrah *	127,123.5	133,002.7	24.5	25.2	99,085.6	98,926.3	24.4	25.1	607.07	660.56
Tannat	2,484.5	3,311.9	26.5	25.3	1,755.2	2,314.0	26.6	25.0	618.04	539.63
Tempranillo *	10,654.6	8,390.7	23.9	23.5	9,382.3	7,219.3	23.8	23.3	454.37	470.57
Teroldego	494.8	639.4	23.9	24.8	475.0	614.2	23.9	24.8	752.63	693.21
Tinta Barroca	4.1	4.0	23.5	25.4	4.1	2.7	23.5	25.0	1,250.00	1,250.00
Tinta Cao	560.4	466.0	24.8	24.1	521.1	433.8	24.8	24.1	419.51	448.08
Tinta Madeira	139.5	110.2	23.4	25.4	56.0	58.9	23.5	23.4	739.18	746.70
Touriga Francesca	11.0	21.1	23.9	25.3	10.1	13.8	23.9	25.8	1,208.42	825.36
Touriga Nacional *	2,220.7	1,646.7	23.6	23.8	2,049.6	1,492.7	23.6	23.7	608.57	607.31
Trousseau *	49.7	19.5	24.5	24.9	40.5	14.8	24.2	25.9	690.99	1,187.16
Zinfandel	393,810.0	446,941.7	21.2	20.8	373,432.0	419,195.8	21.0	20.7	441.42	464.00
Other Red 1/	37,325.10	19,989.80	21.10	22.30	30,550.70	16,140.90	21.20	22.70	183.76	185.52
Total Red	2,047,766.3	2,078,121.1	23.4	23.6	1,732,194.2	1,750,515.6	23.4	23.4	625.19	670.54
TOTAL WINE	3,582,899.4	3,703,031.0	22.8	23.1	3,023,739.3	3,089,885.2	22.7	22.9	571.88	612.03
TOTAL ALL VARIETIES	3,980,228.9	4,095,296.7	22.7	22.9	3,279,680.4	3,374,595.7	22.6	22.8	543.03	574.46

* Synonyms for variety names are shown on Page 5

1/ Other categories include minor and mixed varieties.

2/ For information on table grape varieties, please refer to the memo titled 'California Table Grape Varieties,' available through the USDA's National Agricultural Statistics Service California Field Office.

**TABLE 2: TONS OF GRAPES CRUSHED BY CALIFORNIA PROCESSORS
FROM THE 2010 CROP BY TYPE, VARIETY, AND REPORTING DISTRICT WHERE GROWN, WITH COMPARISONS**

Type and Variety	1	2	3	4	5	6	7	8	9	10
	Tons									
RAISIN GRAPES:										
Diamond Muscat	0.0	0.0	0.0	0.0	0.0	0.0	0.0	0.0	0.0	0.0
Dovine	0.0	0.0	0.0	0.0	0.0	0.0	0.0	0.0	0.0	0.0
Fiesta	0.0	0.0	0.0	0.0	0.0	0.0	0.0	0.0	0.0	0.0
Selma Pete	0.0	0.0	0.0	0.0	0.0	0.0	0.0	0.0	0.0	0.0
Thompson Seedless	0.0	0.0	0.0	0.0	0.0	0.0	0.0	1,252.0	0.0	3,477.5
Total Raisin	0.0	0.0	0.0	0.0	0.0	0.0	0.0	1,252.0	0.0	3,477.5
TABLE GRAPES:										
Arra	0.0	0.0	0.0	0.0	0.0	0.0	0.0	0.0	0.0	0.0
Autumn Royal	0.0	0.0	0.0	0.0	0.0	0.0	0.0	0.0	0.0	0.0
Autumn Seedless	0.0	0.0	0.0	0.0	0.0	0.0	0.0	0.0	0.0	0.0
Beauty Seedless *	0.0	0.0	0.0	0.0	0.0	0.0	0.0	0.0	0.0	0.0
Blanc Seedless	0.0	0.0	0.0	0.0	0.0	0.0	0.0	0.0	0.0	0.0
Calmeria	0.0	0.0	0.0	0.0	0.0	0.0	0.0	0.0	0.0	0.0
Cardinal	0.0	0.0	0.0	0.0	0.0	0.0	0.0	0.0	0.0	0.0
Christmas Rose	0.0	0.0	0.0	0.0	0.0	0.0	0.0	0.0	0.0	0.0
Crimson Seedless *	0.0	0.0	0.0	0.0	0.0	0.0	0.0	0.0	0.0	0.0
Dawn Seedless	0.0	0.0	0.0	0.0	0.0	0.0	0.0	0.0	0.0	0.0
Early Sweet	0.0	0.0	0.0	0.0	0.0	0.0	0.0	0.0	0.0	0.0
Emerald Seedless *	0.0	0.0	0.0	0.0	0.0	0.0	0.0	0.0	0.0	0.0
Emperor	0.0	0.0	0.0	0.0	0.0	0.0	0.0	0.0	0.0	0.0
Fantasy Seedless	0.0	0.0	0.0	0.0	0.0	0.0	0.0	0.0	0.0	0.0
Flame Seedless *	0.0	0.0	0.0	0.0	0.0	0.0	0.0	0.0	0.0	0.0
Flame Tokay	0.0	0.0	0.0	0.0	0.0	0.0	0.0	0.0	0.0	0.0
Golden Globe	0.0	0.0	0.0	0.0	0.0	0.0	0.0	0.0	0.0	0.0
Golden Muscat	0.0	0.0	0.0	0.0	0.0	0.0	0.0	0.0	0.0	0.0
Grape King	0.0	0.0	0.0	0.0	0.0	0.0	0.0	0.0	0.0	0.0
Italia *	0.0	0.0	0.0	0.0	0.0	0.0	0.0	0.0	0.0	0.0
Jade Seedless	0.0	0.0	0.0	0.0	0.0	0.0	0.0	0.0	0.0	0.0
Malaga *	0.0	0.0	0.0	0.0	0.0	0.0	0.0	0.0	0.0	0.0
Marroo Seedless	0.0	0.0	0.0	0.0	0.0	0.0	0.0	0.0	0.0	0.0
Perlette	0.0	0.0	0.0	0.0	0.0	0.0	0.0	0.0	0.0	0.0
Princess *	0.0	0.0	0.0	0.0	0.0	0.0	0.0	4.9	0.0	0.0
Red Globe *	0.0	0.0	0.0	0.0	0.0	0.0	0.0	0.0	0.0	0.0
Ribier	0.0	0.0	0.0	0.0	0.0	0.0	0.0	0.0	0.0	0.0
Rouge	0.0	0.0	0.0	0.0	0.0	0.0	0.0	0.0	0.0	0.0
Ruby Seedless *	0.0	0.0	0.0	0.0	0.0	0.0	0.0	0.0	0.0	0.0
Scarlet Royal	0.0	0.0	0.0	0.0	0.0	0.0	0.0	0.0	0.0	0.0
Sugraone *	0.0	0.0	0.0	0.0	0.0	0.0	0.0	0.0	0.0	0.0
Summer Muscat	0.0	0.0	0.0	0.0	0.0	0.0	0.0	0.0	0.0	0.0
Summer Royal	0.0	0.0	0.0	0.0	0.0	0.0	0.0	0.0	0.0	0.0
Sweet Scarlet	0.0	0.0	0.0	0.0	0.0	0.0	0.0	0.0	0.0	0.0
White Concord	0.0	0.0	0.0	0.0	0.0	0.0	0.0	0.0	0.0	0.0
Other Table 1/	0.0	0.0	0.0	0.0	0.0	0.0	1.0	0.0	0.0	0.0
Total Table	0.0	0.0	0.0	0.0	0.0	0.0	1.0	4.9	0.0	0.0
WINE GRAPES (WHITE):										
Albarino	3.5	0.6	11.3	31.6	3.0	0.0	139.7	253.0	0.0	11.8
Arneis	8.2	0.0	43.8	0.0	0.0	1.4	10.1	26.6	0.0	0.0
Burger *	0.0	0.0	0.0	0.0	0.0	0.0	0.0	0.0	0.0	0.0
Chardonnay *	23,735.0	1,818.4	65,566.2	27,216.1	4,241.6	7,927.0	112,670.5	52,417.4	16,718.9	532.6
Chenin Blanc	109.2	0.0	14.0	116.1	1,198.4	0.0	1,006.3	2,248.4	333.8	23.7
Cortese	8.5	0.0	2.8	0.0	0.0	0.0	0.0	0.0	0.0	0.0
Emerald Riesling	0.0	0.0	0.0	0.0	0.0	0.0	0.0	0.0	0.0	0.0
Flora	2.5	0.0	0.0	51.4	0.0	0.0	0.0	0.0	0.0	-2.0
Folle Blanche	0.0	0.0	17.5	0.0	0.0	0.0	0.0	0.0	0.0	0.0
French Colombard	146.8	0.0	125.1	0.8	39.2	39.3	0.0	0.0	118.8	0.0
Gewurztraminer	837.4	647.1	245.0	19.2	2.8	5.6	5,643.7	966.0	29.2	6.5
Gray Riesling *	0.0	0.0	8.4	0.0	0.0	0.0	0.0	0.0	0.0	0.0
Grenache Blanc	2.2	0.9	10.4	14.2	0.0	0.0	64.2	482.0	4.5	13.4
Gruener Veltliner	0.0	0.0	0.4	6.8	0.0	0.0	274.4	42.7	0.0	0.0
Kerner	0.0	0.0	0.0	0.0	0.0	0.0	0.0	0.0	0.0	0.0
Malvasia Bianca	0.0	0.0	43.1	5.4	14.6	47.4	542.5	171.1	2.5	4.1
Marsanne	15.1	11.6	34.3	34.1	0.0	6.4	105.6	160.7	3.4	31.2
Melon	0.0	0.0	14.8	0.0	0.0	0.0	0.0	0.0	0.0	0.0
Moscato Gaillo *	0.0	0.0	0.0	0.0	0.0	0.0	0.0	3.8	1.9	4.0
Muscat Blanc *	183.1	237.1	67.0	285.7	44.7	18.8	625.0	1,426.8	0.0	70.3
Muscat Orange	55.3	9.0	0.0	6.4	0.0	16.8	91.7	142.1	0.0	37.3
Muscat of Alexandria	0.0	0.0	2.2	0.0	0.0	0.0	0.0	0.0	4,121.5	0.0
Palomino *	0.0	0.0	1.3	0.0	0.0	18.0	0.0	0.0	0.0	0.0
Picpoul Blanc	0.0	0.0	1.4	0.0	0.0	0.0	0.0	9.4	0.0	3.4
Pinot Blanc	96.5	4.8	237.6	69.4	0.8	13.2	377.1	177.0	0.0	0.0
Pinot Gris *	426.9	183.0	1,715.8	806.8	2,514.4	1,024.4	8,113.8	3,517.0	2,233.5	79.7
Ribolla Gialla *	0.0	0.0	0.0	13.2	0.0	0.0	0.0	0.0	0.0	0.0
Roussanne	62.6	34.3	94.5	42.2	0.0	1.9	81.7	552.5	3.2	72.6
Sauvignon Blanc	3,724.8	9,563.7	12,724.4	11,879.3	806.4	1,084.3	8,239.7	7,439.6	688.4	625.0
Sauvignon Musque	96.9	150.8	171.7	330.6	8.0	46.7	25.5	23.6	0.0	0.0
Sauvignon Vert *	0.0	0.0	3.1	4.9	0.0	0.0	0.0	0.0	0.0	0.0
Scheurebe	0.0	0.0	0.0	21.3	0.0	0.0	0.0	0.0	0.0	0.0
Semillon	65.6	167.0	406.5	707.0	0.0	102.9	80.2	72.1	96.5	31.6
St. Emilion *	0.0	0.0	0.0	0.0	0.0	0.0	0.0	3.7	0.5	2.1
Sylvaner	0.0	0.0	0.0	0.0	0.0	0.0	0.0	15.4	0.0	0.0
Symphony	3.5	0.0	0.0	0.0	93.0	0.0	0.0	0.0	163.2	52.3
Tocai Friulano	11.8	0.0	27.3	6.4	0.0	0.0	43.6	32.0	0.0	0.0
Torrontes	0.0	0.0	0.0	0.0	0.0	0.0	0.0	0.0	0.0	0.0
Triplet Blanc	0.0	0.0	0.0	0.0	0.0	0.0	0.0	0.0	0.0	0.0
Verdelho	0.0	0.0	0.0	4.8	43.7	3.0	0.6	49.0	0.8	43.9
Vermantino *	0.0	1.4	25.6	5.6	0.0	0.0	2.5	65.9	1.5	24.3
Vernaccia	0.0	0.0	33.3	0.0	0.0	0.0	0.0	0.0	0.0	0.0
Viognier	498.6	192.3	585.7	194.4	195.5	153.0	524.4	2,751.3	592.2	259.9
White Riesling *	501.9	301.4	148.3	276.5	134.5	5.4	12,354.0	2,016.0	4.0	17.9
Other White 1/	0.2	8.1	44.9	10.2	0.0	23.1	2.4	15.2	5.5	2.9
Total White	30,596.1	13,331.5	82,427.7	42,160.4	9,340.6	10,538.6	151,019.2	75,080.3	25,123.8	1,952.5

**TABLE 2: TONS OF GRAPES CRUSHED BY CALIFORNIA PROCESSORS
FROM THE 2010 CROP BY TYPE, VARIETY, AND REPORTING DISTRICT WHERE GROWN, WITH COMPARISONS**

Type and Variety	11	12	13	14	15	16	17	2010 State Total	2009 State Total
	Tons								
RAISIN GRAPES:									
Diamond Muscat	0.0	0.0	166.4	0.0	0.0	0.0	0.0	166.4	5.1
Dovine	0.0	0.0	341.5	0.0	0.0	0.0	0.0	341.5	368.7
Fiesta	0.0	0.0	31,939.5	500.7	0.0	0.0	0.0	32,440.2	38,433.4
Selma Pete	0.0	0.0	57.3	0.0	0.0	0.0	0.0	57.3	25.2
Thompson Seedless	0.0	643.2	157,625.2	77,573.6	0.0	0.0	0.0	240,571.5	268,527.5
Total Raisin	0.0	643.2	190,129.9	78,074.3	0.0	0.0	0.0	273,576.9	307,359.9
TABLE GRAPES:									
Arra	0.0	0.0	0.0	260.2	0.0	0.0	0.0	260.2	501.0
Autumn Royal	0.0	0.0	90.8	3,957.7	0.0	0.0	0.0	4,048.5	1,504.6
Autumn Seedless	0.0	0.0	0.0	13.8	0.0	0.0	0.0	13.8	353.8
Beauty Seedless *	0.0	0.0	0.0	25.9	0.0	0.0	0.0	25.9	110.6
Blanc Seedless	0.0	0.0	0.0	5,233.9	0.0	0.0	0.0	5,233.9	638.8
Calmeria	0.0	0.0	0.0	722.2	0.0	0.0	0.0	722.2	525.5
Cardinal	0.0	0.0	0.0	13.7	0.0	0.0	0.0	13.7	0.0
Christmas Rose	0.0	0.0	0.0	113.8	0.0	0.0	0.0	113.8	258.8
Crimson Seedless *	0.0	0.0	84.5	23,128.1	0.0	0.0	0.0	23,212.6	11,180.6
Dawn Seedless	0.0	0.0	0.0	147.3	0.0	0.0	0.0	147.3	23.8
Early Sweet	0.0	0.0	0.0	0.0	0.0	0.0	0.0	0.0	360.9
Emerald Seedless *	0.0	0.0	0.0	17,435.7	0.0	0.0	0.0	17,435.7	8,428.7
Emperor	0.0	0.0	0.0	160.7	0.0	0.0	0.0	160.7	74.2
Fantasy Seedless	0.0	0.0	0.0	58.7	0.0	0.0	0.0	58.7	21.8
Flame Seedless *	0.0	0.0	762.5	11,223.7	0.0	0.0	0.0	11,986.2	5,829.3
Flame Tokay	939.2	0.0	0.0	0.0	0.0	0.0	0.0	939.2	1,111.8
Golden Globe	0.0	0.0	0.0	615.0	0.0	0.0	0.0	615.0	931.3
Golden Muscat	0.7	0.0	0.0	0.0	0.0	0.0	0.0	0.7	0.0
Grape King	0.0	0.0	0.0	345.4	0.0	0.0	0.0	345.4	0.0
Italia *	0.0	0.0	0.0	264.4	0.0	0.0	0.0	264.4	233.2
Jade Seedless	0.0	0.0	0.0	0.0	0.0	0.0	0.0	0.0	156.5
Malaga *	0.0	0.0	674.1	154.3	0.0	0.0	0.0	828.4	581.8
Marroo Seedless	0.0	0.0	0.0	0.0	0.0	0.0	0.0	0.0	528.7
Perlette	0.0	0.0	0.0	0.0	0.0	0.0	0.0	0.0	56.8
Princess *	0.0	0.0	0.0	5,251.5	0.0	0.0	0.0	5,256.4	3,093.7
Red Globe *	0.0	0.0	507.6	16,314.6	0.0	0.0	0.0	16,822.2	9,620.8
Ribier	0.0	0.0	77.3	101.3	0.0	0.0	0.0	178.6	158.0
Rouge	0.0	0.0	0.0	583.7	0.0	0.0	0.0	583.7	0.0
Ruby Seedless *	0.0	0.0	1,011.4	4,197.9	0.0	0.0	0.0	5,209.3	6,220.0
Scarlet Royal	0.0	0.0	0.0	1,170.9	0.0	0.0	0.0	1,170.9	611.2
Sugraone *	0.0	0.0	0.0	381.8	0.0	0.0	0.0	381.8	69.5
Summer Muscat	0.0	0.0	6.2	0.0	0.0	0.0	0.0	6.2	5.1
Summer Royal	0.0	0.0	0.0	788.5	0.0	0.0	0.0	788.5	0.0
Sweet Scarlet	0.0	0.0	0.0	71.2	0.0	0.0	0.0	71.2	62.3
White Concord	0.0	0.0	0.0	8.6	0.0	0.0	0.0	8.6	0.0
Other Table 1/	0.0	0.0	18,023.1	8,820.3	4.5	0.0	0.0	26,848.9	31,652.7
Total Table	939.9	0.0	21,237.5	101,564.8	4.5	0.0	0.0	123,752.6	84,905.8
WINE GRAPES (WHITE):									
Albarino	27.6	0.0	2.3	0.0	0.0	0.0	132.2	616.6	35.3
Arneis	0.0	0.0	0.0	0.0	0.0	0.0	0.0	90.1	117.1
Burger *	2,799.0	2,214.5	25,440.4	1,783.8	0.0	0.0	1,428.1	33,665.8	36,734.3
Chardonnay *	124,768.2	61,703.1	73,337.8	45,907.3	40.9	258.7	35,662.3	654,522.0	727,078.1
Chenin Blanc	2,271.7	1,681.6	41,571.4	5,875.5	0.0	14.5	8,599.2	65,063.8	67,714.7
Cortese	0.0	0.0	0.0	0.0	0.0	4.3	0.0	15.6	24.8
Emerald Riesling	0.0	0.0	0.0	715.4	0.0	0.0	0.0	715.4	699.5
Flora	0.0	0.0	0.0	0.0	0.0	0.0	0.0	55.9	56.2
Folle Blanche	0.0	0.0	0.0	0.0	0.0	0.0	0.0	17.5	13.1
French Colombard	3,121.9	11,022.0	255,563.8	55,562.7	0.0	0.0	0.0	325,740.4	326,074.9
Gewurztraminer	112.4	1,654.9	0.0	0.0	0.0	48.3	705.3	10,923.4	13,201.8
Gray Riesling *	37.5	0.0	0.0	0.0	0.0	0.0	0.0	45.9	18.0
Grenache Blanc	31.1	0.0	0.0	0.0	0.0	0.0	0.0	622.9	615.9
Gruner Veltliner	0.0	0.0	0.0	0.0	0.0	0.0	62.1	386.4	169.5
Kerner	0.6	0.0	0.0	0.0	0.0	0.0	0.0	0.6	2.5
Malvasia Bianca	1,254.6	3,334.5	1,241.0	0.0	0.0	0.5	0.0	6,661.3	10,552.6
Marsanne	120.6	0.0	3.6	0.0	0.0	2.2	34.2	563.0	650.3
Melon	0.0	0.0	0.0	0.0	0.0	0.0	0.0	14.8	13.0
Moscato Gaillo *	35.8	0.0	0.0	0.0	0.0	0.0	0.0	45.5	139.1
Muscat Blanc *	340.6	191.2	7,638.4	326.2	4.6	119.5	315.8	11,894.8	10,842.9
Muscat Orange	671.8	758.2	530.9	0.0	0.2	1.8	43.4	2,364.9	2,046.2
Muscat of Alexandria	415.8	804.1	33,237.5	32,874.7	0.0	7.0	0.0	71,462.8	60,847.0
Palomino *	0.0	0.0	1,452.5	0.0	17.0	15.1	0.0	1,503.9	1,579.1
Picpoul Blanc	0.0	0.0	0.0	0.0	0.0	0.0	0.0	14.2	0.0
Pinot Blanc	0.0	0.0	0.0	0.0	0.0	0.0	0.0	976.4	1,436.4
Pinot Gris *	37,899.5	23,877.6	17,519.0	36,788.9	0.3	67.1	8,812.3	145,580.0	145,368.5
Ribolla Gialla *	0.0	0.0	0.0	0.0	0.0	0.0	0.0	13.2	9.5
Roussanne	47.9	0.0	4.2	0.0	0.0	24.3	0.0	1,021.9	935.6
Sauvignon Blanc	18,824.3	5,617.2	4,149.3	5,543.1	24.8	116.8	11,610.9	102,662.0	119,448.0
Sauvignon Musque	0.0	0.0	0.0	0.0	0.0	0.0	0.0	853.8	660.2
Sauvignon Vert *	0.0	0.0	0.0	0.0	0.0	0.0	0.0	8.0	4.9
Scheurebe	0.0	0.0	0.0	0.0	0.0	0.0	0.0	21.3	26.2
Semillon	1,764.3	1.6	1,622.1	0.0	0.0	4.2	1,369.3	6,490.9	6,873.2
St. Emilion *	0.5	0.0	0.0	0.0	0.0	0.0	0.0	6.8	3.9
Sylvaner	0.0	0.0	0.0	0.0	0.0	0.0	0.0	15.4	16.8
Symphony	2,232.4	4,300.0	2,966.8	1,482.0	0.0	0.0	833.0	12,126.2	12,877.5
Tocai Friulano	0.0	0.0	0.2	0.0	0.0	0.0	0.0	121.3	154.6
Torrontes	20.8	0.0	0.0	0.0	0.0	0.0	0.0	20.8	22.3
Triplet Blanc	0.0	1,104.5	27,158.7	1,661.4	0.0	0.0	0.0	29,924.6	25,471.4
Verdelho	78.0	0.0	4.3	0.0	0.0	0.0	71.3	299.4	1,071.7
Vernantino *	634.5	0.0	0.0	0.0	0.0	21.1	0.0	782.4	277.3
Vernaccia	6.1	0.0	0.0	0.0	0.0	0.0	0.0	39.4	100.1
Vignier	9,212.5	3,534.0	842.6	0.0	15.6	134.8	742.4	20,429.2	23,568.6
White Riesling *	1,068.2	5,866.7	240.1	46.3	0.0	121.2	2,647.6	25,750.0	22,101.9
Other White 1/	35.6	40.0	107.2	687.3	0.0	0.0	0.0	982.6	5,255.4
Total White	207,833.8	127,705.7	494,634.1	189,254.6	103.4	961.4	73,069.4	1,535,133.1	1,624,909.9

**TABLE 2: TONS OF GRAPES CRUSHED BY CALIFORNIA PROCESSORS
FROM THE 2010 CROP BY TYPE, VARIETY, AND REPORTING DISTRICT WHERE GROWN, WITH COMPARISONS**

Type and Variety	1	2	3	4	5	6	7	8	9	10
	Tons									
WINE GRAPES (RED):										
Aglianico	6.9	0.0	0.4	1.9	0.0	0.0	0.0	88.7	1.0	23.4
Aleatico	0.0	0.0	16.3	0.0	0.0	0.0	0.2	0.0	0.0	0.0
Alicante Bouschet *	5.7	0.0	46.4	0.0	0.0	62.6	1.0	24.5	0.0	32.2
Alvarelhao	0.0	0.0	0.5	0.0	0.0	0.0	0.0	8.8	0.0	4.0
Arinarnoa	0.0	0.0	0.0	0.0	0.0	0.0	0.0	0.3	0.0	0.0
Barbera	252.9	56.9	67.7	50.7	1.8	218.1	48.9	388.8	19.0	1,124.8
Beclan	0.0	0.0	0.0	0.0	0.0	0.0	0.0	0.0	0.0	1.3
Blaufraenkisch *	0.0	0.0	2.2	0.3	0.0	0.0	0.0	27.9	1.5	0.0
Cabernet Franc	92.2	414.8	1,436.3	2,448.6	29.5	173.2	723.5	1,938.1	21.9	344.6
Cabernet Sauvignon	9,779.9	11,393.3	37,573.9	55,661.9	671.9	5,135.8	31,431.2	62,785.5	4,465.5	1,607.7
Carignane	974.6	2.7	268.5	24.7	1.2	446.9	2.4	35.2	0.4	16.1
Carmenere	1.7	0.0	13.2	0.5	0.0	3.8	0.0	6.7	0.0	1.6
Carmine	0.0	0.0	0.0	0.0	0.0	0.0	0.0	0.0	7.9	0.0
Carmelian	0.0	0.0	0.0	0.0	0.0	0.0	0.0	0.0	0.0	0.0
Centurian	0.0	0.0	0.0	0.0	0.0	0.0	0.0	0.0	0.0	0.0
Charbono	4.8	0.0	0.0	132.0	2.0	13.5	0.0	29.1	0.0	9.9
Ciliegiolo	0.0	0.0	0.0	0.0	0.0	0.0	0.0	0.0	0.0	0.0
Cinsaut *	0.0	0.0	21.3	1.5	0.0	41.9	34.2	101.0	2.0	7.0
Colorino	0.0	0.0	0.0	0.0	0.0	0.0	0.0	0.3	0.0	0.0
Corvina	0.0	0.0	0.0	0.0	0.0	0.0	0.0	0.0	0.0	0.0
Counoise	0.0	3.7	4.7	0.3	0.0	7.9	0.0	95.7	1.3	6.4
Dolcetto	58.7	0.0	59.5	26.5	1.3	3.0	38.4	89.0	2.0	31.4
Dornfelder	0.0	0.0	21.3	0.0	0.0	0.0	1.7	2.0	0.0	0.0
Durif	0.0	0.0	0.0	0.0	0.0	0.0	0.0	0.0	10.7	0.0
Early Burgundy	0.0	0.0	0.0	3.9	0.0	0.0	0.0	0.0	0.0	0.0
Fer Servadou	0.0	0.0	0.0	0.0	0.0	0.0	0.0	0.0	0.0	0.0
Freisa	0.0	0.0	2.8	0.0	0.0	0.0	0.0	3.9	0.0	9.7
Gamay (Napa) *	28.9	0.0	10.1	64.4	249.2	4.4	249.5	434.4	0.1	0.0
Gamay Noir Au Jus Blanc	0.0	0.0	0.0	0.0	0.0	0.0	0.0	0.0	0.0	7.3
Graciano	0.0	0.0	3.5	1.4	0.0	6.2	3.1	3.4	15.8	12.0
Grand Noir	0.0	0.0	0.0	0.0	0.0	1.6	0.0	3.0	0.0	0.0
Grenache *	205.8	66.8	207.3	72.7	19.7	146.3	577.7	3,083.9	903.9	228.0
Grignolino	0.0	0.0	0.0	14.5	0.0	8.8	0.0	0.0	0.0	0.0
Lagrein	0.0	0.0	1.8	0.0	0.0	0.0	0.0	240.7	1.0	0.0
Malbec	90.7	186.1	747.7	919.5	16.2	83.6	1,273.7	1,358.2	309.5	110.8
Mataro *	16.4	50.3	86.4	21.0	30.1	707.5	26.0	871.7	13.3	205.7
Merlot	7,033.5	1,223.9	17,231.6	18,667.5	900.4	2,517.5	36,057.4	29,859.0	3,365.3	839.3
Meunier *	11.0	0.0	406.5	199.2	0.0	0.0	0.0	3.3	0.0	0.0
Mission	0.0	0.0	1.5	0.0	0.0	1.4	0.0	0.6	0.0	15.2
Montepulciano	23.0	0.9	29.4	2.4	5.6	4.4	0.0	4.1	0.0	17.8
Muscat Hamburg *	0.0	0.0	4.1	1.3	3.0	10.7	1.0	0.0	0.0	22.6
Nebbiolo	8.5	9.1	12.9	2.2	0.0	6.9	0.0	220.1	3.8	74.2
Negrette *	0.0	0.0	0.0	0.0	0.0	0.1	22.0	0.0	0.0	0.0
Negroamaro	17.9	0.0	0.0	0.0	0.0	0.0	0.0	72.0	1.5	0.0
Nero D'Avola *	36.7	0.0	0.0	2.5	0.0	0.0	0.0	0.0	0.0	0.0
Peloursin	0.0	0.0	1.7	1.4	0.0	0.0	0.0	0.0	0.0	0.0
Petit Verdot	149.8	143.5	683.0	1,462.7	47.8	458.1	911.1	2,183.4	414.2	134.4
Petite Sirah	1,821.3	1,703.1	2,023.0	2,733.2	527.7	1,560.9	1,910.4	7,426.8	827.8	634.5
Pfeffer Cabernet	0.0	0.0	0.0	0.0	0.0	0.0	14.7	1.9	0.0	0.0
Pinot Noir	6,695.4	198.2	29,699.0	7,395.0	2,444.2	1,274.8	34,279.3	15,535.3	1,173.4	38.2
Pinotage	31.2	0.0	17.1	7.8	0.0	0.0	0.0	0.0	0.0	18.7
Pommard	0.0	0.0	0.0	0.0	0.0	0.0	0.0	0.0	0.0	0.0
Primitivo	38.3	40.1	76.3	44.1	0.0	377.6	27.7	395.8	19.8	214.5
Refosco *	0.0	0.0	0.0	1.5	0.0	2.4	0.0	82.4	0.0	2.9
Royalty	0.0	0.0	0.0	0.0	0.0	0.0	0.0	0.0	0.0	0.0
Rubired *	0.0	0.0	0.0	3.7	0.0	0.0	0.0	0.0	725.4	0.0
Ruby Cabernet	0.0	0.0	0.0	0.0	0.0	3.4	1.5	0.0	0.6	0.0
Sagrantino	0.0	0.0	1.9	2.3	0.0	0.0	0.0	6.0	0.0	0.7
Salvador	0.0	0.0	0.0	0.0	0.0	0.0	0.0	0.0	0.0	0.0
Sangiovese *	437.1	3.7	970.6	548.8	2.3	166.5	350.8	839.4	14.5	585.3
Segalin	0.0	0.0	0.0	0.0	0.0	0.0	0.0	0.0	0.0	0.0
Souzao	3.7	2.8	6.7	0.0	0.0	6.4	28.9	22.1	0.0	17.2
St Laurent	0.0	0.0	0.0	0.3	0.0	0.0	0.0	0.0	0.0	0.0
Syrah *	2,559.8	914.2	4,513.5	2,371.6	193.4	957.6	10,264.9	21,245.6	2,827.5	1,372.2
Tannat	8.0	0.0	68.6	4.9	9.6	0.0	171.1	159.2	0.7	5.7
Tempranillo *	4.8	129.9	167.6	117.4	6.8	103.6	89.0	1,366.4	205.0	304.2
Teroldego	0.0	0.0	0.0	0.0	0.0	64.6	53.1	71.7	1.9	20.0
Tinta Barroca	4.1	0.0	0.0	0.0	0.0	0.0	0.0	0.0	0.0	0.0
Tinta Cao	3.1	0.8	10.4	2.9	0.0	1.8	7.1	20.5	0.0	16.5
Tinta Madeira	0.0	0.0	0.3	0.0	0.0	0.0	0.0	3.9	0.0	0.0
Touriga Francesca	2.2	0.0	0.0	1.0	0.0	0.0	2.0	0.9	0.0	0.0
Touriga Nacional *	13.3	4.6	6.7	32.6	0.0	22.4	8.4	57.7	0.0	39.7
Trousseau *	0.0	2.4	0.0	0.0	0.0	0.0	5.8	0.0	0.0	7.2
Zinfandel	4,700.6	1,900.4	10,742.7	3,115.8	246.1	2,376.7	652.1	11,900.5	8,208.2	7,071.1
Other Red 1/	0.8	0.6	203.1	50.9	3.4	10.0	86.1	103.8	8.5	53.9
Total Red	35,123.3	18,452.8	107,470.0	96,219.3	5,413.2	16,992.9	119,355.9	163,203.2	23,574.9	15,289.9
TOTAL WINE	65,719.4	31,784.3	189,897.7	138,379.7	14,753.8	27,531.5	270,375.1	238,283.5	48,698.7	17,242.4
TOTAL ALL VARIETIES	65,719.4	31,784.3	189,897.7	138,379.7	14,753.8	27,531.5	270,376.1	239,540.4	48,698.7	20,719.9

**TABLE 2: TONS OF GRAPES CRUSHED BY CALIFORNIA PROCESSORS
FROM THE 2010 CROP BY TYPE, VARIETY, AND REPORTING DISTRICT WHERE GROWN, WITH COMPARISONS**

Type and Variety	11	12	13	14	15	16	17	2010 State Total	2009 State Total
	Tons								
WINE GRAPES (RED):									
Aglianico	0.0	46.1	2.2	0.0	0.0	8.6	0.0	179.2	180.0
Aleatico	0.0	0.0	0.0	0.0	0.0	1.0	0.0	17.5	9.1
Alicante Bouschet *	1,694.9	0.0	4,894.9	1,434.8	6.3	35.4	8.2	8,246.9	7,501.1
Alvarelhao	9.8	0.0	0.0	0.0	0.0	0.0	0.0	23.1	35.5
Arinarnoa	0.0	0.0	446.2	0.0	0.0	0.0	0.0	446.5	648.8
Barbera	1,010.9	1,059.1	49,535.5	348.8	0.0	47.0	7.7	54,238.6	61,148.4
Beclan	0.0	0.0	0.0	0.0	0.0	0.0	0.0	1.3	4.0
Blaufraenkisch *	0.0	0.0	0.0	0.0	0.0	0.0	0.0	31.9	30.3
Cabernet Franc	1,735.5	0.0	5.3	585.4	12.1	135.2	22.1	10,118.3	13,955.8
Cabernet Sauvignon	106,832.7	33,842.8	54,655.9	27,562.7	140.9	607.0	1,373.0	445,521.6	442,769.6
Carignane	1,345.3	486.2	8,481.9	1,729.4	0.0	2.0	0.0	13,817.5	15,469.6
Carmenere	0.0	0.0	0.0	0.0	0.0	0.3	0.0	27.8	20.0
Carmine	0.0	0.0	0.0	0.0	0.0	0.0	0.0	7.9	18.7
Carnelian	48.3	0.0	4,665.8	1,341.8	0.0	0.0	0.0	6,055.9	5,694.7
Centurian	0.0	0.0	1,076.6	0.0	0.0	0.0	0.0	1,076.6	1,306.3
Charbono	1.0	0.0	69.0	0.0	0.0	4.6	0.0	265.9	380.2
Ciliegiolo	0.0	10.4	0.0	0.0	0.0	0.0	0.0	10.4	6.3
Cinsaut *	187.9	1.2	0.1	67.3	0.0	26.9	10.9	503.2	524.1
Colorino	0.0	6.7	0.0	0.0	0.0	0.0	0.0	7.0	4.8
Corvina	0.0	0.0	0.0	0.0	0.0	0.0	0.0	0.0	0.5
Counoise	0.0	7.4	0.0	0.0	0.0	1.9	0.0	129.3	110.1
Dolcetto	18.5	0.0	2.4	0.0	0.0	0.4	0.0	331.1	398.9
Domfelder	0.0	561.9	0.0	0.0	0.0	0.0	0.0	586.9	832.2
Durif	0.0	0.0	0.0	0.0	0.0	0.0	0.0	10.7	16.4
Early Burgundy	2.0	0.0	0.0	0.0	0.0	0.0	0.0	5.9	5.9
Fer Servadou	0.0	5.5	0.0	0.0	0.0	0.0	0.0	5.5	4.5
Freisa	0.0	7.3	0.0	0.0	0.0	0.0	0.0	23.7	22.6
Gamay (Napa) *	0.0	0.0	918.5	0.0	0.0	1.3	157.8	2,118.6	2,094.7
Gamay Noir Au Jus Blanc	0.0	0.0	0.0	0.0	0.0	0.0	0.0	7.3	16.5
Graciano	33.0	0.0	0.0	0.0	0.0	0.0	1.0	79.4	82.9
Grand Noir	0.0	0.0	0.0	0.0	0.0	0.0	0.0	4.6	2.7
Grenache *	391.1	3,189.9	55,146.5	4,468.5	57.3	102.8	110.6	68,978.8	75,354.1
Grignolino	0.0	0.0	0.0	0.0	0.0	0.0	0.0	23.3	36.9
Lagrein	0.0	0.0	0.0	0.0	0.0	0.0	0.0	243.5	219.5
Malbec	2,859.8	72.2	1.7	0.0	7.4	38.4	8.2	8,083.7	8,395.8
Mataro *	62.5	314.7	0.7	0.0	11.9	57.3	0.0	2,475.5	2,630.7
Merlot	70,457.6	31,593.7	58,441.5	23,239.4	64.9	421.3	8,346.8	310,260.6	326,356.0
Meunier *	0.0	0.0	0.0	0.0	0.0	0.0	0.0	620.0	564.0
Mission	103.4	0.0	7,259.3	1,365.2	28.0	0.1	0.0	8,774.7	9,285.0
Montepulciano	7.5	177.8	0.0	101.9	0.0	19.1	0.0	393.9	705.3
Muscat Hamburg *	79.6	128.8	87.6	0.0	0.0	0.0	0.0	338.7	353.4
Nebbiolo	0.5	0.0	25.6	0.0	0.0	2.3	0.0	366.1	353.9
Negrette *	0.0	0.0	0.0	0.0	0.0	0.0	0.0	22.1	25.9
Negroamaro	0.0	5.3	0.0	0.0	0.0	0.0	0.0	96.7	41.8
Nero D'Avola *	0.0	113.1	0.0	0.0	0.0	0.0	0.0	152.3	259.4
Peloursin	0.0	0.0	0.0	0.0	0.0	0.0	0.0	3.1	3.6
Petit Verdot	3,282.2	2,535.5	0.0	5.6	9.7	42.7	208.0	12,671.7	13,407.6
Petite Sirah	19,754.3	6,830.1	355.3	0.0	11.2	111.3	3,184.8	51,415.7	54,967.0
Pfeffer Cabernet	0.0	0.0	0.0	0.0	0.0	0.0	0.0	16.6	17.1
Pinot Noir	13,183.9	14,053.4	5,852.3	8,644.4	72.6	25.9	6,850.8	147,416.1	156,703.5
Pinotage	22.3	0.0	0.0	0.0	0.0	6.2	0.0	103.3	82.4
Pommard	0.0	0.0	0.0	0.0	0.0	0.0	0.0	0.0	3.1
Primitivo	24.2	0.0	42.9	6.1	0.0	11.4	2.5	1,321.3	1,671.6
Refosco *	352.3	0.0	0.0	0.0	0.0	0.5	0.0	442.0	668.4
Royalty	0.0	0.0	139.1	503.6	0.0	0.0	0.0	642.7	280.7
Rubired *	345.8	6,944.3	161,135.7	51,175.6	0.0	1.8	0.0	220,332.3	171,109.7
Ruby Cabernet	569.6	2,910.9	58,675.6	21,267.2	0.0	0.0	0.0	83,428.8	76,199.8
Sagrantino	0.0	63.0	0.0	0.0	0.0	0.0	0.0	73.9	76.4
Salvador	0.0	0.0	0.0	1,280.7	0.0	2.4	0.0	1,283.1	1,231.9
Sangiovese *	1,596.4	0.0	541.8	1,427.7	26.0	191.1	0.0	7,702.0	8,051.9
Segalin	0.0	0.0	717.9	0.0	0.0	0.0	0.0	717.9	668.4
Souzao	255.8	5.2	238.8	0.0	0.0	0.0	0.0	587.6	557.4
St Laurent	0.0	0.0	0.0	0.0	0.0	0.0	0.0	0.3	0.0
Syrah *	20,277.4	11,763.2	40,895.7	5,527.2	94.2	339.8	1,005.7	127,123.5	133,002.7
Tannat	966.7	1,086.8	0.2	0.0	0.0	3.0	0.0	2,484.5	3,311.9
Tempranillo *	404.8	11.2	7,545.5	84.8	5.6	90.2	17.8	10,654.6	8,390.7
Teroldego	271.5	0.0	1.1	0.0	0.0	0.0	10.9	494.8	639.4
Tinta Barroca	0.0	0.0	0.0	0.0	0.0	0.0	0.0	4.1	4.0
Tinta Cao	4.2	0.0	488.8	0.0	0.0	4.3	0.0	560.4	466.0
Tinta Madeira	0.0	0.0	135.3	0.0	0.0	0.0	0.0	139.5	110.2
Touriga Francesca	4.9	0.0	0.0	0.0	0.0	0.0	0.0	11.0	21.1
Touriga Nacional *	1,467.7	46.9	503.3	0.0	0.0	17.4	0.0	2,220.7	1,646.7
Trousseau *	4.4	29.9	0.0	0.0	0.0	0.0	0.0	49.7	19.5
Zinfandel	148,515.5	23,773.6	119,845.3	46,788.8	404.7	173.6	3,394.3	393,810.0	446,941.7
Other Red 1/	247.2	462.1	13,949.0	22,143.0	0.0	2.7	0.0	37,325.1	19,989.8
Total Red	398,432.9	142,146.2	656,780.8	221,099.9	952.8	2,537.2	24,721.1	2,047,766.3	2,078,121.1
TOTAL WINE	606,266.7	269,851.9	1,151,414.9	410,354.5	1,056.2	3,498.6	97,790.5	3,582,899.4	3,703,031.0
TOTAL ALL VARIETIES	607,206.6	270,495.1	1,362,782.3	589,993.6	1,060.7	3,498.6	97,790.5	3,980,228.9	4,095,296.7

* Synonyms for variety names are shown on Page 5.

1/ Other categories include minor and mixed varieties.

TABLE 3: WEIGHTED AVERAGE DEGREES BRIX FOR ALL GRAPES CRUSHED BY CALIFORNIA PROCESSORS FROM THE 2010 CROP BY TYPE, VARIETY, AND REPORTING DISTRICT WHERE GROWN, WITH COMPARISONS

Type and Variety	1	2	3	4	5	6	7	8	9	10	11	12	13	14	15	16	17	2010 State Total	2009 State Total	
	Degrees Brix																			
RAISIN GRAPES:																				
Diamond Muscat	0.0	0.0	0.0	0.0	0.0	0.0	0.0	0.0	0.0	0.0	0.0	0.0	20.7	0.0	0.0	0.0	0.0	20.7	22.0	
Dovine	0.0	0.0	0.0	0.0	0.0	0.0	0.0	0.0	0.0	0.0	0.0	0.0	22.9	0.0	0.0	0.0	0.0	22.9	22.3	
Fiesta	0.0	0.0	0.0	0.0	0.0	0.0	0.0	0.0	0.0	0.0	0.0	0.0	22.2	22.4	0.0	0.0	0.0	22.2	22.3	
Selma Pete	0.0	0.0	0.0	0.0	0.0	0.0	0.0	0.0	0.0	0.0	0.0	0.0	25.0	0.0	0.0	0.0	0.0	25.0	30.2	
Thompson Seedless	0.0	0.0	0.0	0.0	0.0	0.0	0.0	25.2	0.0	21.4	0.0	21.8	20.9	21.7	0.0	0.0	0.0	21.2	21.2	
Total Raisin	0.0	0.0	0.0	0.0	0.0	0.0	0.0	25.2	0.0	21.4	0.0	21.8	21.1	21.7	0.0	0.0	0.0	21.3	21.3	
TABLE GRAPES:																				
Arra	0.0	0.0	0.0	0.0	0.0	0.0	0.0	0.0	0.0	0.0	0.0	0.0	0.0	22.1	0.0	0.0	0.0	22.1	21.3	
Autumn Royal	0.0	0.0	0.0	0.0	0.0	0.0	0.0	0.0	0.0	0.0	0.0	0.0	19.5	20.6	0.0	0.0	0.0	20.5	20.3	
Autumn Seedless	0.0	0.0	0.0	0.0	0.0	0.0	0.0	0.0	0.0	0.0	0.0	0.0	0.0	21.8	0.0	0.0	0.0	21.8	20.0	
Beauty Seedless *	0.0	0.0	0.0	0.0	0.0	0.0	0.0	0.0	0.0	0.0	0.0	0.0	0.0	26.3	0.0	0.0	0.0	26.3	22.5	
Blanc Seedless	0.0	0.0	0.0	0.0	0.0	0.0	0.0	0.0	0.0	0.0	0.0	0.0	0.0	20.9	0.0	0.0	0.0	20.9	20.1	
Calmeria	0.0	0.0	0.0	0.0	0.0	0.0	0.0	0.0	0.0	0.0	0.0	0.0	0.0	20.0	0.0	0.0	0.0	20.0	20.2	
Cardinal	0.0	0.0	0.0	0.0	0.0	0.0	0.0	0.0	0.0	0.0	0.0	0.0	0.0	20.6	0.0	0.0	0.0	20.6	0.0	
Christmas Rose	0.0	0.0	0.0	0.0	0.0	0.0	0.0	0.0	0.0	0.0	0.0	0.0	0.0	20.5	0.0	0.0	0.0	20.5	22.2	
Crimson Seedless *	0.0	0.0	0.0	0.0	0.0	0.0	0.0	0.0	0.0	0.0	0.0	0.0	19.3	20.9	0.0	0.0	0.0	20.9	21.3	
Dawn Seedless	0.0	0.0	0.0	0.0	0.0	0.0	0.0	0.0	0.0	0.0	0.0	0.0	0.0	24.0	0.0	0.0	0.0	24.0	27.0	
Early Sweet	0.0	0.0	0.0	0.0	0.0	0.0	0.0	0.0	0.0	0.0	0.0	0.0	0.0	0.0	0.0	0.0	0.0	0.0	22.0	
Emerald Seedless *	0.0	0.0	0.0	0.0	0.0	0.0	0.0	0.0	0.0	0.0	0.0	0.0	0.0	21.3	0.0	0.0	0.0	21.3	21.7	
Emperor	0.0	0.0	0.0	0.0	0.0	0.0	0.0	0.0	0.0	0.0	0.0	0.0	0.0	19.5	0.0	0.0	0.0	19.5	20.0	
Fantasy Seedless	0.0	0.0	0.0	0.0	0.0	0.0	0.0	0.0	0.0	0.0	0.0	0.0	0.0	23.3	0.0	0.0	0.0	23.3	21.5	
Flame Seedless *	0.0	0.0	0.0	0.0	0.0	0.0	0.0	0.0	0.0	0.0	0.0	0.0	21.2	22.4	0.0	0.0	0.0	22.3	22.6	
Flame Tokay	0.0	0.0	0.0	0.0	0.0	0.0	0.0	0.0	0.0	20.1	0.0	0.0	0.0	0.0	0.0	0.0	0.0	20.1	19.2	
Golden Globe	0.0	0.0	0.0	0.0	0.0	0.0	0.0	0.0	0.0	0.0	0.0	0.0	0.0	22.0	0.0	0.0	0.0	22.0	18.6	
Golden Muscat	0.0	0.0	0.0	0.0	0.0	0.0	0.0	0.0	0.0	24.4	0.0	0.0	0.0	0.0	0.0	0.0	0.0	24.4	0.0	
Grape King	0.0	0.0	0.0	0.0	0.0	0.0	0.0	0.0	0.0	0.0	0.0	0.0	0.0	16.8	0.0	0.0	0.0	16.8	0.0	
Italia *	0.0	0.0	0.0	0.0	0.0	0.0	0.0	0.0	0.0	0.0	0.0	0.0	0.0	22.2	0.0	0.0	0.0	22.2	21.8	
Jade Seedless	0.0	0.0	0.0	0.0	0.0	0.0	0.0	0.0	0.0	0.0	0.0	0.0	0.0	0.0	0.0	0.0	0.0	0.0	20.3	
Malaga *	0.0	0.0	0.0	0.0	0.0	0.0	0.0	0.0	0.0	0.0	0.0	0.0	19.0	20.4	0.0	0.0	0.0	19.3	19.2	
Marroo Seedless	0.0	0.0	0.0	0.0	0.0	0.0	0.0	0.0	0.0	0.0	0.0	0.0	0.0	0.0	0.0	0.0	0.0	0.0	19.9	
Perlette	0.0	0.0	0.0	0.0	0.0	0.0	0.0	0.0	0.0	0.0	0.0	0.0	0.0	0.0	0.0	0.0	0.0	0.0	22.6	
Princess *	0.0	0.0	0.0	0.0	0.0	0.0	22.8	0.0	0.0	0.0	0.0	0.0	0.0	21.9	0.0	0.0	0.0	21.9	21.3	
Red Globe *	0.0	0.0	0.0	0.0	0.0	0.0	0.0	0.0	0.0	0.0	0.0	0.0	20.4	20.4	0.0	0.0	0.0	20.4	21.1	
Ribier	0.0	0.0	0.0	0.0	0.0	0.0	0.0	0.0	0.0	0.0	0.0	0.0	20.5	17.5	0.0	0.0	0.0	18.8	19.6	
Rouge	0.0	0.0	0.0	0.0	0.0	0.0	0.0	0.0	0.0	0.0	0.0	0.0	0.0	19.8	0.0	0.0	0.0	19.8	0.0	
Ruby Seedless *	0.0	0.0	0.0	0.0	0.0	0.0	0.0	0.0	0.0	0.0	0.0	0.0	24.4	22.3	0.0	0.0	0.0	22.7	21.9	
Scarlet Royal	0.0	0.0	0.0	0.0	0.0	0.0	0.0	0.0	0.0	0.0	0.0	0.0	0.0	22.9	0.0	0.0	0.0	22.9	22.6	
Sugraone *	0.0	0.0	0.0	0.0	0.0	0.0	0.0	0.0	0.0	0.0	0.0	0.0	0.0	18.0	0.0	0.0	0.0	18.0	18.9	
Summer Muscat	0.0	0.0	0.0	0.0	0.0	0.0	0.0	0.0	0.0	0.0	0.0	0.0	22.6	0.0	0.0	0.0	0.0	22.6	22.6	
Summer Royal	0.0	0.0	0.0	0.0	0.0	0.0	0.0	0.0	0.0	0.0	0.0	0.0	0.0	22.4	0.0	0.0	0.0	22.4	0.0	
Sweet Scarlet	0.0	0.0	0.0	0.0	0.0	0.0	0.0	0.0	0.0	0.0	0.0	0.0	0.0	22.6	0.0	0.0	0.0	22.6	22.8	
White Concord	0.0	0.0	0.0	0.0	0.0	0.0	0.0	0.0	0.0	0.0	0.0	0.0	0.0	22.3	0.0	0.0	0.0	22.3	0.0	
Other Table 1/	0.0	0.0	0.0	0.0	0.0	0.0	25.3	0.0	0.0	0.0	0.0	0.0	22.0	21.5	24.0	0.0	0.0	21.8	21.6	
Total Table	0.0	0.0	0.0	0.0	0.0	0.0	25.3	22.8	0.0	0.0	20.1	0.0	21.9	21.2	24.0	0.0	0.0	21.3	21.4	
WINE GRAPES (WHITE):																				
Albarino	21.2	24.0	23.6	22.3	23.8	0.0	22.9	23.6	0.0	23.1	22.9	0.0	22.8	0.0	0.0	0.0	22.4	23.1	23.2	
Arneis	23.0	0.0	23.3	0.0	0.0	20.6	24.5	22.0	0.0	0.0	0.0	0.0	0.0	0.0	0.0	0.0	0.0	23.0	22.5	
Burger *	0.0	0.0	0.0	0.0	0.0	0.0	0.0	0.0	0.0	0.0	16.3	17.5	18.7	15.1	0.0	0.0	15.3	18.1	18.1	
Chardonnay *	22.9	23.6	23.5	23.6	23.5	23.3	23.1	23.5	24.3	23.9	23.5	23.3	22.6	23.5	23.7	22.7	23.3	23.3	23.6	
Chenin Blanc	22.5	0.0	22.3	23.5	21.3	0.0	23.3	21.2	23.7	23.0	24.0	21.0	19.2	18.0	0.0	22.8	20.6	19.7	20.7	
Cortese	21.0	0.0	21.5	0.0	0.0	0.0	0.0	0.0	0.0	0.0	0.0	0.0	0.0	0.0	0.0	23.8	0.0	21.9	21.7	
Emerald Riesling	0.0	0.0	0.0	0.0	0.0	0.0	0.0	0.0	0.0	0.0	0.0	0.0	0.0	21.5	0.0	0.0	0.0	21.5	24.6	
Flora	21.5	0.0	0.0	22.8	0.0	0.0	0.0	0.0	0.0	23.2	0.0	0.0	0.0	0.0	0.0	0.0	0.0	22.7	21.1	
Folle Blanche	0.0	0.0	19.9	0.0	0.0	0.0	0.0	0.0	0.0	0.0	0.0	0.0	0.0	0.0	0.0	0.0	0.0	19.9	23.6	
French Colombard	18.8	0.0	19.4	21.0	22.3	19.7	0.0	0.0	22.0	0.0	21.9	21.0	19.9	20.1	0.0	0.0	0.0	20.0	20.7	
Gewurztraminer	23.5	24.4	23.5	22.5	21.6	23.0	24.1	22.7	22.3	24.1	23.6	23.3	0.0	0.0	0.0	23.4	24.5	23.8	23.5	
Gray Riesling *	0.0	0.0	22.6	0.0	0.0	0.0	0.0	0.0	0.0	0.0	22.0	0.0	0.0	0.0	0.0	0.0	0.0	22.1	24.6	
Grenache Blanc	24.9	24.0	24.3	23.8	0.0	0.0	25.0	23.2	22.9	23.4	22.3	0.0	0.0	0.0	0.0	0.0	0.0	23.4	23.7	
Gruner Veltliner	0.0	0.0	24.2	23.6	0.0	0.0	23.3	25.6	0.0	0.0	0.0	0.0	0.0	0.0	0.0	0.0	22.9	23.5	22.5	
Kerner	0.0	0.0	0.0	0.0	0.0	0.0	0.0	0.0	0.0	0.0	38.9	0.0	0.0	0.0	0.0	0.0	0.0	38.9	27.7	
Malvasia Bianca	0.0	0.0	20.6	23.9	27.0	24.2	24.1	22.4	25.0	22.0	21.1	20.6	23.8	0.0	0.0	23.9	0.0	21.7	20.9	
Marsanne	22.8	23.7	24.9	24.6	0.0	23.2	25.8	23.5	23.0	24.2	22.1	0.0	24.3	0.0	0.0	23.2	22.0	23.7	24.0	
Melon	0.0	0.0	22.5	0.0	0.0	0.0	0.0	0.0	0.0	0.0	0.0	0.0	0.0	0.0	0.0	0.0	0.0	22.5	23.6	
Moscato Gaillo *	0.0	0.0	0.0	0.0	0.0	0.0	0.0	21.6	30.7	22.6	23.5	0.0	0.0	0.0	0.0	0.0	0.0	23.6	23.2	
Muscat Blanc *	24.6	22.6	24.0	26.1	22.4	23.8	22.9	23.7	0.0	23.9	21.7	21.9	22.0	24.6	25.0	23.6	23.2	22.6	23.7	
Muscat Orange	24.6	24.0	0.0	24.0	0.0	28.1	24.4	23.9	0.0	24.8	23.7	23.3	22.9	0.0	23.1	22.5	23.0	23.5	23.3	
Muscat of Alexandria	0.0	0.0	24.5	0.0	0.0	0.0	0.0	0.0	24.0	0.0	22.8	20.3	21.6	21.7	0.0	22.5	0.0	21.7	23.2	
Palomino *	0.0	0.0	22.3	0.0	0.0	24.8	0.0	0.0	0.0	0.0	0.0	0.0	19.9	0.0	23.7	23.5	0.0	20.0	20.4	
Picpoul Blanc	0.0	0.0	23.0	0.0	0.0	0.0	0.0	23.3	0.0	17.4	0.0	0.0	0.0	0.0	0.0	0.0	0.0	21.9	0.0	
Pinot Blanc	23.2	25.0	23.0	22.6	24.1															

TABLE 3: WEIGHTED AVERAGE DEGREES BRIX FOR ALL GRAPES CRUSHED BY CALIFORNIA PROCESSORS FROM THE 2010 CROP BY TYPE, VARIETY, AND REPORTING DISTRICT WHERE GROWN, WITH COMPARISONS

Type and Variety	1	2	3	4	5	6	7	8	9	10	11	12	13	14	15	16	17	2010 State Total	2009 State Total
	Degrees Brix																		
WINE GRAPES (RED):																			
Aglianico	25.3	0.0	23.0	22.3	0.0	0.0	0.0	23.1	24.0	24.9	0.0	25.1	21.6	0.0	0.0	23.9	0.0	24.0	24.3
Aleatico	0.0	0.0	24.4	0.0	0.0	0.0	24.7	0.0	0.0	0.0	0.0	0.0	0.0	0.0	0.0	27.2	0.0	24.6	25.0
Alicante Bouschet *	21.0	0.0	22.9	0.0	0.0	23.3	23.0	24.3	0.0	23.3	23.4	0.0	21.3	22.8	21.0	23.7	23.5	22.1	22.5
Alvarelhao	0.0	0.0	24.0	0.0	0.0	0.0	0.0	24.7	0.0	24.3	25.5	0.0	0.0	0.0	0.0	0.0	0.0	24.9	26.1
Arinarnoa	0.0	0.0	0.0	0.0	0.0	0.0	0.0	26.0	0.0	0.0	0.0	0.0	27.9	0.0	0.0	0.0	0.0	27.9	22.2
Barbera	25.0	26.4	25.2	25.8	26.6	27.1	26.8	24.7	25.9	25.8	25.6	22.1	22.5	21.7	0.0	24.2	26.1	22.7	23.7
Beclan	0.0	0.0	0.0	0.0	0.0	0.0	0.0	0.0	0.0	24.0	0.0	0.0	0.0	0.0	0.0	0.0	0.0	24.0	25.0
Blaufraenkisch *	0.0	0.0	23.5	23.5	0.0	0.0	0.0	24.0	24.3	0.0	0.0	0.0	0.0	0.0	0.0	0.0	0.0	24.0	24.2
Cabernet Franc	22.7	25.6	24.1	25.0	23.7	25.1	24.9	24.0	25.6	25.0	25.8	0.0	23.1	23.3	24.4	24.3	26.8	24.7	24.9
Cabernet Sauvignon	23.3	24.8	23.6	24.5	25.6	23.5	24.2	24.3	23.9	25.2	24.3	23.6	24.1	23.6	25.9	24.2	25.1	24.1	24.6
Carignane	22.0	27.7	24.2	23.3	25.0	24.7	21.8	23.9	25.5	24.0	23.5	24.0	21.6	22.2	0.0	22.0	0.0	22.1	22.9
Carmenere	19.3	0.0	22.7	23.8	0.0	22.0	0.0	28.2	0.0	24.0	0.0	0.0	0.0	0.0	0.0	23.0	0.0	23.8	24.1
Carmine	0.0	0.0	0.0	0.0	0.0	0.0	0.0	0.0	22.5	0.0	0.0	0.0	0.0	0.0	0.0	0.0	0.0	22.5	23.8
Carnelian	0.0	0.0	0.0	0.0	0.0	0.0	0.0	0.0	0.0	0.0	19.7	0.0	23.2	23.3	0.0	0.0	0.0	23.2	24.6
Centurian	0.0	0.0	0.0	0.0	0.0	0.0	0.0	0.0	0.0	0.0	0.0	0.0	24.0	0.0	0.0	0.0	0.0	24.0	24.6
Charbono	21.8	0.0	0.0	24.2	23.0	23.1	0.0	25.3	0.0	22.3	21.0	0.0	23.3	0.0	0.0	23.0	0.0	23.9	23.9
Ciliegiolo	0.0	0.0	0.0	0.0	0.0	0.0	0.0	0.0	0.0	0.0	0.0	25.6	0.0	0.0	0.0	0.0	0.0	25.6	26.0
Cinsaut *	0.0	0.0	24.7	24.0	0.0	24.1	25.4	22.4	22.0	24.7	23.0	23.0	20.0	24.1	0.0	23.4	24.1	23.4	24.3
Colorino	0.0	0.0	0.0	0.0	0.0	0.0	0.0	22.0	0.0	0.0	0.0	0.0	25.2	0.0	0.0	0.0	0.0	25.1	24.8
Corvina	0.0	0.0	0.0	0.0	0.0	0.0	0.0	0.0	0.0	0.0	0.0	0.0	0.0	0.0	0.0	0.0	0.0	0.0	21.5
Counoise	0.0	27.6	22.7	22.6	0.0	22.5	0.0	23.5	22.0	26.4	0.0	25.6	0.0	0.0	0.0	24.4	0.0	23.8	23.8
Dolcetto	24.4	0.0	21.5	25.7	24.5	22.1	23.0	23.2	23.0	24.0	22.0	0.0	24.2	0.0	0.0	23.6	0.0	23.3	24.0
Dornfelder	0.0	0.0	21.8	0.0	0.0	0.0	23.6	22.6	0.0	0.0	0.0	21.6	0.0	0.0	0.0	0.0	0.0	21.6	21.1
Durif	0.0	0.0	0.0	0.0	0.0	0.0	0.0	0.0	24.8	0.0	0.0	0.0	0.0	0.0	0.0	0.0	0.0	24.8	25.3
Early Burgundy	0.0	0.0	0.0	23.8	0.0	0.0	0.0	0.0	0.0	0.0	23.8	0.0	0.0	0.0	0.0	0.0	0.0	23.8	26.1
Fer Servadou	0.0	0.0	0.0	0.0	0.0	0.0	0.0	0.0	0.0	0.0	0.0	23.4	0.0	0.0	0.0	0.0	0.0	23.4	22.3
Freisa	0.0	0.0	21.5	0.0	0.0	0.0	23.2	0.0	24.8	0.0	24.3	0.0	0.0	0.0	0.0	0.0	0.0	24.0	23.4
Gamay (Napa) *	20.0	0.0	20.0	21.7	22.0	23.5	20.4	21.0	22.9	0.0	0.0	0.0	20.0	0.0	0.0	26.0	18.2	20.4	21.3
Gamay Noir Au Jus Blanc	0.0	0.0	0.0	0.0	0.0	0.0	0.0	0.0	0.0	22.1	0.0	0.0	0.0	0.0	0.0	0.0	0.0	22.1	21.7
Graciano	0.0	0.0	27.3	24.0	0.0	22.1	24.2	24.3	23.7	24.9	26.3	0.0	0.0	0.0	0.0	23.0	0.0	25.1	25.4
Grand Noir	0.0	0.0	0.0	0.0	0.0	20.0	0.0	22.6	0.0	0.0	0.0	0.0	0.0	0.0	0.0	0.0	0.0	21.7	24.5
Grenache *	24.9	27.0	24.9	25.3	23.8	24.9	23.5	24.9	24.7	25.1	24.6	23.7	21.3	23.8	24.1	23.0	24.5	21.9	21.9
Grignolino	0.0	0.0	0.0	25.0	0.0	24.0	0.0	0.0	0.0	0.0	0.0	0.0	0.0	0.0	0.0	0.0	0.0	24.6	24.3
Lagrein	0.0	0.0	25.0	0.0	0.0	0.0	23.6	24.0	0.0	0.0	0.0	0.0	0.0	0.0	0.0	0.0	0.0	23.6	25.8
Malbec	24.1	25.6	24.4	24.8	24.7	23.6	24.0	23.9	22.9	24.4	24.0	23.7	25.8	0.0	23.7	24.0	25.0	24.1	24.3
Mataro *	23.2	24.1	24.0	25.2	21.7	24.8	25.4	24.2	24.1	25.2	23.0	23.2	25.4	0.0	25.5	23.5	0.0	24.3	24.5
Merlot	24.0	24.0	24.8	24.9	24.6	23.9	24.8	24.5	24.1	25.0	24.3	23.5	24.4	24.5	24.5	22.5	24.0	24.4	24.6
Meunier *	22.5	0.0	23.9	21.3	0.0	0.0	29.9	0.0	0.0	0.0	0.0	0.0	0.0	0.0	0.0	0.0	0.0	23.1	21.3
Mission	0.0	0.0	25.0	0.0	0.0	25.0	0.0	21.0	0.0	25.5	22.5	0.0	22.8	22.3	24.3	25.0	0.0	22.7	22.4
Montepulciano	24.0	25.5	21.4	22.0	22.1	20.2	0.0	23.4	0.0	23.8	23.5	24.0	0.0	23.9	0.0	24.8	0.0	23.7	24.0
Muscat Hamburg *	0.0	0.0	24.6	26.1	24.0	23.0	20.1	0.0	25.9	23.1	24.1	25.0	0.0	0.0	0.0	0.0	0.0	24.2	24.9
Nebbiolo	22.9	23.3	22.7	23.0	0.0	24.0	0.0	23.3	23.0	22.4	24.0	0.0	20.1	0.0	0.0	21.0	0.0	22.8	23.4
Negrette *	0.0	0.0	0.0	0.0	0.0	26.4	24.5	0.0	0.0	0.0	0.0	0.0	0.0	0.0	0.0	0.0	0.0	24.5	25.7
Negroamaro	23.0	0.0	0.0	0.0	0.0	0.0	0.0	24.6	26.0	0.0	0.0	26.5	0.0	0.0	0.0	0.0	0.0	24.4	24.4
Nero D'Avola *	24.9	0.0	0.0	23.0	0.0	0.0	0.0	0.0	0.0	0.0	0.0	23.1	0.0	0.0	0.0	0.0	0.0	23.5	23.2
Peloursin	0.0	0.0	24.0	24.3	0.0	0.0	0.0	0.0	0.0	0.0	0.0	0.0	0.0	0.0	0.0	0.0	0.0	24.1	24.8
Petit Verdot	23.7	24.7	24.7	25.5	26.7	23.4	24.3	24.2	25.7	24.4	24.8	24.3	0.0	24.0	24.1	23.5	24.0	24.6	24.7
Petite Sirah	22.8	23.9	24.5	25.4	26.4	23.5	24.2	24.7	26.8	24.0	24.7	25.3	22.0	0.0	26.5	24.1	25.1	24.7	25.1
Pfeffer Cabernet	0.0	0.0	0.0	0.0	0.0	0.0	24.4	28.1	0.0	0.0	0.0	0.0	0.0	0.0	0.0	0.0	0.0	24.8	25.1
Pinot Noir	23.7	27.0	24.5	23.8	24.5	24.7	25.5	25.8	24.7	24.5	24.5	25.3	25.8	25.1	23.3	21.9	24.4	25.0	24.5
Pinotage	24.9	0.0	25.5	24.4	0.0	0.0	0.0	0.0	0.0	26.7	26.4	0.0	0.0	0.0	0.0	24.6	0.0	25.6	25.1
Pommard	0.0	0.0	0.0	0.0	0.0	0.0	0.0	0.0	0.0	0.0	0.0	0.0	0.0	0.0	0.0	0.0	0.0	0.0	25.1
Primitivo	26.3	25.7	26.3	25.8	0.0	24.3	26.7	24.9	24.5	25.7	24.0	0.0	24.5	24.6	0.0	25.8	25.6	25.0	25.6
Refosco *	0.0	0.0	0.0	24.0	0.0	19.9	0.0	23.3	0.0	24.0	23.2	0.0	0.0	0.0	19.5	0.0	0.0	23.2	22.4
Royalty	0.0	0.0	0.0	0.0	0.0	0.0	0.0	0.0	0.0	0.0	0.0	0.0	23.9	22.1	0.0	0.0	0.0	22.5	23.6
Rubired *	0.0	0.0	0.0	24.3	0.0	0.0	0.0	0.0	24.2	0.0	22.4	22.9	23.0	23.2	0.0	24.8	0.0	23.1	24.0
Ruby Cabernet	0.0	0.0	0.0	0.0	0.0	24.0	27.1	0.0	27.6	0.0	23.4	24.0	23.1	24.2	0.0	0.0	0.0	23.4	23.9
Sagrantino	0.0	0.0	23.1	25.4	0.0	0.0	0.0	26.0	0.0	24.5	0.0	0.0	24.4	0.0	0.0	0.0	0.0	24.6	24.6
Salvador	0.0	0.0	0.0	0.0	0.0	0.0	0.0	0.0	0.0	0.0	0.0	0.0	0.0	22.9	0.0	23.5	0.0	22.9	24.8
Sangiovese *	23.3	24.2	24.8	25.4	23.5	24.6	24.2	24.3	24.1	25.1	23.3	0.0	23.0	21.9	24.2	23.9	0.0	23.7	24.0
Segalin	0.0	0.0	0.0	0.0	0.0	0.0	0.0	0.0	0.0	0.0	0.0	0.0	25.2	0.0	0.0	0.0	0.0	25.2	24.6
Souzao	21.5	21.3	23.9	0.0	0.0	21.6	23.1	24.2	0.0	24.1	25.4	24.2	17.7	0.0	0.0	0.0	0.0	21.9	24.1
St Laurent	0.0	0.0	0.0	24.6	0.0	0.0	0.0	0.0	0.0	0.0	0.0	0.0	0.0	0.0	0.0	0.0	0.0	24.6	0.0
Syrah *	23.9	24.4	24.2	24.9	26.5	25.1	24.4	24.6	25.7	25.3	25.2	24.7	24.1	24.3	24.8	24.2	25.4	24.5	25.2
Tannat	22.0	0.0	25.2	27.3	23.7	0.0	26.1	24.6	25.0	25.2	26.4	27.0	23.6	0.0	0.0	26.0	0.0	26.5	25.3
Tempranillo *	23.5	24.6	23.6	24.6	24.3	23.8	24.8	25.0	24.5	24.6	24.1	25.9	23.5	25.1	22.3	24.1	26.2	23.9	23.5
Teroldego	0.0	0.0	0.0	0.0	0.0	23.5	21.3	23.0	25.1	24.3	24.7	0.0	26.1	0.0	0.0	0.0	25.4	23.9	24.8

**TABLE 4: TONS OF GRAPES PURCHASED
FOR WINE, CONCENTRATE, JUICE, VINEGAR, AND BEVERAGE BRANDY BY CALIFORNIA PROCESSORS
FROM THE 2010 CROP BY TYPE, VARIETY, AND REPORTING DISTRICT WHERE GROWN, WITH COMPARISONS**

Type and Variety	1	2	3	4	5	6	7	8	9	10
	Tons									
RAISIN GRAPES:										
Diamond Muscat	0.0	0.0	0.0	0.0	0.0	0.0	0.0	0.0	0.0	0.0
Dovine	0.0	0.0	0.0	0.0	0.0	0.0	0.0	0.0	0.0	0.0
Fiesta	0.0	0.0	0.0	0.0	0.0	0.0	0.0	0.0	0.0	0.0
Selma Pete	0.0	0.0	0.0	0.0	0.0	0.0	0.0	0.0	0.0	0.0
Thompson Seedless	0.0	0.0	0.0	0.0	0.0	0.0	0.0	1,252.0	0.0	3,463.3
Total Raisin	0.0	0.0	0.0	0.0	0.0	0.0	0.0	1,252.0	0.0	3,463.3
TABLE GRAPES:										
Autumn Royal	0.0	0.0	0.0	0.0	0.0	0.0	0.0	0.0	0.0	0.0
Autumn Seedless	0.0	0.0	0.0	0.0	0.0	0.0	0.0	0.0	0.0	0.0
Blanc Seedless	0.0	0.0	0.0	0.0	0.0	0.0	0.0	0.0	0.0	0.0
Calmeria	0.0	0.0	0.0	0.0	0.0	0.0	0.0	0.0	0.0	0.0
Christmas Rose	0.0	0.0	0.0	0.0	0.0	0.0	0.0	0.0	0.0	0.0
Crimson Seedless *	0.0	0.0	0.0	0.0	0.0	0.0	0.0	0.0	0.0	0.0
Emerald Seedless *	0.0	0.0	0.0	0.0	0.0	0.0	0.0	0.0	0.0	0.0
Emperor	0.0	0.0	0.0	0.0	0.0	0.0	0.0	0.0	0.0	0.0
Flame Seedless *	0.0	0.0	0.0	0.0	0.0	0.0	0.0	0.0	0.0	0.0
Flame Tokay	0.0	0.0	0.0	0.0	0.0	0.0	0.0	0.0	0.0	0.0
Italia *	0.0	0.0	0.0	0.0	0.0	0.0	0.0	0.0	0.0	0.0
Malaga *	0.0	0.0	0.0	0.0	0.0	0.0	0.0	0.0	0.0	0.0
Marroo Seedless	0.0	0.0	0.0	0.0	0.0	0.0	0.0	0.0	0.0	0.0
Princess *	0.0	0.0	0.0	0.0	0.0	0.0	0.0	4.9	0.0	0.0
Red Globe *	0.0	0.0	0.0	0.0	0.0	0.0	0.0	0.0	0.0	0.0
Ribier	0.0	0.0	0.0	0.0	0.0	0.0	0.0	0.0	0.0	0.0
Rouge	0.0	0.0	0.0	0.0	0.0	0.0	0.0	0.0	0.0	0.0
Ruby Seedless *	0.0	0.0	0.0	0.0	0.0	0.0	0.0	0.0	0.0	0.0
Scarlet Royal	0.0	0.0	0.0	0.0	0.0	0.0	0.0	0.0	0.0	0.0
Summer Muscat	0.0	0.0	0.0	0.0	0.0	0.0	0.0	0.0	0.0	0.0
Summer Royal	0.0	0.0	0.0	0.0	0.0	0.0	0.0	0.0	0.0	0.0
Other Table 1/	0.0	0.0	0.0	0.0	0.0	0.0	0.0	0.0	0.0	0.0
Total Table	0.0	0.0	0.0	0.0	0.0	0.0	0.0	4.9	0.0	0.0
WINE GRAPES (WHITE):										
Albarino	3.5	0.0	5.6	9.9	0.0	0.0	129.7	62.2	0.0	11.8
Arneis	8.2	0.0	41.5	0.0	0.0	1.4	10.1	26.6	0.0	0.0
Burger *	0.0	0.0	0.0	0.0	0.0	0.0	0.0	0.0	0.0	0.0
Chardonnay *	14,928.6	487.0	44,074.4	15,082.5	4,005.6	5,442.4	61,598.1	25,302.4	11,515.8	364.8
Chenin Blanc	108.5	0.0	14.0	94.5	1,197.6	0.0	222.0	1,706.1	300.0	8.8
Cortese	8.5	0.0	0.0	0.0	0.0	0.0	0.0	0.0	0.0	0.0
Emerald Riesling	0.0	0.0	0.0	0.0	0.0	0.0	0.0	0.0	0.0	0.0
Flora	0.0	0.0	0.0	50.7	0.0	0.0	0.0	0.0	0.0	0.0
French Colombard	124.5	0.0	90.0	0.0	39.2	0.0	0.0	0.0	118.8	0.0
Gewurztraminer	469.1	61.1	121.3	12.2	0.0	5.6	3,559.0	569.3	27.9	0.0
Gray Riesling *	0.0	0.0	5.9	0.0	0.0	0.0	0.0	0.0	0.0	0.0
Grenache Blanc	2.2	0.9	4.4	13.8	0.0	0.0	22.1	197.2	4.5	10.4
Gruener Veltliner	0.0	0.0	0.4	4.4	0.0	0.0	273.2	3.9	0.0	0.0
Malvasia Bianca	0.0	0.0	43.1	4.3	0.0	40.3	310.2	162.5	2.5	2.1
Marsanne	3.2	0.0	24.4	22.2	0.0	6.4	102.3	58.7	3.4	18.9
Melon	0.0	0.0	14.8	0.0	0.0	0.0	0.0	0.0	0.0	0.0
Moscato Gaillo *	0.0	0.0	0.0	0.0	0.0	0.0	0.0	3.8	0.0	4.0
Muscat Blanc *	128.8	206.7	30.8	49.9	40.2	5.4	387.1	892.7	0.0	62.8
Muscat Orange	16.6	9.0	0.0	0.0	0.0	1.8	65.4	56.7	0.0	21.9
Muscat of Alexandria	0.0	0.0	1.5	0.0	0.0	0.0	0.0	0.0	3,083.0	0.0
Palomino *	0.0	0.0	1.3	0.0	0.0	18.0	0.0	0.0	0.0	0.0
Picpoul Blanc	0.0	0.0	1.4	0.0	0.0	0.0	0.0	1.3	0.0	0.0
Pinot Blanc	71.3	4.8	168.9	40.7	0.0	13.2	126.5	105.6	0.0	0.0
Pinot Gris *	335.9	20.4	1,024.0	511.7	2,489.7	1,017.7	5,490.1	2,498.6	911.6	59.1
Ribolla Gialla *	0.0	0.0	0.0	3.9	0.0	0.0	0.0	0.0	0.0	0.0
Roussanne	11.8	0.0	34.5	2.8	0.0	1.8	74.5	177.4	2.6	42.3
Sauvignon Blanc	2,427.7	5,816.1	7,727.7	5,734.7	734.7	643.2	4,799.1	4,521.4	234.6	495.9
Sauvignon Musque	96.9	49.2	75.8	152.0	8.0	14.1	25.5	23.6	0.0	0.0
Sauvignon Vert *	0.0	0.0	3.1	4.9	0.0	0.0	0.0	0.0	0.0	0.0
Scheurebe	0.0	0.0	0.0	0.0	0.0	0.0	0.0	0.0	0.0	0.0
Semillon	28.5	42.6	186.7	342.8	0.0	19.6	20.9	21.3	3.4	10.1
St. Emilion *	0.0	0.0	0.0	0.0	0.0	0.0	0.0	1.2	0.0	0.0
Symphony	0.0	0.0	0.0	0.0	92.5	0.0	0.0	0.0	161.9	52.3
Tocai Friulano	10.6	0.0	27.3	1.5	0.0	0.0	43.6	28.7	0.0	0.0
Torrontes	0.0	0.0	0.0	0.0	0.0	0.0	0.0	0.0	0.0	0.0
Triplet Blanc	0.0	0.0	0.0	0.0	0.0	0.0	0.0	0.0	0.0	0.0
Verdelho	0.0	0.0	0.0	0.0	4.0	0.0	0.0	40.9	0.0	26.5
Vermantino *	0.0	1.4	25.6	3.4	0.0	0.0	2.5	45.1	0.0	6.9
Vernaccia	0.0	0.0	33.3	0.0	0.0	0.0	0.0	0.0	0.0	0.0
Viognier	337.1	66.5	299.5	110.4	181.1	63.2	159.4	1,073.2	198.3	140.1
White Riesling *	115.2	242.4	111.8	93.0	81.5	2.4	8,522.6	1,142.1	0.0	0.0
Other White 1/	0.2	8.1	24.2	10.2	0.0	10.8	2.4	5.9	2.3	0.0
Total White	19,236.9	7,016.2	54,217.2	22,356.4	8,874.1	7,307.3	85,946.3	38,728.4	16,570.6	1,338.7

**TABLE 4: TONS OF GRAPES PURCHASED
FOR WINE, CONCENTRATE, JUICE, VINEGAR, AND BEVERAGE BRANDY BY CALIFORNIA PROCESSORS
FROM THE 2010 CROP BY TYPE, VARIETY, AND REPORTING DISTRICT WHERE GROWN, WITH COMPARISONS**

Type and Variety	11	12	13	14	15	16	17	2010 State Total	2009 State Total	
	Tons									
RAISIN GRAPES:										
Diamond Muscat	0.0	0.0	166.4	0.0	0.0	0.0	0.0	166.4	5.1	
Dovine	0.0	0.0	198.5	0.0	0.0	0.0	0.0	198.5	194.4	
Fiesta	0.0	0.0	31,558.5	63.0	0.0	0.0	0.0	31,621.5	37,912.8	
Selma Pete	0.0	0.0	57.2	0.0	0.0	0.0	0.0	57.2	25.1	
Thompson Seedless	0.0	641.3	150,071.0	17,462.3	0.0	0.0	0.0	172,889.9	202,925.9	
Total Raisin	0.0	641.3	182,051.6	17,525.3	0.0	0.0	0.0	204,933.5	241,063.3	
TABLE GRAPES:										
Autumn Royal	0.0	0.0	90.7	1,227.3	0.0	0.0	0.0	1,318.0	241.4	
Autumn Seedless	0.0	0.0	0.0	0.0	0.0	0.0	0.0	0.0	42.6	
Blanc Seedless	0.0	0.0	0.0	19.0	0.0	0.0	0.0	19.0	0.0	
Calmeria	0.0	0.0	0.0	23.4	0.0	0.0	0.0	23.4	17.1	
Christmas Rose	0.0	0.0	0.0	0.0	0.0	0.0	0.0	0.0	25.9	
Crimson Seedless *	0.0	0.0	84.2	6,537.1	0.0	0.0	0.0	6,621.3	2,830.2	
Emerald Seedless *	0.0	0.0	0.0	1,519.8	0.0	0.0	0.0	1,519.8	328.4	
Emperor	0.0	0.0	0.0	14.4	0.0	0.0	0.0	14.4	0.0	
Flame Seedless *	0.0	0.0	472.1	3,789.9	0.0	0.0	0.0	4,262.0	1,512.4	
Flame Tokay	936.8	0.0	0.0	0.0	0.0	0.0	0.0	936.8	1,108.3	
Italia *	0.0	0.0	0.0	46.1	0.0	0.0	0.0	46.1	49.6	
Malaga *	0.0	0.0	419.1	0.0	0.0	0.0	0.0	419.1	243.0	
Marroo Seedless	0.0	0.0	0.0	0.0	0.0	0.0	0.0	0.0	522.4	
Princess *	0.0	0.0	0.0	914.7	0.0	0.0	0.0	919.6	519.8	
Red Globe *	0.0	0.0	505.5	5,535.1	0.0	0.0	0.0	6,040.6	2,851.4	
Ribier	0.0	0.0	0.0	0.0	0.0	0.0	0.0	0.0	11.3	
Rouge	0.0	0.0	0.0	583.7	0.0	0.0	0.0	583.7	0.0	
Ruby Seedless *	0.0	0.0	1,003.0	928.6	0.0	0.0	0.0	1,931.6	2,155.2	
Scarlet Royal	0.0	0.0	0.0	25.7	0.0	0.0	0.0	25.7	0.0	
Summer Muscat	0.0	0.0	6.2	0.0	0.0	0.0	0.0	6.2	5.1	
Summer Royal	0.0	0.0	0.0	482.8	0.0	0.0	0.0	482.8	0.0	
Other Table 1/	0.0	0.0	17,894.3	7,938.7	4.5	0.0	0.0	25,837.5	31,183.1	
Total Table	936.8	0.0	20,475.1	29,586.3	4.5	0.0	0.0	51,007.6	43,647.2	
WINE GRAPES (WHITE):										
Albarino	16.5	0.0	2.3	0.0	0.0	0.0	132.1	373.6	24.9	
Arneis	0.0	0.0	0.0	0.0	0.0	0.0	0.0	87.8	112.1	
Burger *	2,799.0	2,186.5	25,114.4	1,757.8	0.0	0.0	0.0	31,857.7	34,065.3	
Chardonnay *	123,578.5	35,160.2	71,888.9	45,413.4	7.7	110.1	31,478.9	490,439.3	536,192.1	
Chenin Blanc	2,267.9	1,675.9	41,327.9	5,725.1	0.0	0.0	7,571.0	62,219.3	62,339.3	
Cortese	0.0	0.0	0.0	0.0	0.0	0.0	0.0	8.5	9.6	
Emerald Riesling	0.0	0.0	0.0	707.6	0.0	0.0	0.0	707.6	687.8	
Flora	0.0	0.0	0.0	0.0	0.0	0.0	0.0	50.7	49.6	
French Colombard	3,049.6	10,943.2	252,378.5	54,348.8	0.0	0.0	0.0	321,092.6	321,161.7	
Gewurztraminer	111.8	1,654.9	0.0	0.0	0.0	0.0	461.8	7,054.0	8,058.3	
Gray Riesling *	37.5	0.0	0.0	0.0	0.0	0.0	0.0	43.4	0.0	
Grenache Blanc	26.3	0.0	0.0	0.0	0.0	0.0	0.0	281.8	341.8	
Gruener Veltliner	0.0	0.0	0.0	0.0	0.0	0.0	62.0	343.9	152.4	
Malvasia Bianca	1,245.7	1,275.6	1,231.7	0.0	0.0	0.5	0.0	4,318.5	6,455.0	
Marsanne	120.1	0.0	1.0	0.0	0.0	0.0	34.2	394.8	386.5	
Melon	0.0	0.0	0.0	0.0	0.0	0.0	0.0	14.8	12.6	
Moscato Gaillo *	29.1	0.0	0.0	0.0	0.0	0.0	0.0	36.9	91.7	
Muscat Blanc *	334.9	78.6	7,423.0	326.2	2.3	68.0	263.6	10,301.0	8,782.8	
Muscat Orange	506.5	757.0	437.3	0.0	0.0	0.0	43.4	1,915.6	1,860.1	
Muscat of Alexandria	415.8	194.0	32,865.9	32,647.5	0.0	0.0	0.0	69,207.7	58,038.2	
Palomino *	0.0	0.0	1,434.4	0.0	17.0	5.5	0.0	1,476.2	1,535.6	
Picpoul Blanc	0.0	0.0	0.0	0.0	0.0	0.0	0.0	2.7	0.0	
Pinot Blanc	0.0	0.0	0.0	0.0	0.0	0.0	0.0	531.0	788.5	
Pinot Gris *	37,147.2	20,621.5	17,427.9	36,715.0	0.0	41.1	8,354.4	134,665.9	129,135.4	
Ribolla Gialla *	0.0	0.0	0.0	0.0	0.0	0.0	0.0	3.9	3.7	
Roussanne	47.4	0.0	1.6	0.0	0.0	10.8	0.0	407.5	427.8	
Sauvignon Blanc	18,200.7	4,497.3	4,124.3	5,369.8	0.0	52.9	10,903.7	76,283.8	91,586.8	
Sauvignon Musque	0.0	0.0	0.0	0.0	0.0	0.0	0.0	445.1	465.6	
Sauvignon Vert *	0.0	0.0	0.0	0.0	0.0	0.0	0.0	8.0	1.4	
Scheurebe	0.0	0.0	0.0	0.0	0.0	0.0	0.0	0.0	1.0	
Semillon	1,760.6	1.6	1,618.5	0.0	0.0	0.0	1,364.1	5,420.7	5,814.4	
St. Emilion *	0.5	0.0	0.0	0.0	0.0	0.0	0.0	1.7	3.8	
Symphony	2,122.8	163.9	2,587.5	1,482.0	0.0	0.0	832.6	7,495.5	8,350.1	
Tocai Friulano	0.0	0.0	0.2	0.0	0.0	0.0	0.0	111.9	139.0	
Torrontes	17.2	0.0	0.0	0.0	0.0	0.0	0.0	17.2	19.1	
Triplett Blanc	0.0	1,096.0	26,974.8	1,661.4	0.0	0.0	0.0	29,732.2	25,308.3	
Verdelho	29.9	0.0	4.3	0.0	0.0	0.0	71.2	176.8	982.0	
Vermantino *	539.1	0.0	0.0	0.0	0.0	13.9	0.0	637.9	129.1	
Vernaccia	0.0	0.0	0.0	0.0	0.0	0.0	0.0	33.3	83.7	
Viognier	8,877.8	2,940.2	829.6	0.0	0.0	63.9	739.3	16,079.6	19,210.5	
White Riesling *	1,015.8	3,580.2	240.1	46.3	0.0	30.4	1,735.2	16,959.0	15,203.1	
Other White 1/	0.4	39.9	106.1	95.2	0.0	0.0	0.0	305.7	1,358.9	
Total White	204,298.60	86,866.50	488,020.20	186,296.10	27.0	397.1	64,047.5	1,291,545.1	1,339,369.6	

**TABLE 4: TONS OF GRAPES PURCHASED
FOR WINE, CONCENTRATE, JUICE, VINEGAR, AND BEVERAGE BRANDY BY CALIFORNIA PROCESSORS
FROM THE 2010 CROP BY TYPE, VARIETY, AND REPORTING DISTRICT WHERE GROWN, WITH COMPARISONS**

Type and Variety	1	2	3	4	5	6	7	8	9	10
	Tons									
WINE GRAPES (RED):										
Aglianico	5.0	0.0	0.0	1.9	0.0	0.0	0.0	30.1	1.0	9.5
Aleatico	0.0	0.0	16.3	0.0	0.0	0.0	0.0	0.0	0.0	0.0
Alicante Bouschet *	5.7	0.0	30.7	0.0	0.0	58.7	0.0	16.5	0.0	21.7
Alvarelhao	0.0	0.0	0.0	0.0	0.0	0.0	0.0	4.4	0.0	3.5
Arinarnoa	0.0	0.0	0.0	0.0	0.0	0.0	0.0	0.0	0.0	0.0
Barbera	155.7	25.0	45.2	18.7	0.0	39.9	48.1	235.9	5.8	686.6
Beclan	0.0	0.0	0.0	0.0	0.0	0.0	0.0	0.0	0.0	1.3
Blaufraenkisch *	0.0	0.0	0.0	0.3	0.0	0.0	0.0	7.4	0.0	0.0
Cabernet Franc	73.1	251.3	714.6	849.3	14.5	56.9	305.2	1,348.9	14.6	267.0
Cabernet Sauvignon	6,751.4	7,527.5	21,786.5	28,003.5	615.4	3,120.6	18,327.5	48,122.9	3,352.9	1,332.8
Carignane	896.6	2.7	226.3	14.3	1.2	396.6	1.1	4.4	0.0	14.5
Carmenere	1.7	0.0	0.0	0.0	0.0	3.8	0.0	6.7	0.0	1.6
Carmine	0.0	0.0	0.0	0.0	0.0	0.0	0.0	0.0	7.9	0.0
Carnelian	0.0	0.0	0.0	0.0	0.0	0.0	0.0	0.0	0.0	0.0
Centurian	0.0	0.0	0.0	0.0	0.0	0.0	0.0	0.0	0.0	0.0
Charbono	2.7	0.0	0.0	84.3	2.0	6.6	0.0	0.0	0.0	9.9
Ciliegiolo	0.0	0.0	0.0	0.0	0.0	0.0	0.0	0.0	0.0	0.0
Cinsaut *	0.0	0.0	7.9	1.5	0.0	34.0	21.9	17.1	2.0	6.3
Colorino	0.0	0.0	0.0	0.0	0.0	0.0	0.0	0.0	0.0	0.0
Counoise	0.0	3.4	0.0	0.0	0.0	0.0	0.0	38.7	1.3	0.4
Dolcetto	58.7	0.0	13.7	14.0	1.3	3.0	0.0	73.4	0.0	18.4
Dornfelder	0.0	0.0	0.0	0.0	0.0	0.0	1.7	0.0	0.0	0.0
Early Burgundy	0.0	0.0	0.0	1.7	0.0	0.0	0.0	0.0	0.0	0.0
Fer Servadou	0.0	0.0	0.0	0.0	0.0	0.0	0.0	0.0	0.0	0.0
Freisa	0.0	0.0	0.0	0.0	0.0	0.0	0.0	3.9	0.0	0.8
Gamay (Napa) *	28.9	0.0	9.7	55.3	82.1	0.0	249.5	339.3	0.0	0.0
Gamay Noir Au Jus Blanc	0.0	0.0	0.0	0.0	0.0	0.0	0.0	0.0	0.0	7.3
Graciano	0.0	0.0	0.0	1.0	0.0	0.0	1.8	0.3	0.0	8.1
Grand Noir	0.0	0.0	0.0	0.0	0.0	1.6	0.0	3.0	0.0	0.0
Grenache *	144.1	41.8	110.8	43.9	0.0	92.5	363.9	1,933.8	895.0	128.7
Lagrein	0.0	0.0	0.0	0.0	0.0	0.0	0.0	190.7	1.0	0.0
Malbec	36.1	153.8	347.9	504.0	15.1	48.7	607.9	1,123.2	1.7	79.1
Mataro *	1.1	22.9	38.3	10.8	0.0	690.5	16.6	518.0	8.1	117.8
Merlot	4,656.3	925.3	9,865.1	9,763.4	870.0	1,655.3	21,791.2	22,061.0	2,871.7	737.0
Meunier *	7.8	0.0	217.6	119.4	0.0	0.0	0.0	0.0	0.0	0.0
Mission	0.0	0.0	0.0	0.0	0.0	1.4	0.0	0.6	0.0	10.6
Montepulciano	23.0	0.9	11.4	0.0	5.6	4.4	0.0	0.0	0.0	0.4
Muscat Hamburg *	0.0	0.0	0.8	0.0	0.0	10.7	0.0	0.0	0.0	5.5
Nebbiolo	7.1	5.0	6.9	0.0	0.0	3.4	0.0	202.0	3.2	11.3
Negrette *	0.0	0.0	0.0	0.0	0.0	0.0	13.6	0.0	0.0	0.0
Negroamaro	17.9	0.0	0.0	0.0	0.0	0.0	0.0	71.9	0.5	0.0
Nero D'Avola *	33.7	0.0	0.0	0.0	0.0	0.0	0.0	0.0	0.0	0.0
Petit Verdot	93.2	111.7	231.0	633.7	14.7	165.8	345.5	1,688.9	1.0	115.5
Petite Sirah	1,242.5	810.0	962.5	1,808.9	381.8	938.5	1,480.6	6,019.9	324.9	383.9
Pfeffer Cabernet	0.0	0.0	0.0	0.0	0.0	0.0	8.7	0.0	0.0	0.0
Pinot Noir	2,620.1	54.4	18,575.3	3,801.5	2,438.1	1,029.5	23,073.7	8,160.6	1,146.1	9.4
Pinotage	27.8	0.0	0.0	0.0	0.0	0.0	0.0	0.0	0.0	18.7
Pommard	0.0	0.0	0.0	0.0	0.0	0.0	0.0	0.0	0.0	0.0
Primitivo	38.3	40.1	42.7	26.1	0.0	301.3	27.7	241.5	2.0	82.9
Refosco *	0.0	0.0	0.0	0.3	0.0	2.4	0.0	44.7	0.0	0.0
Royalty	0.0	0.0	0.0	0.0	0.0	0.0	0.0	0.0	0.0	0.0
Rubired *	0.0	0.0	0.0	0.0	0.0	0.0	0.0	0.0	0.0	0.0
Ruby Cabernet	0.0	0.0	0.0	0.0	0.0	3.4	1.5	0.0	0.0	0.0
Sagrantino	0.0	0.0	0.0	0.0	0.0	0.0	0.0	0.0	0.0	0.0
Salvador	0.0	0.0	0.0	0.0	0.0	0.0	0.0	0.0	0.0	0.0
Sangiovese *	222.0	2.7	558.4	179.3	0.0	35.4	211.5	495.3	1.0	209.6
Segalin	0.0	0.0	0.0	0.0	0.0	0.0	0.0	0.0	0.0	0.0
Souzao	0.0	2.8	0.0	0.0	0.0	0.0	5.6	7.7	0.0	9.3
Syrah *	1,800.8	597.2	2,743.7	1,250.9	89.3	509.4	6,717.5	15,966.5	1,139.6	810.7
Tannat	0.0	0.0	13.4	0.0	7.1	0.0	147.8	109.3	0.7	2.3
Tempranillo *	4.8	56.1	5.4	51.9	4.0	97.5	52.7	908.9	43.6	181.2
Teroldego	0.0	0.0	0.0	0.0	0.0	63.9	53.1	68.7	0.8	20.0
Tinta Barroca	4.1	0.0	0.0	0.0	0.0	0.0	0.0	0.0	0.0	0.0
Tinta Cao	1.5	0.8	10.0	2.9	0.0	0.0	6.0	8.9	0.0	4.8
Tinta Madeira	0.0	0.0	0.0	0.0	0.0	0.0	0.0	3.9	0.0	0.0
Touriga Francesca	2.2	0.0	0.0	1.0	0.0	0.0	2.0	0.0	0.0	0.0
Touriga Nacional *	12.3	4.6	3.5	1.0	0.0	1.9	6.7	41.2	0.0	3.9
Trousseau *	0.0	2.4	0.0	0.0	0.0	0.0	5.8	0.0	0.0	2.4
Zinfandel	3,512.5	793.1	7,912.9	1,918.8	217.9	1,796.2	465.4	9,049.5	8,152.4	5,512.8
Other Red 1/	0.8	0.6	89.4	3.4	0.0	6.1	64.4	80.0	0.0	51.0
Total Red	22,489.5	11,436.1	64,597.9	49,167.0	4,760.1	11,179.9	74,426.2	119,249.6	17,978.8	10,898.5
TOTAL WINE	41,726.4	18,452.3	118,815.1	71,523.4	13,634.2	18,487.2	160,372.5	157,978.0	34,549.4	12,237.2
TOTAL ALL VARIETIES	41,726.4	18,452.3	118,815.1	71,523.4	13,634.2	18,487.2	160,372.5	159,234.9	34,549.4	15,700.5

**TABLE 4: TONS OF GRAPES PURCHASED
FOR WINE, CONCENTRATE, JUICE, VINEGAR, AND BEVERAGE BRANDY BY CALIFORNIA PROCESSORS
FROM THE 2010 CROP BY TYPE, VARIETY, AND REPORTING DISTRICT WHERE GROWN, WITH COMPARISONS**

Type and Variety	11	12	13	14	15	16	17	2010 State Total	2009 State Total
	Tons								
WINE GRAPES (RED):									
Aglianico	0.0	42.4	2.2	0.0	0.0	0.0	0.0	92.1	126.3
Aleatico	0.0	0.0	0.0	0.0	0.0	1.0	0.0	17.3	9.0
Alicante Bouschet *	1,589.9	0.0	4,491.0	1,429.4	0.0	27.5	8.2	7,679.3	7,241.8
Alvarelhao	4.7	0.0	0.0	0.0	0.0	0.0	0.0	12.6	23.6
Arinarnoa	0.0	0.0	446.2	0.0	0.0	0.0	0.0	446.2	648.8
Barbera	961.6	1,002.2	49,325.1	346.9	0.0	45.3	6.4	52,948.4	59,458.5
Beclan	0.0	0.0	0.0	0.0	0.0	0.0	0.0	1.3	0.0
Blaufraenkisch *	0.0	0.0	0.0	0.0	0.0	0.0	0.0	7.7	3.0
Cabernet Franc	1,727.5	0.0	5.3	574.3	0.0	31.0	22.1	6,255.6	9,161.0
Cabernet Sauvignon	99,186.4	24,239.4	47,112.0	26,640.3	3.6	180.0	1,373.0	337,675.7	340,173.1
Carignane	1,223.8	475.8	8,474.3	1,715.4	0.0	2.0	0.0	13,449.0	14,839.7
Carmenere	0.0	0.0	0.0	0.0	0.0	0.0	0.0	13.8	6.2
Carmine	0.0	0.0	0.0	0.0	0.0	0.0	0.0	7.9	9.5
Carnelian	48.2	0.0	4,386.1	1,319.6	0.0	0.0	0.0	5,753.9	4,601.0
Centurian	0.0	0.0	1,072.9	0.0	0.0	0.0	0.0	1,072.9	1,306.3
Charbono	1.0	0.0	69.0	0.0	0.0	0.0	0.0	175.5	217.1
Ciliegiolo	0.0	10.4	0.0	0.0	0.0	0.0	0.0	10.4	6.2
Cinsaut *	172.1	1.2	0.1	67.3	0.0	9.5	10.9	351.8	367.3
Colorino	0.0	6.6	0.0	0.0	0.0	0.0	0.0	6.6	4.8
Counoise	0.0	7.4	0.0	0.0	0.0	0.0	0.0	51.2	41.1
Dolcetto	18.5	0.0	0.0	0.0	0.0	0.3	0.0	201.3	268.3
Dornfelder	0.0	561.9	0.0	0.0	0.0	0.0	0.0	563.6	813.0
Early Burgundy	2.0	0.0	0.0	0.0	0.0	0.0	0.0	3.7	5.5
Fer Servadou	0.0	5.4	0.0	0.0	0.0	0.0	0.0	5.4	4.5
Freisa	0.0	7.3	0.0	0.0	0.0	0.0	0.0	12.0	12.0
Gamay (Napa) *	0.0	0.0	915.7	0.0	0.0	0.0	157.8	1,838.3	1,739.6
Gamay Noir Au Jus Blanc	0.0	0.0	0.0	0.0	0.0	0.0	0.0	7.3	16.5
Graciano	31.0	0.0	0.0	0.0	0.0	0.0	1.0	43.2	31.2
Grand Noir	0.0	0.0	0.0	0.0	0.0	0.0	0.0	4.6	2.7
Grenache *	375.7	3,137.7	54,214.4	4,339.1	46.0	23.8	110.6	66,001.8	73,057.4
Lagrein	0.0	0.0	0.0	0.0	0.0	0.0	0.0	191.7	110.6
Malbec	2,854.9	69.4	0.7	0.0	3.7	11.7	0.8	5,858.7	6,407.3
Mataro *	28.4	314.1	0.7	0.0	0.0	41.5	0.0	1,808.8	1,934.8
Merlot	66,192.8	18,432.6	51,619.2	22,983.5	2.9	132.7	8,305.9	242,865.9	256,499.6
Meunier *	0.0	0.0	0.0	0.0	0.0	0.0	0.0	344.8	327.4
Mission	0.0	0.0	7,219.1	1,348.6	28.0	0.0	0.0	8,608.3	9,223.4
Montepulciano	7.5	131.4	0.0	100.6	0.0	4.7	0.0	289.9	609.5
Muscat Hamburg *	79.6	128.8	59.7	0.0	0.0	0.0	0.0	285.1	335.7
Nebbiolo	0.5	0.0	25.6	0.0	0.0	2.2	0.0	267.2	225.2
Negrette *	0.0	0.0	0.0	0.0	0.0	0.0	0.0	13.6	18.3
Negroamaro	0.0	5.3	0.0	0.0	0.0	0.0	0.0	95.6	34.0
Nero D'Avola *	0.0	108.1	0.0	0.0	0.0	0.0	0.0	141.8	251.9
Petit Verdot	3,255.8	2,103.2	0.0	4.1	0.0	20.0	208.0	8,992.1	9,130.9
Petite Sirah	17,299.3	6,673.5	352.7	0.0	0.0	41.2	3,173.8	41,894.0	45,280.5
Pfeffer Cabernet	0.0	0.0	0.0	0.0	0.0	0.0	0.0	8.7	11.6
Pinot Noir	11,221.9	9,307.9	5,838.9	8,597.9	60.0	12.3	6,557.6	102,505.2	107,245.3
Pinotage	22.3	0.0	0.0	0.0	0.0	1.4	0.0	70.2	40.5
Pommard	0.0	0.0	0.0	0.0	0.0	0.0	0.0	0.0	3.1
Primitivo	18.2	0.0	42.9	0.0	0.0	6.2	2.5	872.4	1,287.1
Refosco *	352.3	0.0	0.0	0.0	0.0	0.0	0.0	399.7	657.6
Royalty	0.0	0.0	138.7	497.6	0.0	0.0	0.0	636.3	277.8
Rubired *	298.6	6,911.6	156,971.0	50,144.4	0.0	0.0	0.0	214,325.6	167,265.6
Ruby Cabernet	565.7	2,646.5	57,942.1	21,056.3	0.0	0.0	0.0	82,215.5	75,061.7
Sagrantino	0.0	59.6	0.0	0.0	0.0	0.0	0.0	59.6	68.5
Salvador	0.0	0.0	0.0	1,273.6	0.0	2.4	0.0	1,276.0	1,221.3
Sangiovese *	1,371.1	0.0	537.0	1,067.6	0.0	61.0	0.0	4,951.9	5,242.3
Segalin	0.0	0.0	717.9	0.0	0.0	0.0	0.0	717.9	668.4
Souzao	182.9	1.2	215.6	0.0	0.0	0.0	0.0	425.1	453.5
Syrah *	16,592.6	8,220.5	36,175.2	5,404.3	2.5	60.4	1,004.5	99,085.6	98,926.3
Tannat	388.0	1,086.4	0.2	0.0	0.0	0.0	0.0	1,755.2	2,314.0
Tempranillo *	387.3	9.9	7,448.5	84.8	0.0	29.4	16.3	9,382.3	7,219.3
Teroldego	256.5	0.0	1.1	0.0	0.0	0.0	10.9	475.0	614.2
Tinta Barroca	0.0	0.0	0.0	0.0	0.0	0.0	0.0	4.1	2.7
Tinta Cao	1.5	0.0	484.7	0.0	0.0	0.0	0.0	521.1	433.8
Tinta Madeira	0.0	0.0	52.1	0.0	0.0	0.0	0.0	56.0	58.9
Touriga Francesca	4.9	0.0	0.0	0.0	0.0	0.0	0.0	10.1	13.8
Touriga Nacional *	1,433.2	41.0	500.3	0.0	0.0	0.0	0.0	2,049.6	1,492.7
Trousseau *	0.0	29.9	0.0	0.0	0.0	0.0	0.0	40.5	14.8
Zinfandel	141,518.9	23,530.5	118,835.8	46,357.2	395.3	87.2	3,375.6	373,432.0	419,195.8
Other Red 1/	129.7	460.2	13,817.2	15,847.9	0.0	0.0	0.0	30,550.7	16,140.9
Total Red	369,806.8	109,769.3	629,511.2	211,200.7	542.0	834.7	24,345.9	1,732,194.2	1,750,515.6
TOTAL WINE	574,105.4	196,635.8	1,117,531.4	397,496.8	569.0	1,231.8	88,393.4	3,023,739.3	3,089,885.2
TOTAL ALL VARIETIES	575,042.2	197,277.1	1,320,058.1	444,608.4	573.5	1,231.8	88,393.4	3,279,680.4	3,374,595.7

* Synonyms for variety names are shown on Page 5.
1/ Other categories include minor and mixed varieties.

TABLE 5: WEIGHTED AVERAGE DEGREES BRUX FOR ALL GRAPES PURCHASED FOR WINE, CONCENTRATE, JUICE, VINEGAR, AND BEVERAGE BRANDY BY CALIFORNIA PROCESSORS FROM THE 2010 CROP BY TYPE, VARIETY, AND REPORTING DISTRICT WHERE GROWN, WITH COMPARISONS

Type and Variety	1	2	3	4	5	6	7	8	9	10	11	12	13	14	15	16	17	2010 State Total	2009 State Total
	Degrees Brix																		
RAISIN GRAPES:																			
Diamond Muscat	0.0	0.0	0.0	0.0	0.0	0.0	0.0	0.0	0.0	0.0	0.0	0.0	20.7	0.0	0.0	0.0	0.0	20.7	22.0
Dovine	0.0	0.0	0.0	0.0	0.0	0.0	0.0	0.0	0.0	0.0	0.0	0.0	22.2	0.0	0.0	0.0	0.0	22.2	24.7
Fiesta	0.0	0.0	0.0	0.0	0.0	0.0	0.0	0.0	0.0	0.0	0.0	0.0	22.2	22.7	0.0	0.0	0.0	22.2	22.3
Selma Pete	0.0	0.0	0.0	0.0	0.0	0.0	0.0	0.0	0.0	0.0	0.0	0.0	25.0	0.0	0.0	0.0	0.0	25.0	30.2
Thompson Seedless	0.0	0.0	0.0	0.0	0.0	0.0	0.0	25.2	0.0	21.4	0.0	21.8	20.9	21.4	0.0	0.0	0.0	21.0	21.0
Total Raisin	0.0	0.0	0.0	0.0	0.0	0.0	0.0	25.2	0.0	21.4	0.0	21.8	21.1	21.4	0.0	0.0	0.0	21.2	21.2
TABLE GRAPES:																			
Autumn Royal	0.0	0.0	0.0	0.0	0.0	0.0	0.0	0.0	0.0	0.0	0.0	0.0	19.5	20.7	0.0	0.0	0.0	20.6	19.5
Autumn Seedless	0.0	0.0	0.0	0.0	0.0	0.0	0.0	0.0	0.0	0.0	0.0	0.0	0.0	0.0	0.0	0.0	0.0	0.0	23.1
Blanc Seedless	0.0	0.0	0.0	0.0	0.0	0.0	0.0	0.0	0.0	0.0	0.0	0.0	0.0	21.2	0.0	0.0	0.0	21.2	0.0
Calmeria	0.0	0.0	0.0	0.0	0.0	0.0	0.0	0.0	0.0	0.0	0.0	0.0	0.0	22.2	0.0	0.0	0.0	22.2	20.1
Christmas Rose	0.0	0.0	0.0	0.0	0.0	0.0	0.0	0.0	0.0	0.0	0.0	0.0	0.0	0.0	0.0	0.0	0.0	0.0	25.8
Crimson Seedless *	0.0	0.0	0.0	0.0	0.0	0.0	0.0	0.0	0.0	0.0	0.0	0.0	19.3	20.9	0.0	0.0	0.0	20.9	21.7
Emerald Seedless *	0.0	0.0	0.0	0.0	0.0	0.0	0.0	0.0	0.0	0.0	0.0	0.0	0.0	21.8	0.0	0.0	0.0	21.8	22.5
Emperor	0.0	0.0	0.0	0.0	0.0	0.0	0.0	0.0	0.0	0.0	0.0	0.0	0.0	21.0	0.0	0.0	0.0	21.0	0.0
Flame Seedless *	0.0	0.0	0.0	0.0	0.0	0.0	0.0	0.0	0.0	0.0	0.0	0.0	21.5	22.4	0.0	0.0	0.0	22.3	22.3
Flame Tokay	0.0	0.0	0.0	0.0	0.0	0.0	0.0	0.0	0.0	0.0	20.1	0.0	0.0	0.0	0.0	0.0	0.0	20.1	19.2
Italia *	0.0	0.0	0.0	0.0	0.0	0.0	0.0	0.0	0.0	0.0	0.0	0.0	0.0	21.9	0.0	0.0	0.0	21.9	22.1
Malaga *	0.0	0.0	0.0	0.0	0.0	0.0	0.0	0.0	0.0	0.0	0.0	0.0	17.1	0.0	0.0	0.0	0.0	17.1	18.1
Marroo Seedless	0.0	0.0	0.0	0.0	0.0	0.0	0.0	0.0	0.0	0.0	0.0	0.0	0.0	0.0	0.0	0.0	0.0	0.0	19.9
Princess *	0.0	0.0	0.0	0.0	0.0	0.0	0.0	22.8	0.0	0.0	0.0	0.0	0.0	21.6	0.0	0.0	0.0	21.6	21.9
Red Globe *	0.0	0.0	0.0	0.0	0.0	0.0	0.0	0.0	0.0	0.0	0.0	0.0	20.4	20.2	0.0	0.0	0.0	20.2	21.5
Ribier	0.0	0.0	0.0	0.0	0.0	0.0	0.0	0.0	0.0	0.0	0.0	0.0	0.0	0.0	0.0	0.0	0.0	0.0	23.7
Rouge	0.0	0.0	0.0	0.0	0.0	0.0	0.0	0.0	0.0	0.0	0.0	0.0	0.0	19.8	0.0	0.0	0.0	19.8	0.0
Ruby Seedless *	0.0	0.0	0.0	0.0	0.0	0.0	0.0	0.0	0.0	0.0	0.0	0.0	24.4	22.2	0.0	0.0	0.0	23.3	22.3
Scarlet Royal	0.0	0.0	0.0	0.0	0.0	0.0	0.0	0.0	0.0	0.0	0.0	0.0	0.0	24.8	0.0	0.0	0.0	24.8	0.0
Summer Muscat	0.0	0.0	0.0	0.0	0.0	0.0	0.0	0.0	0.0	0.0	0.0	0.0	22.6	0.0	0.0	0.0	0.0	22.6	22.6
Summer Royal	0.0	0.0	0.0	0.0	0.0	0.0	0.0	0.0	0.0	0.0	0.0	0.0	0.0	22.9	0.0	0.0	0.0	22.9	0.0
Other Table 1/	0.0	0.0	0.0	0.0	0.0	0.0	0.0	0.0	0.0	0.0	0.0	0.0	22.0	21.6	24.0	0.0	0.0	21.9	21.6
Total Table	0.0	0.0	0.0	0.0	0.0	0.0	0.0	22.8	0.0	0.0	20.1	0.0	21.9	21.2	24.0	0.0	0.0	21.5	21.5
WINE GRAPES (WHITE):																			
Albarino	21.2	0.0	24.0	22.9	0.0	0.0	23.3	24.0	0.0	23.1	22.7	0.0	22.8	0.0	0.0	0.0	23.3	23.4	23.4
Arneis	23.0	0.0	22.8	0.0	0.0	20.6	24.5	22.0	0.0	0.0	0.0	0.0	0.0	0.0	0.0	0.0	0.0	22.7	22.4
Burger *	0.0	0.0	0.0	0.0	0.0	0.0	0.0	0.0	0.0	0.0	16.3	17.5	18.7	15.1	0.0	0.0	0.0	18.2	18.3
Chardonnay *	23.3	23.3	23.5	23.4	23.4	22.8	22.7	23.6	24.3	23.9	23.4	23.7	22.7	23.3	23.5	22.4	23.5	23.3	23.6
Chenin Blanc	22.5	0.0	22.3	23.6	21.3	0.0	20.6	20.8	23.4	23.6	24.0	21.0	19.2	18.0	0.0	0.0	21.1	19.7	20.7
Cortese	21.0	0.0	0.0	0.0	0.0	0.0	0.0	0.0	0.0	0.0	0.0	0.0	0.0	0.0	0.0	0.0	0.0	21.0	21.3
Emerald Riesling	0.0	0.0	0.0	0.0	0.0	0.0	0.0	0.0	0.0	0.0	0.0	0.0	0.0	21.5	0.0	0.0	0.0	21.5	24.6
Flora	0.0	0.0	0.0	22.9	0.0	0.0	0.0	0.0	0.0	0.0	0.0	0.0	0.0	0.0	0.0	0.0	0.0	22.9	22.9
French Colombard	18.8	0.0	19.1	0.0	22.3	0.0	0.0	0.0	22.0	0.0	21.9	21.0	19.9	20.1	0.0	0.0	0.0	20.0	20.9
Gewurztraminer	23.2	23.0	23.8	22.6	0.0	25.0	23.8	22.6	22.2	0.0	23.6	22.7	0.0	0.0	0.0	0.0	24.2	23.4	23.4
Gray Riesling *	0.0	0.0	22.5	0.0	0.0	0.0	0.0	0.0	0.0	0.0	22.0	0.0	0.0	0.0	0.0	0.0	0.0	22.1	0.0
Grenache Blanc	24.9	24.0	23.5	23.8	0.0	0.0	23.5	23.3	22.9	23.1	22.2	0.0	0.0	0.0	0.0	0.0	0.0	23.2	23.6
Gruener Veltliner	0.0	0.0	24.2	23.1	0.0	0.0	23.3	23.6	0.0	0.0	0.0	0.0	0.0	0.0	0.0	0.0	22.9	23.2	22.3
Malvasia Bianca	0.0	0.0	18.6	23.6	0.0	24.4	23.8	22.3	25.0	20.8	21.1	20.8	23.8	0.0	0.0	23.9	0.0	22.0	21.2
Marsanne	24.1	0.0	24.5	23.3	0.0	21.4	25.9	24.1	23.0	23.8	22.1	0.0	26.0	0.0	0.0	0.0	22.0	23.7	24.0
Melon	0.0	0.0	22.5	0.0	0.0	0.0	0.0	0.0	0.0	0.0	0.0	0.0	0.0	0.0	0.0	0.0	0.0	22.5	23.6
Moscato Gaillo *	0.0	0.0	0.0	0.0	0.0	0.0	0.0	21.6	0.0	22.6	23.4	0.0	0.0	0.0	0.0	0.0	0.0	23.1	23.8
Muscat Blanc *	24.8	22.5	24.8	26.2	24.3	23.0	21.7	23.6	0.0	24.4	21.7	23.5	22.0	24.6	25.0	23.7	23.4	22.3	23.6
Muscat Orange	24.2	24.0	0.0	0.0	0.0	27.8	23.4	23.4	0.0	23.7	23.4	23.3	22.7	0.0	0.0	0.0	23.0	23.2	23.4
Muscat of Alexandria	0.0	0.0	24.6	0.0	0.0	0.0	0.0	0.0	24.0	0.0	23.2	22.4	21.6	21.7	0.0	0.0	0.0	21.7	23.1
Palomino *	0.0	0.0	22.3	0.0	0.0	24.8	0.0	0.0	0.0	0.0	0.0	0.0	19.9	0.0	23.7	26.0	0.0	20.0	20.3
Picpoul Blanc	0.0	0.0	23.0	0.0	0.0	0.0	0.0	23.2	0.0	0.0	0.0	0.0	0.0	0.0	0.0	0.0	0.0	23.1	0.0
Pinot Blanc	23.6	25.0	23.2	22.2	0.0	25.0	22.8	24.1	0.0	0.0	0.0	0.0	0.0	0.0	0.0	0.0	0.0	23.3	23.0
Pinot Gris *	23.0	25.0	23.5	23.6	22.5	22.7	22.9	22.5	22.2	24.4	22.6	22.7	22.4	22.3	0.0	22.4	22.1	22.5	22.1
Ribolla Gialla *	0.0	0.0	0.0	21.2	0.0	0.0	0.0	0.0	0.0	0.0	0.0	0.0	0.0	0.0	0.0	0.0	0.0	21.2	22.7
Roussanne	22.8	0.0	22.7	24.0	0.0	23.5	22.2	24.3	22.0	24.7	24.5	0.0	25.8	0.0	0.0	23.6	0.0	23.8	24.2
Sauvignon Blanc	23.3	23.0	23.2	23.4	22.4	22.2	23.7	23.5	22.3	22.8	22.5	22.1	22.8	23.2	0.0	23.9	21.6	22.7	22.6
Sauvignon Musque	25.3	23.5	23.3	23.4	22.7	24.8	23.4	24.1	0.0	0.0	0.0	0.0	0.0	0.0	0.0	0.0	0.0	23.9	23.7
Sauvignon Vert *	0.0	0.0	22.3	21.0	0.0	0.0	0.0	0.0	0.0	0.0	0.0	0.0	0.0	0.0	0.0	0.0	0.0	21.5	24.1
Scheurebe	0.0	0.0	0.0	0.0	0.0	0.0	0.0	0.0	0.0	0.0	0.0	0.0	0.0	0.0	0.0	0.0	0.0	0.0	22.0
Semillon	18.8	26.6	23.7	21.7	0.0	21.7	22.9	22.6	23.0	22.3	20.5	23.2	21.8	0.0	0.0	20.2	0.0	21.0	21.9
St. Emilion *	0.0	0.0	0.0	0.0	0.0	0.0	0.0	26.0	0.0	0.0	24.0	0.0	0.0	0.0	0.0	0.0	0.0	25.4	21.7
Symphony	0.0	0.0	0.0	0.0	21.2	0.0	0.0	0.0	22.3	22.5	21.3	22.7	23.0	22.9	0.0	0.0	22.6	22.4	22.6
Tocai Friulano	21.1	0.0	21.3	22.0	0.0	0.0	24.8	22.5	0.0	0.0	0.0	0.0	23.1	0.0	0.0	0.0	0.0	23.0	23.2
Torrontes	0.0	0.0	0.0	0.0	0.0	0.0	0.0	0.0	0.0	0.0	20.4	0.0	0.0	0.0	0.0	0.0	0.0	20.4	22.9
Triplet Blanc	0.0	0.0	0.0	0.0	0.0	0.0	0.0	0.0	0.0	0.0	0.0	17.9	20.4	21.4	0.0	0.0	0.0	20.3	21.5
Verdelho	0.0	0.0	0.0	0.0	25.0	0.0	0.0	24.4	0.0	24.6	23.9	0.0	24.9	0.0	0.0	0.0	24.3	24.3	23.6
Vermantino *	0.0	25.0	23.1	24.0	0.0	0.0	24.5	21.7	0.0	22.4	23.6	0.0	0.0	0.0	21.4	0.0	0.0	23.4	21.9
Vernaccia	0.0	0.0	24.5	0.0	0.0	0.0	0.0	0.0	0.0	0.0	0.0	0.0	0.0	0.0	0.0	0.0	0.0	24.5	23.6
Vignier	24.5	2																	

TABLE 5: WEIGHTED AVERAGE DEGREES BRIX FOR ALL GRAPES PURCHASED FOR WINE, CONCENTRATE, JUICE, VINEGAR, AND BEVERAGE BRANDY BY CALIFORNIA PROCESSORS FROM THE 2010 CROP BY TYPE, VARIETY, AND REPORTING DISTRICT WHERE GROWN, WITH COMPARISONS

Type and Variety	1	2	3	4	5	6	7	8	9	10	11	12	13	14	15	16	17	2010 State Total	2009 State Total
	Degrees Brix																		
WINE GRAPES (RED):																			
Aglianico	25.0	0.0	0.0	22.3	0.0	0.0	0.0	24.2	24.0	25.8	0.0	25.2	21.6	0.0	0.0	0.0	0.0	24.8	24.0
Aleatico	0.0	0.0	24.4	0.0	0.0	0.0	0.0	0.0	0.0	0.0	0.0	0.0	0.0	0.0	0.0	27.2	0.0	24.6	25.0
Alicante Bouschet *	21.0	0.0	23.7	0.0	0.0	24.7	0.0	23.7	0.0	23.5	23.4	0.0	21.4	22.4	0.0	23.9	23.5	22.1	22.5
Alvarelhao	0.0	0.0	0.0	0.0	0.0	0.0	0.0	24.5	0.0	24.3	25.8	0.0	0.0	0.0	0.0	0.0	0.0	24.9	25.7
Arinarnoa	0.0	0.0	0.0	0.0	0.0	0.0	0.0	0.0	0.0	0.0	0.0	0.0	27.9	0.0	0.0	0.0	0.0	27.9	22.2
Barbera	24.6	24.1	24.9	26.5	0.0	25.8	26.8	25.0	26.7	26.0	25.7	22.1	22.5	21.7	0.0	24.1	26.1	22.6	23.6
Beclan	0.0	0.0	0.0	0.0	0.0	0.0	0.0	0.0	0.0	24.0	0.0	0.0	0.0	0.0	0.0	0.0	0.0	24.0	0.0
Blaufraenkisch *	0.0	0.0	0.0	23.5	0.0	0.0	0.0	24.0	0.0	0.0	0.0	0.0	0.0	0.0	0.0	0.0	0.0	24.0	24.7
Cabernet Franc	22.3	25.7	24.9	25.5	22.8	25.6	24.5	23.9	25.3	24.9	25.8	0.0	23.1	23.3	0.0	24.5	26.8	24.9	24.8
Cabernet Sauvignon	23.5	24.7	23.8	24.5	25.7	23.0	24.2	24.4	23.3	25.3	24.2	23.6	24.1	23.7	24.4	24.1	24.9	24.1	24.6
Carignane	22.1	27.7	24.1	23.1	25.0	24.9	23.0	22.0	0.0	24.1	23.5	24.0	21.7	22.2	0.0	22.0	0.0	22.1	22.9
Carmenere	19.3	0.0	0.0	0.0	0.0	22.0	0.0	28.2	0.0	24.0	0.0	0.0	0.0	0.0	0.0	0.0	0.0	24.9	23.4
Carmine	0.0	0.0	0.0	0.0	0.0	0.0	0.0	0.0	22.5	0.0	0.0	0.0	0.0	0.0	0.0	0.0	0.0	22.5	22.0
Carnelian	0.0	0.0	0.0	0.0	0.0	0.0	0.0	0.0	0.0	0.0	19.7	0.0	23.3	23.3	0.0	0.0	0.0	23.3	24.7
Centurian	0.0	0.0	0.0	0.0	0.0	0.0	0.0	0.0	0.0	0.0	0.0	0.0	24.0	0.0	0.0	0.0	0.0	24.0	24.6
Charbono	21.4	0.0	0.0	25.0	23.0	23.0	0.0	0.0	0.0	22.3	21.0	0.0	23.3	0.0	0.0	0.0	0.0	24.0	23.6
Ciliegiolo	0.0	0.0	0.0	0.0	0.0	0.0	0.0	0.0	0.0	0.0	0.0	25.6	0.0	0.0	0.0	0.0	0.0	25.6	26.0
Cinsaut *	0.0	0.0	24.3	24.0	0.0	24.9	24.0	24.6	22.0	24.7	23.0	23.0	20.0	24.1	0.0	23.1	24.1	23.6	24.8
Colorino	0.0	0.0	0.0	0.0	0.0	0.0	0.0	0.0	0.0	0.0	0.0	25.2	0.0	0.0	0.0	0.0	0.0	25.2	24.8
Counoise	0.0	28.0	0.0	0.0	0.0	0.0	0.0	23.1	22.0	26.2	0.0	25.6	0.0	0.0	0.0	0.0	0.0	23.8	24.1
Dolcetto	24.4	0.0	24.6	26.3	24.5	22.1	0.0	22.8	0.0	24.9	22.0	0.0	0.0	0.0	0.0	23.5	0.0	23.8	23.4
Dornfelder	0.0	0.0	0.0	0.0	0.0	0.0	23.6	0.0	0.0	0.0	0.0	21.6	0.0	0.0	0.0	0.0	0.0	21.6	21.0
Early Burgundy	0.0	0.0	0.0	25.0	0.0	0.0	0.0	0.0	0.0	0.0	23.8	0.0	0.0	0.0	0.0	0.0	0.0	24.4	25.9
Fer Servadou	0.0	0.0	0.0	0.0	0.0	0.0	0.0	0.0	0.0	0.0	0.0	23.4	0.0	0.0	0.0	0.0	0.0	23.4	22.3
Freisa	0.0	0.0	0.0	0.0	0.0	0.0	0.0	23.2	0.0	24.0	0.0	24.3	0.0	0.0	0.0	0.0	0.0	23.9	23.5
Gamay (Napa) *	20.0	0.0	19.8	22.1	23.0	0.0	20.4	21.0	0.0	0.0	0.0	0.0	20.0	0.0	0.0	16.8	0.0	20.2	20.8
Gamay Noir Au Jus Blanc	0.0	0.0	0.0	0.0	0.0	0.0	0.0	0.0	0.0	22.1	0.0	0.0	0.0	0.0	0.0	0.0	0.0	22.1	21.7
Graciano	0.0	0.0	0.0	25.5	0.0	0.0	23.0	25.0	0.0	24.4	26.4	0.0	0.0	0.0	0.0	23.0	0.0	25.8	25.7
Grand Noir	0.0	0.0	0.0	0.0	0.0	20.0	0.0	22.6	0.0	0.0	0.0	0.0	0.0	0.0	0.0	0.0	0.0	21.7	24.5
Grenache *	25.2	26.0	25.0	24.7	0.0	24.8	23.5	24.7	24.7	25.1	24.5	23.7	21.3	23.8	24.0	22.6	24.5	21.8	21.8
Lagrein	0.0	0.0	0.0	0.0	0.0	0.0	0.0	23.9	24.0	0.0	0.0	0.0	0.0	0.0	0.0	0.0	0.0	23.9	26.6
Malbec	24.1	25.2	24.4	24.9	24.2	23.2	23.1	23.8	25.5	24.4	24.0	23.4	26.1	0.0	25.0	24.6	25.0	24.0	24.2
Mataro *	25.3	24.4	23.9	26.8	0.0	24.9	25.7	24.2	22.9	25.3	24.8	23.0	25.4	0.0	0.0	23.3	0.0	24.3	24.3
Merlot	24.3	24.1	24.8	24.9	24.6	23.5	24.6	24.5	24.0	25.0	24.3	23.2	23.9	24.7	24.0	25.5	23.9	24.2	24.6
Meunier *	23.3	0.0	19.2	20.2	0.0	0.0	0.0	0.0	0.0	0.0	0.0	0.0	0.0	0.0	0.0	0.0	0.0	19.7	20.1
Mission	0.0	0.0	0.0	0.0	0.0	25.0	0.0	21.0	0.0	26.1	0.0	0.0	22.8	22.3	24.3	0.0	0.0	22.7	22.4
Montepulciano	24.0	25.5	23.9	0.0	22.1	20.2	0.0	0.0	0.0	25.5	23.5	23.7	0.0	23.9	0.0	24.1	0.0	23.7	24.0
Muscat Hamburg *	0.0	0.0	22.8	0.0	0.0	21.5	0.0	0.0	0.0	26.7	25.6	24.1	24.6	0.0	0.0	0.0	0.0	24.5	25.5
Nebbiolo	23.0	24.0	24.4	0.0	0.0	23.3	0.0	23.2	22.4	24.1	24.0	0.0	23.0	0.0	0.0	20.8	0.0	23.2	24.1
Negrette *	0.0	0.0	0.0	0.0	0.0	0.0	25.5	0.0	0.0	0.0	0.0	0.0	0.0	0.0	0.0	0.0	0.0	25.5	25.8
Negroamaro	23.0	0.0	0.0	0.0	0.0	0.0	0.0	24.6	28.0	0.0	0.0	26.5	0.0	0.0	0.0	0.0	0.0	24.4	24.9
Nero D'Avola *	25.0	0.0	0.0	0.0	0.0	0.0	0.0	0.0	0.0	0.0	0.0	23.0	0.0	0.0	0.0	0.0	0.0	23.5	23.1
Petit Verdot	24.3	24.8	24.9	25.5	27.9	23.1	24.3	24.3	27.1	24.5	24.8	24.4	0.0	24.6	0.0	23.6	24.0	24.6	24.5
Petite Sirah	23.1	23.9	24.9	25.9	26.8	23.1	24.1	24.6	27.6	24.0	24.6	25.3	22.0	0.0	0.0	23.9	25.0	24.7	25.1
Pfeffer Cabernet	0.0	0.0	0.0	0.0	0.0	0.0	24.0	0.0	0.0	0.0	0.0	0.0	0.0	0.0	0.0	0.0	0.0	24.0	24.5
Pinot Noir	24.3	25.1	24.5	22.8	25.1	24.3	25.4	25.6	24.1	23.9	24.6	25.7	25.7	24.9	22.9	22.6	24.8	25.0	24.5
Pinotage	25.0	0.0	0.0	0.0	0.0	0.0	0.0	0.0	0.0	26.7	26.2	0.0	0.0	0.0	0.0	23.2	0.0	25.8	26.3
Pommard	0.0	0.0	0.0	0.0	0.0	0.0	0.0	0.0	0.0	0.0	0.0	0.0	0.0	0.0	0.0	0.0	0.0	0.0	25.1
Primitivo	26.3	25.7	26.8	25.7	0.0	23.7	26.8	24.2	25.2	25.6	23.7	0.0	24.5	0.0	0.0	25.1	25.6	24.6	25.6
Refosco *	0.0	0.0	0.0	22.0	0.0	19.9	0.0	22.7	0.0	0.0	23.2	0.0	0.0	0.0	0.0	0.0	0.0	23.1	22.3
Royalty	0.0	0.0	0.0	0.0	0.0	0.0	0.0	0.0	0.0	0.0	0.0	0.0	24.0	22.1	0.0	0.0	0.0	22.5	23.6
Rubired *	0.0	0.0	0.0	0.0	0.0	0.0	0.0	0.0	0.0	0.0	22.9	22.8	25.5	22.9	0.0	0.0	0.0	24.8	24.0
Ruby Cabernet	0.0	0.0	0.0	0.0	0.0	24.0	27.1	0.0	0.0	0.0	23.4	23.9	23.2	24.2	0.0	0.0	0.0	23.5	23.8
Sagrantino	0.0	0.0	0.0	0.0	0.0	0.0	0.0	0.0	0.0	0.0	0.0	24.5	0.0	0.0	0.0	0.0	0.0	24.5	24.5
Salvador	0.0	0.0	0.0	0.0	0.0	0.0	0.0	0.0	0.0	0.0	0.0	0.0	0.0	22.9	0.0	23.5	0.0	22.9	24.8
Sangiovese *	23.3	24.2	24.8	25.6	0.0	24.6	24.3	24.7	25.0	25.2	22.6	0.0	23.0	21.2	0.0	24.0	0.0	23.2	23.4
Segalin	0.0	0.0	0.0	0.0	0.0	0.0	0.0	0.0	0.0	0.0	0.0	0.0	25.2	0.0	0.0	0.0	0.0	25.2	24.6
Souzao	0.0	21.3	0.0	0.0	0.0	0.0	24.2	24.9	0.0	24.8	25.6	23.0	17.2	0.0	0.0	0.0	0.0	21.3	24.7
Syrah *	23.9	24.0	24.2	25.0	26.4	25.0	24.4	24.5	25.3	25.5	25.1	24.9	24.0	24.7	24.0	23.8	24.9	24.4	25.1
Tannat	0.0	0.0	24.6	0.0	22.2	0.0	25.2	25.2	25.0	28.2	26.5	27.0	23.6	0.0	0.0	0.0	0.0	26.6	25.0
Tempranillo *	23.5	25.0	23.6	24.0	25.0	23.7	24.3	25.4	24.9	24.6	24.1	26.4	23.5	25.1	0.0	23.9	26.2	23.8	23.3
Teroldego	0.0	0.0	0.0	0.0	0.0	23.5	21.3	23.0	25.3	24.3	24.6	0.0	26.1	0.0	0.0	0.0	25.4	23.9	24.8
Tinta Barroca	23.5	0.0	0.0	0.0	0.0	0.0	0.0	0.0	0.0	0.0	0.0	0.0	0.0	0.0	0.0	0.0	0.0	23.5	25.0
Tinta Cao	23.5	20.0	24.9	24.9	0.0	0.0	23.4	24.6	0.0	25.1	22.5	0.0	24.8	0.0	0.0	0.0	0.0	24.8	24.1
Tinta Madeira	0.0	0.0	0.0	0.0	0.0	0.0	0.0	25.0	0.0	0.0	0.0	0.0	23.4	0.0	0.0	0.0	0.0	23.5	23.4
Touriga Francesca	23.5	0.0	0.0	22.9	0.0	0.0	24.2	0.0	0.0	0.0	24.1	0.0	0.0	0.0	0.0	0.0	0.0	23.9	25.8
Touriga Nacional *	23.5	21.2	22.2	26.0	0.0	23.8	24.9	24.6	0.0	24.2	23.0	24.3	24.9	0.0	0.0	0.0	0.0	23.6	23.7
Trousseau *	0.0	24.0	0.0																

TABLE 6: WEIGHTED AVERAGE GROWER RETURNS PER TON DELIVERED BASIS PURCHASED FOR WINE, CONCENTRATE, JUICE, VINEGAR, AND BEVERAGE BRANDY BY CALIFORNIA PROCESSORS FROM THE 2010 CROP BY TYPE, VARIETY, AND REPORTING DISTRICT WHERE GROWN, WITH COMPARISONS

Type and Variety	1	2	3	4	5	6	7	8	9	10
	Dollars									
RAISIN GRAPES:										
Diamond Muscat	0.00	0.00	0.00	0.00	0.00	0.00	0.00	0.00	0.00	0.00
Dovine	0.00	0.00	0.00	0.00	0.00	0.00	0.00	0.00	0.00	0.00
Fiesta	0.00	0.00	0.00	0.00	0.00	0.00	0.00	0.00	0.00	0.00
Selma Pete	0.00	0.00	0.00	0.00	0.00	0.00	0.00	0.00	0.00	0.00
Thompson Seedless	0.00	0.00	0.00	0.00	0.00	0.00	0.00	250.00	0.00	219.88
Total Raisin	0.00	0.00	0.00	0.00	0.00	0.00	0.00	250.00	0.00	219.88
TABLE GRAPES:										
Autumn Royal	0.00	0.00	0.00	0.00	0.00	0.00	0.00	0.00	0.00	0.00
Autumn Seedless	0.00	0.00	0.00	0.00	0.00	0.00	0.00	0.00	0.00	0.00
Blanc Seedless	0.00	0.00	0.00	0.00	0.00	0.00	0.00	0.00	0.00	0.00
Calmeria	0.00	0.00	0.00	0.00	0.00	0.00	0.00	0.00	0.00	0.00
Christmas Rose	0.00	0.00	0.00	0.00	0.00	0.00	0.00	0.00	0.00	0.00
Crimson Seedless *	0.00	0.00	0.00	0.00	0.00	0.00	0.00	0.00	0.00	0.00
Emerald Seedless *	0.00	0.00	0.00	0.00	0.00	0.00	0.00	0.00	0.00	0.00
Emperor	0.00	0.00	0.00	0.00	0.00	0.00	0.00	0.00	0.00	0.00
Flame Seedless *	0.00	0.00	0.00	0.00	0.00	0.00	0.00	0.00	0.00	0.00
Flame Tokay	0.00	0.00	0.00	0.00	0.00	0.00	0.00	0.00	0.00	0.00
Italia *	0.00	0.00	0.00	0.00	0.00	0.00	0.00	0.00	0.00	0.00
Malaga *	0.00	0.00	0.00	0.00	0.00	0.00	0.00	0.00	0.00	0.00
Marroo Seedless	0.00	0.00	0.00	0.00	0.00	0.00	0.00	0.00	0.00	0.00
Princess *	0.00	0.00	0.00	0.00	0.00	0.00	0.00	1,000.00	0.00	0.00
Red Globe *	0.00	0.00	0.00	0.00	0.00	0.00	0.00	0.00	0.00	0.00
Ribier	0.00	0.00	0.00	0.00	0.00	0.00	0.00	0.00	0.00	0.00
Rouge	0.00	0.00	0.00	0.00	0.00	0.00	0.00	0.00	0.00	0.00
Ruby Seedless *	0.00	0.00	0.00	0.00	0.00	0.00	0.00	0.00	0.00	0.00
Scarlet Royal	0.00	0.00	0.00	0.00	0.00	0.00	0.00	0.00	0.00	0.00
Summer Muscat	0.00	0.00	0.00	0.00	0.00	0.00	0.00	0.00	0.00	0.00
Summer Royal	0.00	0.00	0.00	0.00	0.00	0.00	0.00	0.00	0.00	0.00
Other Table 1/	0.00	0.00	0.00	0.00	0.00	0.00	0.00	0.00	0.00	0.00
Total Table	0.00	0.00	0.00	0.00	0.00	0.00	0.00	1,000.00	0.00	0.00
WINE GRAPES (WHITE):										
Albarino	2,231.43	0.00	2,000.00	2,253.54	0.00	0.00	884.01	1,579.66	0.00	1,140.68
Arneis	1,100.00	0.00	2,724.40	0.00	0.00	1,000.00	1,480.69	1,500.00	0.00	0.00
Burger *	0.00	0.00	0.00	0.00	0.00	0.00	0.00	0.00	0.00	0.00
Chardonnay *	969.31	1,122.19	1,844.19	2,210.72	662.78	697.80	920.73	1,194.88	434.76	976.84
Chenin Blanc	920.08	0.00	1,500.00	1,326.05	393.08	0.00	672.21	510.68	486.23	290.96
Cortese	1,100.00	0.00	0.00	0.00	0.00	0.00	0.00	0.00	0.00	0.00
Emerald Riesling	0.00	0.00	0.00	0.00	0.00	0.00	0.00	0.00	0.00	0.00
Flora	0.00	0.00	0.00	1,623.60	0.00	0.00	0.00	0.00	0.00	0.00
French Colombard	865.69	0.00	523.06	0.00	475.00	0.00	0.00	0.00	246.40	0.00
Gewurztraminer	1,229.10	1,550.00	1,719.35	1,218.03	0.00	1,100.00	829.62	810.50	677.33	0.00
Gray Riesling *	0.00	0.00	1,350.00	0.00	0.00	0.00	0.00	0.00	0.00	0.00
Grenache Blanc	1,200.00	2,000.00	2,500.00	1,800.00	0.00	0.00	1,739.64	1,512.80	1,270.22	1,290.39
Gruener Veltliner	0.00	0.00	1,700.00	1,500.00	0.00	0.00	810.00	1,892.31	0.00	0.00
Malvasia Bianca	0.00	0.00	1,542.34	1,400.00	0.00	837.97	1,100.78	983.63	600.00	350.00
Marsanne	4,000.00	0.00	2,108.23	3,878.02	0.00	1,250.74	1,045.94	1,674.38	1,500.00	1,334.29
Melon	0.00	0.00	1,998.42	0.00	0.00	0.00	0.00	0.00	0.00	0.00
Moscato Gaillo *	0.00	0.00	0.00	0.00	0.00	0.00	0.00	1,868.42	0.00	1,200.00
Muscat Blanc *	1,029.74	1,117.57	1,941.23	1,926.23	1,418.96	1,277.78	1,198.59	1,061.54	0.00	899.84
Muscat Orange	1,327.71	900.00	0.00	0.00	0.00	2,500.00	891.82	1,265.30	0.00	1,018.49
Muscat of Alexandria	0.00	0.00	2,250.00	0.00	0.00	0.00	0.00	0.00	354.47	0.00
Palomino *	0.00	0.00	1,300.00	0.00	0.00	2,000.00	0.00	0.00	0.00	0.00
Picpoul Blanc	0.00	0.00	2,500.00	0.00	0.00	0.00	0.00	1,938.46	0.00	0.00
Pinot Blanc	1,303.64	1,100.00	1,767.14	1,662.79	0.00	1,136.36	917.08	1,631.84	0.00	0.00
Pinot Gris *	1,200.45	1,000.00	1,695.78	1,626.62	630.79	555.93	993.13	928.86	399.83	850.57
Ribolla Gialla *	0.00	0.00	0.00	2,692.31	0.00	0.00	0.00	0.00	0.00	0.00
Roussanne	1,640.68	0.00	1,877.80	7,000.00	0.00	1,603.07	1,834.77	1,945.48	3,084.00	1,316.51
Sauvignon Blanc	1,004.07	857.30	1,316.44	1,809.93	405.10	438.91	837.04	842.08	442.58	668.38
Sauvignon Musque	1,150.00	950.00	1,548.51	2,073.69	858.50	400.00	1,272.16	1,000.00	0.00	0.00
Sauvignon Vert *	0.00	0.00	1,777.42	1,859.18	0.00	0.00	0.00	0.00	0.00	0.00
Scheurebe	0.00	0.00	0.00	0.00	0.00	0.00	0.00	0.00	0.00	0.00
Semillon	1,086.32	995.84	2,579.00	2,726.55	0.00	932.73	1,320.80	967.14	1,200.00	799.01
St. Emilion *	0.00	0.00	0.00	0.00	0.00	0.00	0.00	1,400.00	0.00	0.00
Symphony	0.00	0.00	0.00	0.00	350.00	0.00	0.00	0.00	365.00	400.00
Tocai Friulano	1,035.85	0.00	2,027.70	1,800.00	0.00	0.00	1,100.00	1,609.97	0.00	0.00
Torrontes	0.00	0.00	0.00	0.00	0.00	0.00	0.00	0.00	0.00	0.00
Triplett Blanc	0.00	0.00	0.00	0.00	0.00	0.00	0.00	0.00	0.00	0.00
Verdelho	0.00	0.00	0.00	0.00	2,000.00	0.00	0.00	1,478.85	0.00	773.96
Vermentino *	0.00	1,300.00	1,609.38	1,500.00	0.00	0.00	1,300.00	1,465.85	0.00	1,564.86
Vernaccia	0.00	0.00	2,234.38	0.00	0.00	0.00	0.00	0.00	0.00	0.00
Viognier	1,202.93	1,409.41	2,313.19	2,529.72	613.81	902.22	1,766.23	1,519.56	675.09	1,250.28
White Riesling *	1,629.84	1,153.42	2,425.53	2,378.89	1,171.42	1,400.00	836.05	949.48	0.00	0.00
Other White 1/	200.00	850.00	2,242.81	2,940.20	0.00	624.07	3,200.00	1,600.85	800.00	0.00
Total White	995.52	907.20	1,770.37	2,098.48	599.86	663.91	912.49	1,107.35	421.29	872.66

**TABLE 6: WEIGHTED AVERAGE GROWER RETURNS PER TON DELIVERED BASIS PURCHASED FOR
WINE, CONCENTRATE, JUICE, VINEGAR, AND BEVERAGE BRANDY BY CALIFORNIA PROCESSORS
FROM THE 2010 CROP BY TYPE, VARIETY, AND REPORTING DISTRICT WHERE GROWN, WITH COMPARISONS**

Type and Variety	11	12	13	14	15	16	17	2010 State Total	2009 State Total
	Dollars								
RAISIN GRAPES:									
Diamond Muscat	0.00	0.00	347.42	0.00	0.00	0.00	0.00	347.42	300.00
Dovine	0.00	0.00	190.00	0.00	0.00	0.00	0.00	190.00	165.00
Fiesta	0.00	0.00	196.09	181.00	0.00	0.00	0.00	196.06	166.18
Selma Pete	0.00	0.00	190.00	0.00	0.00	0.00	0.00	190.00	165.00
Thompson Seedless	0.00	209.51	210.75	215.01	0.00	0.00	0.00	211.64	171.93
Total Raisin	0.00	209.51	208.30	214.89	0.00	0.00	0.00	209.32	171.02
TABLE GRAPES:									
Autumn Royal	0.00	0.00	156.16	166.00	0.00	0.00	0.00	165.32	126.99
Autumn Seedless	0.00	0.00	0.00	0.00	0.00	0.00	0.00	0.00	149.50
Blanc Seedless	0.00	0.00	0.00	170.00	0.00	0.00	0.00	170.00	0.00
Calmeria	0.00	0.00	0.00	178.00	0.00	0.00	0.00	178.00	130.65
Christmas Rose	0.00	0.00	0.00	0.00	0.00	0.00	0.00	0.00	149.50
Crimson Seedless *	0.00	0.00	154.24	168.32	0.00	0.00	0.00	168.14	140.83
Emerald Seedless *	0.00	0.00	0.00	174.40	0.00	0.00	0.00	174.40	145.69
Emperor	0.00	0.00	0.00	168.00	0.00	0.00	0.00	168.00	0.00
Flame Seedless *	0.00	0.00	194.52	182.03	0.00	0.00	0.00	183.42	146.56
Flame Tokay	197.94	0.00	0.00	0.00	0.00	0.00	0.00	197.94	192.43
Italia *	0.00	0.00	0.00	175.00	0.00	0.00	0.00	175.00	143.65
Malaga *	0.00	0.00	156.69	0.00	0.00	0.00	0.00	156.69	165.00
Marroo Seedless	0.00	0.00	0.00	0.00	0.00	0.00	0.00	0.00	139.47
Princess *	0.00	0.00	0.00	173.00	0.00	0.00	0.00	177.41	152.27
Red Globe *	0.00	0.00	163.30	164.68	0.00	0.00	0.00	164.56	139.51
Ribier	0.00	0.00	0.00	0.00	0.00	0.00	0.00	0.00	149.50
Rouge	0.00	0.00	0.00	158.00	0.00	0.00	0.00	158.00	0.00
Ruby Seedless *	0.00	0.00	187.77	178.82	0.00	0.00	0.00	183.47	144.80
Scarlet Royal	0.00	0.00	0.00	198.00	0.00	0.00	0.00	198.00	0.00
Summer Muscat	0.00	0.00	400.00	0.00	0.00	0.00	0.00	400.00	400.00
Summer Royal	0.00	0.00	0.00	184.00	0.00	0.00	0.00	184.00	0.00
Other Table 1/	0.00	0.00	175.55	173.42	100.00	0.00	0.00	174.88	141.38
Total Table	197.94	0.00	175.79	171.55	100.00	0.00	0.00	173.81	143.10
WINE GRAPES (WHITE):									
Albarino	886.67	0.00	334.78	0.00	0.00	0.00	580.96	963.16	1,634.14
Arneis	0.00	0.00	0.00	0.00	0.00	0.00	0.00	2,031.18	1,776.16
Burger *	200.00	187.67	175.00	185.00	0.00	0.00	0.00	178.62	178.35
Chardonnay *	445.53	376.66	331.15	306.71	811.69	1,285.26	514.08	715.22	757.82
Chenin Blanc	294.38	284.75	249.66	241.75	0.00	0.00	372.62	282.12	269.26
Cortese	0.00	0.00	0.00	0.00	0.00	0.00	0.00	1,100.00	1,100.00
Emerald Riesling	0.00	0.00	0.00	320.25	0.00	0.00	0.00	320.25	338.69
Flora	0.00	0.00	0.00	0.00	0.00	0.00	0.00	1,623.60	2,204.60
French Colombard	277.21	250.64	241.35	237.95	0.00	0.00	0.00	241.78	228.39
Gewurztraminer	493.54	400.00	0.00	0.00	0.00	0.00	607.80	755.83	782.26
Gray Riesling *	550.00	0.00	0.00	0.00	0.00	0.00	0.00	658.76	0.00
Grenache Blanc	511.41	0.00	0.00	0.00	0.00	0.00	0.00	1,453.64	1,376.68
Gruener Veltliner	0.00	0.00	0.00	0.00	0.00	0.00	500.00	776.25	832.64
Malvasia Bianca	348.61	357.62	415.39	0.00	0.00	1,800.00	0.00	466.08	374.74
Marsanne	565.84	0.00	800.00	0.00	0.00	0.00	400.00	1,206.63	1,183.59
Melon	0.00	0.00	0.00	0.00	0.00	0.00	0.00	1,998.42	1,998.64
Moscato Gaillo *	630.93	0.00	0.00	0.00	0.00	0.00	0.00	820.05	568.29
Muscat Blanc *	480.25	550.00	450.06	411.28	1,000.00	1,245.40	607.57	580.31	596.72
Muscat Orange	502.27	471.69	453.91	0.00	0.00	0.00	500.00	531.78	520.64
Muscat of Alexandria	378.09	450.00	360.83	357.65	0.00	0.00	0.00	359.44	310.27
Palomino *	0.00	0.00	226.14	0.00	258.82	450.00	0.00	249.92	194.99
Picpoul Blanc	0.00	0.00	0.00	0.00	0.00	0.00	0.00	2,229.63	0.00
Pinot Blanc	0.00	0.00	0.00	0.00	0.00	0.00	0.00	1,445.78	1,286.48
Pinot Gris *	468.33	347.82	360.87	304.62	0.00	1,345.60	585.28	447.81	558.81
Ribolla Gialla *	0.00	0.00	0.00	0.00	0.00	0.00	0.00	2,692.31	2,736.49
Roussanne	704.22	0.00	781.25	0.00	0.00	1,272.69	0.00	1,719.09	1,877.40
Sauvignon Blanc	425.90	321.66	300.83	298.24	0.00	1,117.27	449.24	705.44	714.78
Sauvignon Musque	0.00	0.00	0.00	0.00	0.00	0.00	0.00	1,481.24	1,562.03
Sauvignon Vert *	0.00	0.00	0.00	0.00	0.00	0.00	0.00	1,827.50	1,689.56
Scheurebe	0.00	0.00	0.00	0.00	0.00	0.00	0.00	0.00	1,400.00
Semillon	416.26	300.00	316.15	0.00	0.00	0.00	394.50	618.25	608.13
St. Emilion *	700.00	0.00	0.00	0.00	0.00	0.00	0.00	1,194.12	496.71
Symphony	391.70	400.00	365.21	400.00	0.00	0.00	372.02	381.16	325.42
Tocai Friulano	0.00	0.00	500.00	0.00	0.00	0.00	0.00	1,459.36	1,516.07
Torrantes	1,113.66	0.00	0.00	0.00	0.00	0.00	0.00	1,113.66	1,088.48
Triplett Blanc	0.00	240.00	209.93	275.00	0.00	0.00	0.00	214.67	229.63
Verdelho	993.65	0.00	273.26	0.00	0.00	0.00	500.00	879.41	552.38
Vermentino *	502.41	0.00	0.00	0.00	0.00	1,550.00	0.00	659.47	888.15
Vernaccia	0.00	0.00	0.00	0.00	0.00	0.00	0.00	2,234.38	2,319.37
Viognier	516.70	394.70	409.66	0.00	0.00	1,255.99	548.75	648.92	646.75
White Riesling *	517.44	450.82	357.77	404.00	0.00	1,039.89	613.89	743.52	891.76
Other White 1/	300.00	210.00	203.44	181.32	0.00	0.00	0.00	537.27	348.07
Total White	443.02	347.78	267.95	292.43	479.63	1,236.81	495.42	500.37	535.55

TABLE 6: WEIGHTED AVERAGE GROWER RETURNS PER TON DELIVERED BASIS PURCHASED FOR WINE, CONCENTRATE, JUICE, VINEGAR, AND BEVERAGE BRANDY BY CALIFORNIA PROCESSORS FROM THE 2010 CROP BY TYPE, VARIETY, AND REPORTING DISTRICT WHERE GROWN, WITH COMPARISONS

Type and Variety	1	2	3	4	5	6	7	8	9	10
	Dollars									
WINE GRAPES (RED):										
Aglianico	1,475.00	0.00	0.00	3,600.00	0.00	0.00	0.00	1,544.70	800.00	1,023.16
Aleatico	0.00	0.00	2,846.63	0.00	0.00	0.00	0.00	0.00	0.00	0.00
Alicante Bouschet *	1,035.79	0.00	2,393.13	0.00	0.00	857.02	0.00	2,119.39	0.00	859.97
Alvarelhao	0.00	0.00	0.00	0.00	0.00	0.00	0.00	1,700.00	0.00	1,185.71
Arinarnoa	0.00	0.00	0.00	0.00	0.00	0.00	0.00	0.00	0.00	0.00
Barbera	1,263.71	1,203.30	1,897.44	2,631.02	0.00	1,052.43	913.24	1,294.91	498.28	1,121.27
Beclan	0.00	0.00	0.00	0.00	0.00	0.00	0.00	0.00	0.00	1,000.00
Blaufraenkisch *	0.00	0.00	0.00	3,000.00	0.00	0.00	0.00	1,500.00	0.00	0.00
Cabernet Franc	1,441.90	1,433.76	2,166.55	5,300.43	680.00	1,916.50	1,028.08	1,103.52	635.62	941.62
Cabernet Sauvignon	1,144.01	1,309.78	2,081.67	4,477.58	1,178.30	1,101.35	848.59	965.08	487.53	1,132.54
Carignane	707.07	2,500.00	1,948.24	2,782.10	500.00	1,255.99	1,090.91	1,834.09	0.00	1,406.23
Carmenere	1,200.00	0.00	0.00	0.00	0.00	1,500.00	0.00	1,350.00	0.00	1,000.00
Carmine	0.00	0.00	0.00	0.00	0.00	0.00	0.00	0.00	600.00	0.00
Carnelian	0.00	0.00	0.00	0.00	0.00	0.00	0.00	0.00	0.00	0.00
Centurian	0.00	0.00	0.00	0.00	0.00	0.00	0.00	0.00	0.00	0.00
Charbono	746.30	0.00	0.00	2,444.08	800.00	1,000.00	0.00	0.00	0.00	1,100.59
Ciliegiolo	0.00	0.00	0.00	0.00	0.00	0.00	0.00	0.00	0.00	0.00
Cinsaut *	0.00	0.00	2,045.57	606.68	0.00	765.88	1,200.00	1,581.03	831.00	1,009.90
Colorino	0.00	0.00	0.00	0.00	0.00	0.00	0.00	0.00	0.00	0.00
Counoise	0.00	1,400.00	0.00	0.00	0.00	0.00	0.00	1,956.24	1,280.00	1,600.00
Dolcetto	1,318.95	0.00	1,842.34	1,056.98	500.00	2,900.00	0.00	1,498.50	0.00	1,282.59
Dornfelder	0.00	0.00	0.00	0.00	0.00	0.00	700.00	0.00	0.00	0.00
Early Burgundy	0.00	0.00	0.00	4,000.00	0.00	0.00	0.00	0.00	0.00	0.00
Fer Servadou	0.00	0.00	0.00	0.00	0.00	0.00	0.00	0.00	0.00	0.00
Freisa	0.00	0.00	0.00	0.00	0.00	0.00	0.00	1,600.00	0.00	1,000.00
Gamay (Napa) *	1,178.89	0.00	1,163.66	1,536.39	1,128.50	0.00	1,000.00	602.15	0.00	0.00
Gamay Noir Au Jus Blanc	0.00	0.00	0.00	0.00	0.00	0.00	0.00	0.00	0.00	1,500.00
Graciano	0.00	0.00	0.00	2,700.00	0.00	0.00	1,722.22	2,000.00	0.00	1,590.12
Grand Noir	0.00	0.00	0.00	0.00	0.00	1,700.00	0.00	2,200.00	0.00	0.00
Grenache *	1,710.22	1,337.08	2,748.31	3,025.74	0.00	876.70	1,649.15	1,266.61	247.35	1,405.89
Lagrein	0.00	0.00	0.00	0.00	0.00	0.00	0.00	1,337.95	1,200.00	0.00
Malbec	1,391.41	1,605.67	2,430.83	3,547.24	727.82	2,386.40	1,093.11	1,142.83	1,376.47	1,292.60
Mataro *	2,500.00	1,744.86	2,509.58	3,355.00	0.00	1,623.28	3,054.22	1,635.06	1,412.96	1,342.52
Merlot	757.29	797.42	1,299.20	2,520.22	588.68	877.53	863.00	735.32	436.96	1,015.12
Meunier *	1,800.00	0.00	2,928.56	1,881.61	0.00	0.00	0.00	0.00	0.00	0.00
Mission	0.00	0.00	0.00	0.00	0.00	300.00	0.00	500.00	0.00	2,049.06
Montepulciano	1,500.00	1,300.00	2,640.35	0.00	500.00	1,200.00	0.00	0.00	0.00	1,000.00
Muscat Hamburg *	0.00	0.00	2,025.60	0.00	0.00	1,000.00	0.00	0.00	0.00	1,454.07
Nebbiolo	1,200.00	1,400.00	1,690.36	0.00	0.00	2,076.47	0.00	1,290.93	550.00	1,239.47
Negrette *	0.00	0.00	0.00	0.00	0.00	0.00	2,000.00	0.00	0.00	0.00
Negroamaro	1,218.99	0.00	0.00	0.00	0.00	0.00	0.00	820.00	800.00	0.00
Nero D'Avola *	1,200.00	0.00	0.00	0.00	0.00	0.00	0.00	0.00	0.00	0.00
Petit Verdot	1,385.61	1,614.36	2,468.94	4,971.56	1,730.61	1,434.65	1,248.72	1,253.43	1,500.00	1,166.71
Petite Sirah	1,279.71	1,430.87	2,379.76	3,099.46	814.51	903.82	973.80	1,105.93	566.03	1,159.52
Pfeffer Cabernet	0.00	0.00	0.00	0.00	0.00	0.00	1,400.00	0.00	0.00	0.00
Pinot Noir	2,340.55	1,484.93	2,818.95	2,471.96	853.71	1,763.32	1,491.09	2,469.08	638.55	1,442.55
Pinotage	1,611.74	0.00	0.00	0.00	0.00	0.00	0.00	0.00	0.00	1,401.07
Pommard	0.00	0.00	0.00	0.00	0.00	0.00	0.00	0.00	0.00	0.00
Primitivo	1,379.50	2,215.21	2,165.32	2,168.43	0.00	899.37	962.82	1,182.96	1,200.00	1,196.68
Refosco *	0.00	0.00	0.00	2,700.00	0.00	2,900.00	0.00	1,093.22	0.00	0.00
Royalty	0.00	0.00	0.00	0.00	0.00	0.00	0.00	0.00	0.00	0.00
Rubired *	0.00	0.00	0.00	0.00	0.00	0.00	0.00	0.00	0.00	0.00
Ruby Cabernet	0.00	0.00	0.00	0.00	0.00	600.00	900.00	0.00	0.00	0.00
Sagrantino	0.00	0.00	0.00	0.00	0.00	0.00	0.00	0.00	0.00	0.00
Salvador	0.00	0.00	0.00	0.00	0.00	0.00	0.00	0.00	0.00	0.00
Sangiovese *	1,257.33	1,300.00	2,251.89	2,563.81	0.00	1,473.16	913.95	1,290.15	500.00	1,110.08
Segalin	0.00	0.00	0.00	0.00	0.00	0.00	0.00	0.00	0.00	0.00
Souzao	0.00	685.71	0.00	0.00	0.00	0.00	1,000.00	1,570.02	0.00	1,019.89
Syrah *	1,044.35	889.81	2,009.86	3,032.54	711.85	982.07	865.11	974.52	418.00	1,210.60
Tannat	0.00	0.00	2,008.99	0.00	1,500.00	0.00	1,289.86	1,513.24	1,200.00	800.00
Tempranillo *	1,250.00	1,517.99	1,863.89	3,418.50	2,000.00	1,487.80	1,551.33	950.82	549.08	987.91
Teroldego	0.00	0.00	0.00	0.00	0.00	500.00	1,290.96	852.66	750.00	1,000.41
Tinta Barroca	1,250.00	0.00	0.00	0.00	0.00	0.00	0.00	0.00	0.00	0.00
Tinta Cao	1,250.00	1,200.00	1,977.50	2,527.59	0.00	0.00	1,100.00	1,767.11	0.00	1,157.29
Tinta Madeira	0.00	0.00	0.00	0.00	0.00	0.00	0.00	1,262.58	0.00	0.00
Touriga Francesca	1,250.00	0.00	0.00	2,500.00	0.00	0.00	1,000.00	0.00	0.00	0.00
Touriga Nacional *	1,250.00	965.22	1,722.86	2,700.00	0.00	1,400.00	1,308.96	1,823.19	0.00	1,279.49
Trousseau *	0.00	1,700.00	0.00	0.00	0.00	0.00	2,000.00	0.00	0.00	766.67
Zinfandel	1,332.85	1,298.64	2,261.86	2,778.68	373.54	1,416.07	702.78	1,062.82	325.28	1,062.81
Other Red 1/	1,512.00	2,000.00	2,849.01	2,000.00	0.00	600.00	944.41	576.64	0.00	823.00
Total Red	1,225.31	1,269.81	2,208.23	3,764.38	827.27	1,202.25	1,067.18	1,060.62	401.74	1,095.84
TOTAL WINE	1,119.37	1,131.93	2,008.43	3,243.66	679.26	989.47	984.28	1,072.08	411.12	1,071.43
TOTAL ALL VARIETIES	1,119.37	1,131.93	2,008.43	3,243.66	679.26	989.47	984.28	1,065.61	411.12	883.59

TABLE 6: WEIGHTED AVERAGE GROWER RETURNS PER TON DELIVERED BASIS PURCHASED FOR WINE, CONCENTRATE, JUICE, VINEGAR, AND BEVERAGE BRANDY BY CALIFORNIA PROCESSORS FROM THE 2010 CROP BY TYPE, VARIETY, AND REPORTING DISTRICT WHERE GROWN, WITH COMPARISONS

Type and Variety	11	12	13	14	15	16	17	2010 State Total	2009 State Total
	Dollars								
WINE GRAPES (RED):									
Aglianico	0.00	1,755.28	300.00	0.00	0.00	0.00	0.00	1,588.65	1,319.49
Aleatico	0.00	0.00	0.00	0.00	0.00	2,537.05	0.00	2,828.73	2,490.67
Alicante Bouschet *	469.22	0.00	229.06	334.29	0.00	447.27	750.00	319.60	331.43
Alvarelhao	1,036.17	0.00	0.00	0.00	0.00	0.00	0.00	1,309.52	930.30
Arinarnoa	0.00	0.00	300.00	0.00	0.00	0.00	0.00	300.00	350.00
Barbera	516.23	251.56	250.89	276.95	0.00	1,372.74	1,336.72	279.83	279.43
Beclan	0.00	0.00	0.00	0.00	0.00	0.00	0.00	1,000.00	0.00
Blaufraenkisch *	0.00	0.00	0.00	0.00	0.00	0.00	0.00	1,558.44	3,500.00
Cabernet Franc	389.76	0.00	344.81	255.22	0.00	1,300.30	813.12	1,531.03	1,542.57
Cabernet Sauvignon	503.11	421.79	356.79	392.29	555.56	1,168.33	618.90	1,024.86	1,078.09
Carignane	387.85	261.24	261.38	251.25	0.00	1,000.00	0.00	364.10	380.49
Carmenere	0.00	0.00	0.00	0.00	0.00	0.00	0.00	1,332.25	1,912.90
Carmine	0.00	0.00	0.00	0.00	0.00	0.00	0.00	600.00	600.00
Carnelian	197.00	0.00	245.86	245.27	0.00	0.00	0.00	245.31	250.00
Centurian	0.00	0.00	263.79	0.00	0.00	0.00	0.00	263.79	265.55
Charbono	700.00	0.00	350.00	0.00	0.00	0.00	0.00	1,435.88	1,533.78
Ciliegiolo	0.00	723.44	0.00	0.00	0.00	0.00	0.00	723.44	1,210.94
Cinsaut *	727.22	900.00	500.00	300.00	0.00	1,065.79	1,200.00	779.22	850.00
Colorino	0.00	1,136.41	0.00	0.00	0.00	0.00	0.00	1,136.41	1,576.82
Counoise	0.00	1,021.77	0.00	0.00	0.00	0.00	0.00	1,764.29	1,552.55
Dolcetto	100.00	0.00	0.00	0.00	0.00	800.00	0.00	1,303.97	1,499.45
Dornfelder	0.00	300.00	0.00	0.00	0.00	0.00	0.00	301.21	386.65
Early Burgundy	700.00	0.00	0.00	0.00	0.00	0.00	0.00	2,216.22	1,690.91
Fer Servadou	0.00	1,021.77	0.00	0.00	0.00	0.00	0.00	1,021.77	1,667.43
Freisa	0.00	1,029.04	0.00	0.00	0.00	0.00	0.00	1,212.67	1,436.63
Gamay (Napa) *	0.00	0.00	323.70	0.00	0.00	0.00	400.00	563.74	564.34
Gamay Noir Au Jus Blanc	0.00	0.00	0.00	0.00	0.00	0.00	0.00	1,500.00	1,500.00
Graciano	909.68	0.00	0.00	0.00	0.00	0.00	1,000.00	1,122.22	1,212.98
Grand Noir	0.00	0.00	0.00	0.00	0.00	0.00	0.00	2,026.09	1,600.00
Grenache *	515.43	310.35	251.10	249.11	243.48	1,259.00	650.95	306.77	291.33
Lagrein	0.00	0.00	0.00	0.00	0.00	0.00	0.00	1,337.23	1,577.35
Malbec	560.37	550.00	500.00	0.00	1,000.00	1,411.26	800.00	1,155.51	1,062.76
Mataro *	1,116.57	464.84	714.29	0.00	0.00	1,219.23	0.00	1,433.00	1,381.71
Merlot	479.40	377.74	338.34	313.63	1,000.00	1,014.96	549.34	612.48	625.64
Meunier *	0.00	0.00	0.00	0.00	0.00	0.00	0.00	2,540.48	2,717.65
Mission	0.00	0.00	182.48	175.00	175.00	0.00	0.00	183.62	177.66
Montepulciano	100.00	442.60	0.00	250.00	0.00	972.34	0.00	561.84	362.71
Muscat Hamburg *	700.00	707.66	420.93	0.00	0.00	0.00	0.00	674.55	622.14
Nebbiolo	1,250.00	0.00	355.79	0.00	0.00	1,600.00	0.00	1,212.69	1,527.79
Negrette *	0.00	0.00	0.00	0.00	0.00	0.00	0.00	2,000.00	1,874.32
Negroamaro	0.00	1,422.24	0.00	0.00	0.00	0.00	0.00	927.99	1,349.66
Nero D'Avola *	0.00	524.58	0.00	0.00	0.00	0.00	0.00	685.10	289.60
Petit Verdot	601.05	430.49	0.00	1,000.00	0.00	1,286.75	599.67	1,111.54	1,192.26
Petite Sirah	643.33	466.29	359.25	0.00	0.00	1,359.28	815.87	896.23	902.51
Pfeffer Cabernet	0.00	0.00	0.00	0.00	0.00	0.00	0.00	1,400.00	1,000.00
Pinot Noir	564.42	430.31	376.19	399.31	3,877.52	1,373.58	706.68	1,444.05	1,641.33
Pinotage	1,032.29	0.00	0.00	0.00	0.00	1,200.00	0.00	1,363.34	1,531.68
Pommard	0.00	0.00	0.00	0.00	0.00	0.00	0.00	0.00	4,500.00
Primitivo	787.36	0.00	220.00	0.00	0.00	1,100.00	1,000.00	1,156.29	1,233.96
Refosco *	300.00	0.00	0.00	0.00	0.00	0.00	0.00	406.12	458.29
Royalty	0.00	0.00	289.97	250.00	0.00	0.00	0.00	258.71	262.80
Rubired *	300.00	268.88	269.52	264.69	0.00	0.00	0.00	268.41	269.19
Ruby Cabernet	347.48	257.67	255.70	275.95	0.00	0.00	0.00	261.61	258.14
Sagrantino	0.00	1,257.29	0.00	0.00	0.00	0.00	0.00	1,257.29	1,095.81
Salvador	0.00	0.00	0.00	290.00	0.00	1,000.00	0.00	291.34	297.25
Sangiovese *	350.04	0.00	240.02	250.00	0.00	1,340.19	0.00	822.90	888.55
Segalin	0.00	0.00	350.00	0.00	0.00	0.00	0.00	350.00	350.00
Souzao	651.64	600.00	324.95	0.00	0.00	0.00	0.00	515.31	534.85
Syrah *	451.87	379.76	336.00	300.05	200.00	1,258.11	564.63	607.07	660.56
Tannat	599.69	419.48	500.00	0.00	0.00	0.00	0.00	618.04	539.63
Tempranillo *	649.69	915.15	314.42	275.00	0.00	1,385.54	965.95	454.37	470.57
Teroldego	642.08	0.00	500.00	0.00	0.00	0.00	1,153.21	752.63	693.21
Tinta Barroca	0.00	0.00	0.00	0.00	0.00	0.00	0.00	1,250.00	1,250.00
Tinta Cao	100.00	0.00	331.41	0.00	0.00	0.00	0.00	419.51	448.08
Tinta Madeira	0.00	0.00	700.00	0.00	0.00	0.00	0.00	739.18	746.70
Touriga Francesca	1,011.22	0.00	0.00	0.00	0.00	0.00	0.00	1,208.42	825.36
Touriga Nacional *	616.91	1,593.33	355.31	0.00	0.00	0.00	0.00	608.57	607.31
Trousseau *	0.00	350.00	0.00	0.00	0.00	0.00	0.00	690.99	1,187.16
Zinfandel	447.33	294.77	255.99	274.84	455.79	1,232.79	334.18	441.42	464.00
Other Red 1/	337.09	267.68	172.06	167.41	0.00	0.00	0.00	183.76	185.52
Total Red	483.80	369.63	276.87	287.96	808.17	1,192.47	602.54	625.19	670.54
TOTAL WINE	469.29	359.98	272.97	290.05	792.58	1,206.76	524.92	571.88	612.03
TOTAL ALL VARIETIES	468.84	359.49	262.55	279.2	787.14	1,206.76	524.92	543.03	574.46

* Synonyms for variety names are shown on Page 5.
1/ Other categories include minor and mixed varieties.

**TABLE 7: TONS OF GRAPES PURCHASED BY CALIFORNIA WINERIES AS DISTILLING MATERIAL
OTHER THAN BEVERAGE BRANDY FROM THE 2010 CROP BY TYPE AND VARIETY, WITH COMPARISONS**

Type and Variety	Distilling Material Purchased		Average Degrees Brix Distilling		Average Price Per Ton	
	2010	2009	2010	2009	2010	2009
	Tons		Degrees Brix		Dollars	
WINE GRAPES (WHITE):						
Chardonnay *	16.3	0.0	25.1	0.0	225.00	0.00
Pinot Gris *	0.0	5.2	0.0	21.9	0.00	80.70
Total White	16.3	5.2	25.1	21.9	225.00	80.70
TOTAL WINE	16.3	5.2	25.1	21.9	225.00	80.70
TOTAL ALL VARIETIES	16.3	5.2	25.1	21.9	225.00	80.70

* Synonyms for variety names are shown on Page 5.

1/ Other categories include minor and mixed varieties.

TABLE 8: BASE PRICE PAID TO GROWERS FOR GRAPES CRUSHED AND DELIVERED TO CALIFORNIA PROCESSORS FROM THE 2010 CROP WITH BRIX FACTORS AND PURCHASED TONNAGE, BY TYPE, VARIETY, REPORTING DISTRICT WHERE GROWN, AND WEIGHTED AVERAGE BASE PRICE.

District, Type, and Variety	Base Price	Brix	Tons	District, Type, and Variety	Base Price	Brix	Tons
	Per Ton	Factors			Per Ton	Factors	
	Dollars	Code a/			Dollars	Code a/	
DISTRICT 1					1,550.06	007900	48.7
WINE GRAPES (WHITE)					1,600.00	000100	21.4
Albarino	2,200.00	000100	1.3		1,700.00	000100	15.7
	2,250.00	000100	2.2		1,900.00	021200	16.8
Wtd. Avg. Base & Total Tons	2,231.43		3.5		1,960.28	000100	16.1
					1,965.86	000100	9.2
Arneis	1,100.00	000100	8.2		1,978.00	000100	37.6
Wtd. Avg. Base & Total Tons	1,100.00		8.2		2,000.00	000100	35.3
					2,000.00	017000	3.9
Chardonnay *	200.00	000100	36.7		2,450.00	021200	7.2
	300.00	000100	23.9		2,500.00	000100	3.6
	343.40	000100	48.4		2,500.00	011400	30.6
	400.00	000100	511.6		2,500.00	020800	2.1
	450.00	000100	118.5		2,700.00	018000	5.2
	454.66	000100	258.6		2,734.00	000100	14.0
	500.00	000100	1,295.4		2,800.00	000100	6.6
	500.00	013600	320.6		3,000.00	000100	48.0
	500.00	015700	328.2		3,000.00	021200	8.4
	550.00	000100	400.6		3,290.09	000100	10.6
	600.00	000100	44.4		3,800.00	000100	5.6
	600.00	013600	36.8		4,500.00	000100	4.9
	628.20	000100	105.5		4,500.00	014100	2.8
	675.00	000100	23.3	Wtd. Avg. Base & Total Tons	969.31		14,928.6
	700.00	013600	1.0				
	750.00	000100	12.8	Chenin Blanc	500.00	013600	13.8
	769.96	000100	138.4		874.00	000100	35.4
	850.00	000100	136.7		900.00	000100	13.6
	880.88	000100	145.5		1,050.00	000100	16.4
	898.29	000100	46.0		1,100.00	000100	2.1
	900.00	000100	618.1		1,111.00	000100	27.2
	900.00	024500	13.9	Wtd. Avg. Base & Total Tons	920.08		108.5
	919.57	000100	20.1				
	950.00	000100	1,484.5	Cortese	1,100.00	000100	8.5
	950.00	008303	3.0	Wtd. Avg. Base & Total Tons	1,100.00		8.5
	950.00	024500	62.6				
	950.00	045250	111.7	French Colombard	300.00	013600	3.1
	958.14	000100	63.3		808.00	000100	32.9
	969.40	000100	166.4		850.00	000100	33.8
	997.50	000100	132.3		900.00	000100	8.6
	1,000.00	000100	1,675.9		950.00	000100	46.1
	1,000.00	013600	5.0	Wtd. Avg. Base & Total Tons	865.69		124.5
	1,000.00	017200	761.7				
	1,000.00	024500	159.3	Gewurztraminer	700.00	000100	12.1
	1,050.00	000100	331.9		800.00	013600	9.5
	1,050.00	017000	32.2		900.00	000100	29.1
	1,054.00	013800	247.6		1,135.00	000100	101.2
	1,065.00	000100	77.1		1,135.85	000100	201.0
	1,100.00	000100	876.8		1,200.00	000100	16.9
	1,122.86	000100	89.8		1,300.00	000100	21.5
	1,144.63	000100	100.3		1,600.00	000100	5.0
	1,147.82	000100	94.9		1,768.00	000100	14.8
	1,150.00	000100	84.6		1,800.00	000100	25.7
	1,154.29	000100	8.6		1,800.00	017000	3.5
	1,155.00	022900	16.7		1,800.00	020800	1.5
	1,182.17	000100	44.9		1,850.00	000100	7.1
	1,185.74	000100	140.6		1,995.00	000100	9.7
	1,197.72	000100	214.5		2,000.00	000100	7.3
	1,200.00	000100	330.7		2,000.00	020800	3.2
	1,200.00	017000	209.0	Wtd. Avg. Base & Total Tons	1,229.10		469.1
	1,207.00	000100	36.0				
	1,250.00	000100	364.0	Grenache Blanc	1,200.00	000100	2.2
	1,268.00	000100	22.9	Wtd. Avg. Base & Total Tons	1,200.00		2.2
	1,300.00	000100	330.0				
	1,300.00	007900	38.6	Marsanne	4,000.00	000100	3.2
	1,300.00	027100	58.2	Wtd. Avg. Base & Total Tons	4,000.00		3.2
	1,300.39	000100	152.8				
	1,319.37	020800	509.5	Muscat Blanc *	700.00	024500	29.5
	1,348.26	000100	249.1		1,000.00	000100	20.7
	1,400.00	000100	12.0		1,100.00	000100	37.7
	1,401.80	000100	444.0		1,100.00	020600	25.3
	1,407.12	007900	46.1		1,200.00	000100	6.1
	1,470.21	000100	91.1		1,528.90	000100	9.0
	1,531.37	000100	9.1		1,800.00	000100	0.5

TABLE 8: BASE PRICE PAID TO GROWERS FOR GRAPES CRUSHED AND DELIVERED TO CALIFORNIA PROCESSORS FROM THE 2010 CROP WITH BRIX FACTORS AND PURCHASED TONNAGE, BY TYPE, VARIETY, REPORTING DISTRICT WHERE GROWN, AND WEIGHTED AVERAGE BASE PRICE.

District, Type, and Variety	Base Price	Brix	Tons	District, Type, and Variety	Base Price	Brix	Tons
	Per Ton	Factors			Per Ton	Factors	
	Dollars	Code a/			Dollars	Code a/	
DISTRICT 1 (Cont'd)				Wtd. Avg. Base & Total Tons	1,150.00		96.9
Muscat Blanc (Cont'd)				Semillon	1,000.00	000100	16.1
Wtd. Avg. Base & Total Tons	1,029.74		128.8		1,100.00	009300	9.7
Muscat Orange	1,000.00	025100	3.0		1,500.00	000100	1.3
	1,400.00	000100	13.6		1,600.00	000100	1.4
Wtd. Avg. Base & Total Tons	1,327.71		16.6	Wtd. Avg. Base & Total Tons	1,086.32		28.5
Pinot Blanc	950.00	017000	10.0	Tocai Friulano	1,000.00	000100	6.8
	1,100.00	000100	12.9		1,100.00	000100	3.8
	1,135.11	020800	36.7	Wtd. Avg. Base & Total Tons	1,035.85		10.6
	1,200.00	000100	5.1	Viognier	600.00	000100	5.8
	3,254.70	011400	6.6		900.00	000100	22.3
Wtd. Avg. Base & Total Tons	1,303.64		71.3		1,000.00	000100	26.0
Pinot Gris *	550.00	000100	74.1		1,100.00	000100	13.6
	1,000.00	000100	122.9		1,100.00	011400	14.0
	1,150.00	000100	15.1		1,150.00	000100	192.9
	1,200.00	000100	0.7		1,163.34	008303	4.0
	1,400.00	017000	4.5		1,163.34	020800	33.0
	1,469.84	007900	24.4		1,200.00	020800	4.8
	1,500.00	013400	1.8		1,600.00	000100	5.7
	1,600.00	000100	25.6		1,600.00	000100	5.7
	1,642.00	000100	21.9		1,800.00	024800	4.1
	1,800.00	000100	4.8		2,200.00	000100	0.8
	1,800.00	017000	4.9		3,500.00	000100	7.4
	1,850.00	000100	2.9		4,000.00	000100	2.7
	2,000.00	000100	5.4	Wtd. Avg. Base & Total Tons	1,202.93		337.1
	2,200.00	000100	13.9	White Riesling *	1,400.00	000100	5.1
	2,205.00	000100	6.6		1,500.00	000100	36.6
	3,254.70	011400	6.4		1,537.18	000100	10.3
Wtd. Avg. Base & Total Tons	1,200.45		335.9		1,550.00	000100	4.0
Roussanne	1,100.00	000100	9.6		1,650.00	000100	10.1
	4,000.00	000100	1.1		1,700.00	000100	13.6
	4,000.00	013100	1.1		1,800.00	000100	35.5
Wtd. Avg. Base & Total Tons	1,640.68		11.8	Wtd. Avg. Base & Total Tons	1,629.84		115.2
Sauvignon Blanc	350.00	000100	75.0	Other White b/	200.00	011300	0.2
	500.00	000100	21.3	Wtd. Avg. Base & Total Tons	200.00		0.2
	500.00	013600	23.2	WINE GRAPES (RED)			
	600.00	000100	52.6	Aglianico	1,475.00	021000	5.0
	600.00	013600	100.0	Wtd. Avg. Base & Total Tons	1,475.00		5.0
	700.00	013600	9.3	Alicante Bouschet *	1,000.00	000100	5.1
	750.00	000100	106.0		1,340.00	014100	0.6
	800.00	000100	129.5	Wtd. Avg. Base & Total Tons	1,035.79		5.7
	800.00	013600	16.1	Barbera	1,150.81	000100	45.9
	811.00	000100	51.8		1,200.00	000100	41.3
	879.90	000100	227.9		1,200.00	021000	11.0
	1,000.00	000100	95.8		1,200.00	024800	3.2
	1,000.00	013600	17.5		1,393.00	021000	29.0
	1,010.00	013800	191.2		1,400.00	000100	10.4
	1,025.44	024800	5.1		1,400.00	018000	7.3
	1,050.00	000100	175.5		1,600.00	014100	7.6
	1,050.00	020800	151.4	Wtd. Avg. Base & Total Tons	1,263.71		155.7
	1,100.00	000100	34.2	Cabernet Franc	1,200.00	009500	5.8
	1,132.68	000100	100.5		1,450.00	024500	1.9
	1,150.00	000100	288.3		1,463.12	000100	62.4
	1,192.12	000100	149.3		1,463.12	008303	3.0
	1,200.00	000100	48.1	Wtd. Avg. Base & Total Tons	1,441.90		73.1
	1,217.00	000100	98.4	Cabernet Sauvignon	100.00	014100	57.3
	1,285.66	000100	4.2		397.75	000100	94.2
	1,300.00	000100	140.4		400.00	000100	8.9
	1,400.00	000100	38.2		550.00	000100	36.8
	1,426.68	000100	29.9		560.00	000100	25.0
	1,459.00	000100	20.5		570.00	000100	64.1
	1,500.00	000100	3.4		600.00	000100	221.9
	1,596.00	000100	1.7		600.00	064800	67.6
	1,600.00	000100	3.9		650.00	000100	233.3
	1,750.00	000100	12.5				
	1,850.00	017200	5.0				
Wtd. Avg. Base & Total Tons	1,004.07		2,427.7				
Sauvignon Musque	1,150.00	000100	96.9				

TABLE 8: BASE PRICE PAID TO GROWERS FOR GRAPES CRUSHED AND DELIVERED TO CALIFORNIA PROCESSORS FROM THE 2010 CROP WITH BRIX FACTORS AND PURCHASED TONNAGE, BY TYPE, VARIETY, REPORTING DISTRICT WHERE GROWN, AND WEIGHTED AVERAGE BASE PRICE.

District, Type, and Variety	Base Price	Brix	Tons	District, Type, and Variety	Base Price	Brix	Tons
	Per Ton	Factors			Per Ton	Factors	
	Dollars	Code a/			Dollars	Code a/	
DISTRICT 1 (Cont'd)							
Cabernet Sauvignon (Cont'd)	700.00	013600	151.1		1,000.00	018000	18.9
	750.00	000100	13.0		1,000.00	020600	1.5
	800.00	000100	250.7		1,000.00	021000	15.2
	800.00	021000	18.6		1,074.42	000100	20.2
	800.00	024500	5.0		1,100.00	021000	8.3
	900.00	000100	379.0		1,100.00	021100	42.3
	900.00	024500	206.4		1,200.00	000100	1.6
	956.22	000100	80.1		1,340.00	014100	1.5
	1,000.00	000100	653.9		1,400.00	000100	8.8
	1,050.00	000100	80.9		1,450.00	000100	3.8
	1,085.78	000100	225.3		1,500.00	000100	2.7
	1,100.00	000100	284.0	Wtd. Avg. Base & Total Tons	726.06		896.6
	1,100.00	020800	50.8	Carmenere	1,200.00	009500	1.7
	1,150.00	020800	220.1	Wtd. Avg. Base & Total Tons	1,200.00		1.7
	1,200.00	000100	515.0	Charbono	500.00	000100	2.0
	1,200.00	009500	12.4		1,450.00	000100	0.7
	1,200.00	017800	22.4	Wtd. Avg. Base & Total Tons	746.30		2.7
	1,201.57	000100	87.0	Dolcetto	1,200.00	000100	9.4
	1,250.00	000100	3.0		1,200.00	021000	25.1
	1,252.00	014100	333.4		1,300.00	000100	3.5
	1,300.00	000100	452.5		1,300.00	021000	10.0
	1,300.00	024500	17.1		1,393.00	021000	1.6
	1,335.08	017400	50.3		1,500.00	000100	9.1
	1,340.66	000100	21.7	Wtd. Avg. Base & Total Tons	1,664.00	014100	58.7
	1,350.00	000100	54.0	Gamay (Napa) *	800.00	000100	15.3
	1,350.00	024500	113.3		875.00	000100	2.0
	1,363.00	021000	112.0		1,000.00	000100	1.0
	1,400.00	000100	191.5	Wtd. Avg. Base & Total Tons	1,800.00	011400	10.6
	1,400.00	020800	80.3		1,178.89		28.9
	1,400.00	021000	14.2	Grenache *	800.00	011400	5.3
	1,400.00	025100	40.7		1,000.00	000100	7.4
	1,450.00	000100	163.1		1,000.00	017600	1.4
	1,450.00	021000	31.9		1,100.00	000100	2.8
	1,450.00	024500	20.4		1,200.00	000100	10.0
	1,468.59	000100	94.7		1,300.00	024500	7.8
	1,475.00	000100	26.6		1,400.00	000100	6.1
	1,475.19	000100	112.9		1,400.00	018000	3.0
	1,500.00	000100	395.9		1,424.00	021000	24.5
	1,500.00	019200	48.7		1,450.00	000100	0.8
	1,575.67	000100	67.0		1,500.00	000100	4.9
	1,700.00	000100	69.0		1,500.00	021000	2.9
	1,800.00	000100	40.6		1,516.24	000100	11.7
	1,800.00	021000	1.0		1,650.00	000100	5.5
	2,200.00	000100	18.5		1,785.00	000100	4.7
	2,646.00	000100	5.0		2,000.00	000100	1.0
	2,964.87	000100	91.1		2,200.00	002200	1.7
	4,205.00	000100	16.2		2,500.00	000100	38.1
Wtd. Avg. Base & Total Tons	1,144.69		6,751.4	Wtd. Avg. Base & Total Tons	1,710.22		144.1
Carignane	190.00	000100	57.2	Malbec	1,200.00	009500	12.2
	450.00	013600	5.9		1,439.00	021000	15.0
	475.00	000100	17.0		1,450.00	000100	6.9
	500.00	000100	0.6		2,000.00	000100	2.0
	500.00	013600	114.6	Wtd. Avg. Base & Total Tons	1,391.41		36.1
	550.00	013600	118.7	Mataro *	2,500.00	021800	1.1
	600.00	000100	15.9	Wtd. Avg. Base & Total Tons	2,500.00		1.1
	600.00	001800	1.0	Merlot	462.26	000100	246.5
	700.00	000100	48.5		500.00	000100	1,445.6
	700.00	013200	6.3		500.00	013600	142.7
	700.00	013600	45.6		575.00	021550	148.2
	750.00	000100	128.5		700.00	000100	22.6
	800.00	000100	34.8		700.00	024500	75.8
	800.00	021100	18.1		750.00	021000	73.6
	850.00	000100	22.4		800.00	000100	143.5
	852.21	000100	6.1				
	858.50	000100	2.3				
	900.00	000100	45.9				
	900.00	013800	3.0				
	900.00	024500	10.1				
	1,000.00	000100	65.7				
	1,000.00	017200	1.8				
	1,000.00	017400	1.8				

TABLE 8: BASE PRICE PAID TO GROWERS FOR GRAPES CRUSHED AND DELIVERED TO CALIFORNIA PROCESSORS FROM THE 2010 CROP WITH BRIX FACTORS AND PURCHASED TONNAGE, BY TYPE, VARIETY, REPORTING DISTRICT WHERE GROWN, AND WEIGHTED AVERAGE BASE PRICE.

District, Type, and Variety	Base Price	Brix	Tons	District, Type, and Variety	Base Price	Brix	Tons
	Per Ton	Factors			Per Ton	Factors	
	Dollars	Code a/			Dollars	Code a/	
DISTRICT 1 (Cont'd)					1,344.00	014100	2.4
Merlot (Cont'd)	800.00	024500	598.5		1,400.00	000100	126.7
	821.00	000100	103.5		1,400.00	021000	36.7
	850.00	000100	48.0		1,400.00	024500	23.1
	900.00	000100	303.4		1,432.49	000100	20.8
	937.37	000100	71.8		1,450.00	000100	4.1
	975.00	000100	40.7		1,464.50	000100	7.1
	995.00	014100	200.1		1,500.00	000100	118.2
	1,000.00	000100	108.8		1,500.00	002300	8.5
	1,000.00	018000	2.0		1,500.00	021000	33.1
	1,031.87	000100	413.5		1,500.00	021100	26.9
	1,031.87	008303	3.0		1,533.00	021000	18.0
	1,035.80	000100	61.7		1,590.75	000100	3.0
	1,050.00	000100	88.1		1,600.00	000100	0.8
	1,064.00	021000	10.0		1,615.00	021000	46.2
	1,100.00	025100	26.1		1,700.00	000100	22.5
	1,145.67	000100	79.0		1,800.00	000100	2.7
	1,176.84	000100	30.8		1,800.00	017000	1.0
	1,200.00	009500	11.4		1,800.00	018000	6.1
	1,200.00	021200	9.5		1,800.00	020800	2.6
	1,209.49	000100	7.3		1,862.36	000100	5.2
	1,300.00	000100	77.7		1,900.00	000100	2.6
	1,450.00	024500	2.8		1,919.00	000100	4.6
	1,500.00	000100	1.1		2,000.00	000100	3.4
	1,800.00	025400	18.2		2,000.00	028000	3.2
	1,808.40	000100	40.8		2,500.00	000100	19.2
Wtd. Avg. Base & Total Tons	757.29		4,656.3		2,500.00	021800	3.5
					2,600.00	000100	9.3
Meunier *	1,800.00	000100	7.8		2,600.00	070651	2.6
Wtd. Avg. Base & Total Tons	1,800.00		7.8		2,800.00	000100	5.3
					3,087.00	000100	3.0
Montepulciano	1,500.00	021000	23.0		3,150.00	000100	12.2
Wtd. Avg. Base & Total Tons	1,500.00		23.0		3,200.00	000100	2.0
				Wtd. Avg. Base & Total Tons	1,306.06		1,242.5
Nebbiolo	1,200.00	021000	7.1				
Wtd. Avg. Base & Total Tons	1,200.00		7.1	Pinot Noir	500.00	000100	1.1
					600.00	000100	14.4
Negroamaro	1,200.00	021000	16.2		700.00	013600	1.2
	1,400.00	000100	1.7		700.00	064800	132.3
Wtd. Avg. Base & Total Tons	1,218.99		17.9		750.00	000100	150.0
					800.00	064800	49.0
Nero D'Avola *	1,200.00	021000	33.7		850.00	013100	19.7
Wtd. Avg. Base & Total Tons	1,200.00		33.7		1,000.00	000100	48.4
					1,200.00	000100	67.5
Petit Verdot	1,200.00	009500	2.4		1,200.00	009000	7.8
	1,222.02	000100	44.3		1,267.88	000100	15.3
	1,350.00	000100	17.0		1,288.00	024500	2.3
	1,363.00	021000	6.0		1,300.00	000100	181.0
	1,450.00	024500	0.9		1,300.00	025100	5.8
	1,700.00	019100	2.2		1,350.00	000100	51.9
	1,750.00	000100	19.4		1,400.00	000100	71.3
	2,000.00	000100	1.0		1,500.00	000100	62.0
Wtd. Avg. Base & Total Tons	1,385.61		93.2		1,550.00	000100	15.3
					1,600.00	000100	40.1
Petite Sirah	450.00	000100	10.6		1,750.00	000100	3.6
	500.00	000100	44.9		1,786.00	007600	21.6
	500.00	013600	3.4		1,800.00	000100	47.0
	600.00	000100	63.3		2,000.00	000100	81.0
	600.00	021000	6.2		2,000.00	013600	7.5
	800.00	000100	2.8		2,000.00	024300	1.8
	875.00	000100	23.8		2,066.36	007900	33.7
	900.00	000100	57.8		2,200.00	000100	43.2
	947.63	000100	39.7		2,235.00	000100	15.2
	1,000.00	000100	46.1		2,250.00	021500	35.2
	1,100.00	000100	2.9		2,300.00	000100	22.7
	1,100.00	024500	22.2		2,310.00	000100	34.2
	1,200.00	000100	103.5		2,348.00	014100	59.5
	1,200.00	021000	77.0		2,400.00	000100	64.7
	1,200.00	024500	2.6		2,400.00	017200	2.9
	1,215.00	000100	3.2		2,400.00	021000	17.0
	1,250.00	000100	3.0		2,474.00	000100	5.2
	1,300.00	000100	127.5		2,479.00	000100	14.3
	1,300.00	024500	15.4		2,493.74	000100	14.6

TABLE 8: BASE PRICE PAID TO GROWERS FOR GRAPES CRUSHED AND DELIVERED TO CALIFORNIA PROCESSORS FROM THE 2010 CROP WITH BRIX FACTORS AND PURCHASED TONNAGE, BY TYPE, VARIETY, REPORTING DISTRICT WHERE GROWN, AND WEIGHTED AVERAGE BASE PRICE.

District, Type, and Variety	Base Price	Brix	Tons	District, Type, and Variety	Base Price	Brix	Tons
	Per Ton	Factors			Per Ton	Factors	
	Dollars	Code a/			Dollars	Code a/	
DISTRICT 1 (Cont'd)							
Pinot Noir (Cont'd)	2,500.00	000100	12.6	Wtd. Avg. Base & Total Tons	1,500.00	000100	3.9
	2,500.00	021000	3.7		1,379.50		38.3
	2,535.75	000100	32.0	Sangiovese *	525.00	000100	24.1
	2,600.00	000100	40.6		800.00	000100	9.6
	2,700.00	000100	16.4		1,000.00	000100	46.8
	2,774.57	000100	17.2		1,000.00	021000	19.0
	2,799.00	014100	5.4		1,200.00	000100	4.3
	2,800.00	000100	55.3		1,200.00	021000	24.6
	2,800.00	017000	4.2		1,200.00	024800	2.7
	2,800.00	020800	5.9		1,400.00	000100	25.8
	2,848.22	000100	46.0		1,404.72	000100	4.7
	2,900.00	000100	10.0		1,404.72	008303	2.8
	2,900.00	025100	7.1		1,500.00	000100	5.9
	2,950.00	000100	22.0		1,630.00	014100	21.1
	3,000.00	000100	70.2		2,129.96	000100	30.6
	3,000.00	013600	4.0	Wtd. Avg. Base & Total Tons	1,257.33		222.0
	3,000.00	017200	1.0				
	3,000.00	017800	12.6	Syrah *	200.00	013600	0.3
	3,000.00	024500	0.9		450.00	000100	279.6
	3,034.06	000100	37.4		500.00	000100	415.6
	3,043.37	000100	9.8		500.00	013600	79.8
	3,114.65	000100	2.9		700.00	000100	6.7
	3,200.00	000100	70.0		800.00	000100	87.9
	3,200.00	020800	7.7		900.00	013800	3.9
	3,200.00	056850	3.4		910.00	000100	51.0
	3,215.43	000100	13.5		1,000.00	000100	109.4
	3,228.00	000100	11.5		1,000.00	018000	8.2
	3,250.00	000100	9.4		1,100.00	000100	69.5
	3,250.00	024500	1.0		1,100.00	021000	29.1
	3,300.00	000100	5.2		1,370.39	000100	56.0
	3,327.24	011400	181.1		1,371.15	000100	5.5
	3,400.00	024500	0.4		1,371.15	020800	176.5
	3,500.00	000100	55.0		1,400.00	000100	8.1
	3,500.00	020800	4.5		1,400.00	021000	3.6
	3,500.00	024800	9.7		1,401.00	014100	34.2
	3,600.00	000100	4.4		1,500.00	000100	55.8
	3,611.18	000100	23.4		1,500.00	024500	9.3
	3,700.00	000100	50.0		1,577.00	021000	62.0
	3,800.00	000100	35.7		1,600.00	000100	7.3
	3,800.00	017800	2.6		1,615.00	000100	11.6
	3,850.00	000100	2.1		1,742.76	000100	6.8
	3,944.00	020800	62.0		1,800.00	000100	9.8
	3,947.93	022900	13.1		1,800.00	017000	29.2
	4,000.00	000100	37.6		2,000.00	000100	20.5
	4,000.00	017800	2.7		2,000.00	024500	6.2
	4,000.00	018000	5.0		2,100.00	000100	6.9
	4,000.00	020800	7.1		2,200.00	000100	37.1
	4,034.76	000100	4.9		2,500.00	014000	2.0
	4,074.08	020800	10.8		2,500.00	021800	4.5
	4,200.00	000100	3.2		2,537.76	011400	86.9
	4,200.00	020800	1.9		2,700.00	000100	3.4
	4,315.00	000100	7.9		2,750.00	000100	2.8
	4,488.75	000100	7.9		3,750.00	013400	3.0
	4,500.00	000100	15.2		4,000.00	000100	2.0
	4,500.00	017800	7.8		4,000.00	017400	5.8
	4,671.38	000100	6.9		4,000.00	020800	3.0
	4,966.69	024800	6.3	Wtd. Avg. Base & Total Tons	1,044.35		1,800.8
	5,000.00	000100	3.2				
	5,001.14	000100	9.3	Tempranillo *	1,250.00	000100	4.8
	5,250.00	000100	16.4	Wtd. Avg. Base & Total Tons	1,250.00		4.8
	5,329.27	000100	12.3				
	6,000.00	000100	4.7	Tinta Barroca	1,250.00	000100	4.1
	7,000.00	000100	4.8	Wtd. Avg. Base & Total Tons	1,250.00		4.1
Wtd. Avg. Base & Total Tons	2,341.02		2,620.1				
Pinotage	1,400.00	000100	8.1	Tinta Cao	1,250.00	000100	1.5
	1,698.80	000100	19.7	Wtd. Avg. Base & Total Tons	1,250.00		1.5
Wtd. Avg. Base & Total Tons	1,611.74		27.8	Touriga Francesca	1,250.00	000100	2.2
				Wtd. Avg. Base & Total Tons	1,250.00		2.2
Primitivo	800.00	000100	4.3				
	1,400.00	000100	2.0	Touriga Nacional *	1,250.00	000100	12.3
	1,450.00	014100	28.1	Wtd. Avg. Base & Total Tons	1,250.00		12.3

TABLE 8: BASE PRICE PAID TO GROWERS FOR GRAPES CRUSHED AND DELIVERED TO CALIFORNIA PROCESSORS FROM THE 2010 CROP WITH BRIX FACTORS AND PURCHASED TONNAGE, BY TYPE, VARIETY, REPORTING DISTRICT WHERE GROWN, AND WEIGHTED AVERAGE BASE PRICE.

District, Type, and Variety	Base Price	Brix	Tons	District, Type, and Variety	Base Price	Brix	Tons
	Per Ton	Factors			Per Ton	Factors	
	Dollars	Code a/			Dollars	Code a/	
DISTRICT 1 (Cont'd)					2,710.00	000100	11.1
Zinfandel	400.00	013600	5.7		3,000.00	000100	4.5
	500.00	013600	31.4		3,150.00	000100	24.3
	600.00	013600	30.8	Wtd. Avg. Base & Total Tons	1,335.76		3,512.5
	690.00	000100	13.5				
	750.00	021000	32.9	Other Red b/	1,512.00	014100	0.8
	800.00	000100	12.2	Wtd. Avg. Base & Total Tons	1,512.00		0.8
	825.00	000100	6.6				
	850.00	000100	37.6	DISTRICT 2			
	900.00	000100	197.3	WINE GRAPES (WHITE)			
	950.00	000100	34.2	Chardonnay *	500.00	022900	14.2
	950.00	021200	60.0		850.00	000100	142.8
	950.00	024800	22.1		900.00	025100	4.2
	1,000.00	000100	32.9		950.00	000100	71.0
	1,000.00	021000	25.9		1,182.17	000100	62.7
	1,050.00	000100	40.7		1,300.00	000100	33.6
	1,100.00	000100	151.7		1,438.67	000100	154.8
	1,100.00	024500	13.4		1,700.00	000100	3.7
	1,150.00	000100	37.1	Wtd. Avg. Base & Total Tons	1,122.19		487.0
	1,200.00	000100	190.9				
	1,200.00	002300	22.6	Gewurztraminer	1,550.00	000100	61.1
	1,200.00	021000	24.9	Wtd. Avg. Base & Total Tons	1,550.00		61.1
	1,200.00	024500	210.1				
	1,200.00	024800	49.2	Grenache Blanc	2,000.00	000100	0.9
	1,200.00	025100	16.0	Wtd. Avg. Base & Total Tons	2,000.00		0.9
	1,200.00	070655	13.8				
	1,230.00	000100	4.9	Muscat Blanc *	900.00	000100	5.4
	1,250.00	000100	4.2		1,050.00	000100	92.5
	1,250.00	021000	5.0		1,100.00	000100	60.7
	1,300.00	000100	49.8		1,275.00	000100	11.3
	1,300.00	020800	91.6		1,300.00	000100	36.8
	1,300.00	024500	189.3	Wtd. Avg. Base & Total Tons	1,117.57		206.7
	1,300.00	025100	37.9				
	1,340.00	014100	116.0	Muscat Orange	900.00	000100	9.0
	1,350.00	000100	79.8	Wtd. Avg. Base & Total Tons	900.00		9.0
	1,350.00	001800	3.0				
	1,371.39	000100	203.5	Pinot Blanc	1,100.00	024500	4.8
	1,400.00	000100	184.8	Wtd. Avg. Base & Total Tons	1,100.00		4.8
	1,400.00	024500	230.1				
	1,400.00	024800	19.9	Pinot Gris *	1,000.00	024500	20.4
	1,404.00	000100	12.0	Wtd. Avg. Base & Total Tons	1,000.00		20.4
	1,414.00	000100	84.9				
	1,450.00	000100	13.9	Sauvignon Blanc	200.00	000100	5.1
	1,500.00	000100	132.3		343.74	000100	115.7
	1,500.00	002300	9.8		374.45	000100	53.7
	1,500.00	021000	70.6		400.00	000100	226.0
	1,500.00	021100	27.1		500.00	000100	351.6
	1,500.00	025100	47.0		550.00	015500	57.1
	1,550.00	000100	72.5		600.00	000100	251.7
	1,562.60	000100	113.4		600.00	017000	97.2
	1,600.00	000100	32.5		650.00	000100	90.4
	1,600.00	025100	17.9		700.00	000100	90.6
	1,600.00	026500	3.1		700.00	020800	118.4
	1,601.19	025100	13.5		750.00	000100	58.2
	1,602.44	000100	6.5		775.00	000100	165.3
	1,658.46	000100	45.5		792.00	000100	396.2
	1,700.00	000100	5.7		800.00	000100	372.2
	1,750.00	000100	7.6		800.00	020600	9.4
	1,800.00	000100	27.7		850.00	024300	4.3
	1,800.00	026500	2.6		875.00	000100	47.1
	1,800.00	027500	3.5		875.00	013600	156.0
	1,900.00	000100	34.4		900.00	000100	179.6
	1,900.00	020600	7.3		900.00	011500	5.4
	1,900.00	024500	2.7		900.00	013600	263.5
	2,000.00	000100	4.0		900.00	017200	21.3
	2,000.00	014000	1.0		900.00	017800	5.2
	2,000.00	021000	42.8		900.00	020800	333.9
	2,000.00	027800	43.1		925.00	000100	218.3
	2,400.00	000100	8.2		925.00	020800	340.5
	2,450.00	024800	8.9		950.00	000100	159.1
	2,500.00	025400	28.5		975.00	020800	136.1
	2,600.00	070651	8.8		1,000.00	000100	267.1
					1,000.00	014400	6.0

TABLE 8: BASE PRICE PAID TO GROWERS FOR GRAPES CRUSHED AND DELIVERED TO CALIFORNIA PROCESSORS FROM THE 2010 CROP WITH BRIX FACTORS AND PURCHASED TONNAGE, BY TYPE, VARIETY, REPORTING DISTRICT WHERE GROWN, AND WEIGHTED AVERAGE BASE PRICE.

District, Type, and Variety	Base Price	Brix	Tons	District, Type, and Variety	Base Price	Brix	Tons
	Per Ton	Factors			Per Ton	Factors	
	Dollars	Code a/			Dollars	Code a/	
DISTRICT 2 (Cont'd)							
Sauvignon Blanc (Cont'd)	1,000.00	027600	0.5		1,400.00	027800	12.5
	1,050.00	000100	184.8		1,450.00	027800	4.8
	1,100.00	000100	218.2		1,500.00	000100	1.4
	1,100.00	015500	1.9		1,533.85	000100	3.7
	1,107.94	000100	44.7		1,600.00	027100	17.3
	1,150.00	000100	176.8		1,700.00	070740	20.2
	1,175.00	000100	41.5		1,875.00	014500	1.8
	1,200.00	000100	198.5		2,205.71	000100	0.7
	1,200.00	020600	1.3		2,250.00	000100	7.3
	1,207.26	000100	177.5	Wtd. Avg. Base & Total Tons	2,250.00	025300	4.1
	1,207.53	000100	29.0		1,425.72		251.3
	1,250.00	000100	13.5	Cabernet Sauvignon	200.00	000100	6.5
	1,250.00	020800	15.2		500.00	064800	198.3
	1,300.00	000100	53.8		600.00	064800	50.6
	1,500.00	000100	3.0		650.00	000100	180.1
	1,600.00	000100	35.8		900.00	000100	47.9
	1,600.00	017000	3.7		1,000.00	000100	3.8
	2,800.00	000100	14.2		1,000.00	021500	361.1
Wtd. Avg. Base & Total Tons	857.54		5,816.1		1,000.00	022900	9.0
Sauvignon Musque	950.00	000100	49.2		1,100.00	000100	298.3
Wtd. Avg. Base & Total Tons	950.00		49.2		1,100.00	019300	121.5
Semillon	850.00	021000	19.8		1,150.00	000100	69.7
	900.00	000100	10.0		1,200.00	000100	332.9
	900.00	016140	4.0		1,250.00	000100	79.4
	1,060.58	000100	1.2		1,261.49	000100	854.9
	1,400.00	000100	4.9		1,300.00	000100	436.6
	1,800.00	000100	2.7		1,300.00	017400	734.1
Wtd. Avg. Base & Total Tons	995.84		42.6		1,300.00	017500	135.3
Vermentino *	1,300.00	000100	1.4		1,302.91	000100	98.6
Wtd. Avg. Base & Total Tons	1,300.00		1.4		1,368.22	000100	25.9
Viognier	1,298.20	000100	11.5		1,397.28	000100	267.8
	1,369.11	000100	39.2		1,398.11	000100	79.3
	1,400.00	027800	3.9		1,398.11	027600	813.8
	1,500.00	027800	4.9		1,400.00	000100	126.4
	1,625.00	000100	5.7		1,400.00	027800	23.1
	2,350.00	022800	1.3		1,403.90	000100	181.5
Wtd. Avg. Base & Total Tons	1,409.41		66.5		1,403.90	017400	321.8
White Riesling *	700.00	000100	20.5		1,450.00	000100	104.7
	800.00	000100	37.8		1,450.00	027800	15.0
	900.00	000100	2.0		1,500.00	000100	541.7
	900.00	029125	5.0		1,500.00	070655	118.6
	1,200.00	013100	1.5		1,550.00	000100	180.6
	1,248.00	000100	70.4		1,604.82	017200	336.8
	1,300.00	000100	81.3		1,700.00	000100	40.1
	1,300.00	020800	12.5		1,700.00	027800	22.5
	1,500.00	000100	11.4		1,800.00	000100	89.0
Wtd. Avg. Base & Total Tons	1,153.42		242.4		1,800.00	000100	15.6
Other White b/	850.00	013100	8.1		1,850.00	026900	15.6
Wtd. Avg. Base & Total Tons	850.00		8.1		1,875.00	014500	117.2
					1,900.00	000100	5.3
					2,000.00	000100	29.6
					2,100.00	000100	48.7
					3,000.00	022800	1.2
					3,500.00	000100	2.7
				Wtd. Avg. Base & Total Tons	1,311.02		7,527.5
WINE GRAPES (RED)				Carignane	2,500.00	021800	2.7
Barbera	200.00	000100	0.9	Wtd. Avg. Base & Total Tons	2,500.00		2.7
	1,025.00	027800	8.1	Counoise	1,400.00	029200	3.4
	1,200.00	016800	10.0	Wtd. Avg. Base & Total Tons	1,400.00		3.4
	1,600.00	000100	6.0	Grenache *	1,000.00	000100	22.9
Wtd. Avg. Base & Total Tons	1,203.30		25.0		1,000.00	018000	0.3
Cabernet Franc	200.00	000100	1.4		1,350.00	029200	12.2
	750.00	027800	3.0		2,500.00	000100	0.8
	1,150.00	000100	28.5		2,500.00	025300	3.4
	1,200.00	000100	2.2		2,600.00	000100	2.2
	1,200.00	017200	17.2	Wtd. Avg. Base & Total Tons	1,337.08		41.8
	1,350.00	027800	8.1	Malbec	1,200.00	021500	10.3
	1,400.00	000100	6.1		1,200.00	024500	4.5
	1,400.00	017200	30.5		1,500.00	000100	86.0
	1,400.00	017400	80.5				

TABLE 8: BASE PRICE PAID TO GROWERS FOR GRAPES CRUSHED AND DELIVERED TO CALIFORNIA PROCESSORS FROM THE 2010 CROP WITH BRIX FACTORS AND PURCHASED TONNAGE, BY TYPE, VARIETY, REPORTING DISTRICT WHERE GROWN, AND WEIGHTED AVERAGE BASE PRICE.

District, Type, and Variety	Base Price	Brix	Tons	District, Type, and Variety	Base Price	Brix	Tons
	Per Ton	Factors			Per Ton	Factors	
	Dollars	Code a/			Dollars	Code a/	
DISTRICT 2 (Cont'd)							
Malbec (Cont'd)	1,600.00	000100	3.3		1,500.00	070740	146.6
	1,600.00	029200	8.9		1,700.00	000100	26.6
	1,836.25	000100	25.2		1,800.00	000100	10.7
	2,000.00	000100	9.7		1,804.41	017000	36.8
	2,542.00	024800	5.9		2,000.00	000100	20.5
Wtd. Avg. Base & Total Tons	1,605.67		153.8		2,100.00	000100	7.4
					2,200.00	000100	10.4
Mataro *	200.00	000100	2.6	Wtd. Avg. Base & Total Tons	1,422.84		810.0
	1,400.00	000100	1.0	Pinot Noir	1,400.00	024800	52.2
	1,400.00	024800	4.1		3,500.00	020800	2.2
	1,594.82	025100	3.4	Wtd. Avg. Base & Total Tons	1,484.93		54.4
	2,250.00	000100	10.5	Primitivo	1,200.00	000100	22.4
	2,500.00	025300	1.3		3,500.00	000100	17.7
Wtd. Avg. Base & Total Tons	1,744.86		22.9	Wtd. Avg. Base & Total Tons	2,215.21		40.1
Merlot	200.00	000100	2.1	Sangiovese *	1,300.00	000100	2.7
	350.00	024300	18.5	Wtd. Avg. Base & Total Tons	1,300.00		2.7
	400.00	024300	20.2	Souzao	600.00	000100	2.4
	457.65	000100	87.9		1,200.00	009400	0.4
	500.00	000100	216.1	Wtd. Avg. Base & Total Tons	685.71		2.8
	645.02	017200	120.7	Syrah *	200.00	000100	2.8
	700.00	000100	76.4		400.00	000100	237.9
	750.00	000100	54.7		500.00	013600	19.6
	750.00	027800	2.0		750.00	027800	4.1
	900.00	000100	63.6		800.00	000100	29.9
	925.00	000100	48.9		800.00	021000	6.2
	1,000.00	000100	5.2		800.00	024800	8.0
	1,050.00	000100	25.0		850.00	027800	1.3
	1,200.00	000100	65.2		1,000.00	000100	92.8
	1,250.00	027800	20.0		1,000.00	024800	5.5
	1,398.11	000100	18.6		1,350.00	021500	21.9
	1,500.00	000100	38.8		1,400.00	000100	27.5
	1,500.00	023500	3.7		1,400.00	027800	31.0
	1,800.00	000100	7.9		1,400.00	028000	13.4
	2,000.00	027800	29.8		1,450.00	000100	9.5
Wtd. Avg. Base & Total Tons	797.42		925.3		1,500.00	000100	10.1
Montepulciano	1,300.00	000100	0.9		1,500.00	029200	12.1
Wtd. Avg. Base & Total Tons	1,300.00		0.9		1,600.00	027800	20.4
Nebbiolo	1,400.00	024500	5.0		1,650.00	014500	7.9
Wtd. Avg. Base & Total Tons	1,400.00		5.0		1,700.00	017800	23.7
Petit Verdot	1,400.00	017200	22.9		2,000.00	000100	11.6
	1,418.00	000100	10.1	Wtd. Avg. Base & Total Tons	889.81		597.2
	1,500.00	000100	14.9	Tempranillo *	341.00	000100	7.3
	1,500.00	027800	3.1		500.00	000100	6.8
	1,592.13	000100	19.4		1,000.00	018000	2.2
	1,700.00	017800	22.3		1,000.00	027600	0.5
	1,875.00	014500	1.8		1,600.00	024800	5.4
	2,000.00	000100	13.5		1,800.00	000100	21.1
	2,100.00	000100	3.7		2,250.00	000100	8.2
Wtd. Avg. Base & Total Tons	1,614.36		111.7		2,500.00	025300	4.6
Petite Sirah	200.00	000100	2.6	Wtd. Avg. Base & Total Tons	1,517.99		56.1
	600.00	000100	41.1	Tinta Cao	1,200.00	009400	0.8
	900.00	000100	2.4	Wtd. Avg. Base & Total Tons	1,200.00		0.8
	1,000.00	000100	15.8	Touriga Nacional *	600.00	000100	1.8
	1,000.00	024500	4.8		1,200.00	011100	2.8
	1,025.00	021500	9.6	Wtd. Avg. Base & Total Tons	965.22		4.6
	1,060.50	000100	44.3	Trousseau *	1,700.00	013400	2.4
	1,200.00	019550	2.0	Wtd. Avg. Base & Total Tons	1,700.00		2.4
	1,200.00	024500	25.3	Zinfandel	200.00	000100	10.3
	1,300.00	000100	67.0		350.00	000100	1.5
	1,350.00	024800	9.9		450.00	000100	62.4
	1,450.00	024800	4.4		450.00	020800	137.7
	1,460.00	020800	2.8		750.00	000100	24.3
	1,464.21	024500	24.0		750.00	029200	8.0
	1,465.00	019100	13.3				
	1,480.00	000100	166.7				
	1,500.00	000100	113.2				
	1,500.00	021800	1.8				

TABLE 8: BASE PRICE PAID TO GROWERS FOR GRAPES CRUSHED AND DELIVERED TO CALIFORNIA PROCESSORS FROM THE 2010 CROP WITH BRIX FACTORS AND PURCHASED TONNAGE, BY TYPE, VARIETY, REPORTING DISTRICT WHERE GROWN, AND WEIGHTED AVERAGE BASE PRICE.

District, Type, and Variety	Base Price	Brix	Tons	District, Type, and Variety	Base Price	Brix	Tons
	Per Ton	Factors			Per Ton	Factors	
	Dollars	Code a/			Dollars	Code a/	
DISTRICT 2 (Cont'd)					1,275.00	000100	54.3
Zinfandel (Cont'd)	850.00	000100	42.4		1,300.00	000100	717.7
	900.00	000100	33.4		1,300.00	024500	21.0
	950.00	024800	24.2		1,313.70	000100	178.2
	1,000.00	000100	38.5		1,314.82	000100	77.6
	1,000.00	024500	6.0		1,350.00	000100	327.0
	1,100.00	070655	35.3		1,350.00	024500	28.6
	1,200.00	000100	6.8		1,395.00	000100	26.4
	1,200.00	019550	2.1		1,400.00	000100	433.2
	1,200.00	021000	13.2		1,400.00	017200	13.9
	1,200.00	029200	8.4		1,400.00	017600	103.9
	1,400.00	000100	20.6		1,400.00	020800	1.0
	1,400.00	029200	7.2		1,400.00	024500	466.6
	1,425.00	027800	13.1		1,444.00	000100	71.9
	1,450.00	029200	23.0		1,450.00	000100	80.7
	1,500.00	000100	19.3		1,451.00	000100	148.9
	1,500.00	027800	1.1		1,500.00	000100	1,232.6
	1,600.00	000100	1.5		1,500.00	011500	0.8
	1,680.72	000100	23.4		1,500.00	013400	1.7
	1,700.00	000100	97.2		1,500.00	013600	25.5
	1,800.00	013600	25.5		1,500.00	017000	41.9
	1,900.00	000100	10.5		1,500.00	017200	3.8
	2,000.00	023500	6.7		1,500.00	019000	3.2
	2,000.00	029200	8.6		1,500.00	019100	360.2
	2,597.15	000100	3.8		1,500.00	024500	37.5
	3,500.00	000100	77.1		1,525.00	000100	206.1
Wtd. Avg. Base & Total Tons	1,299.40		793.1		1,550.00	000100	26.9
					1,550.00	019100	50.8
Other Red b/	2,000.00	000100	0.6		1,550.00	019200	66.6
Wtd. Avg. Base & Total Tons	2,000.00		0.6		1,552.00	000100	21.4
					1,568.22	000100	59.7
DISTRICT 3					1,600.00	000100	465.4
WINE GRAPES (WHITE)					1,600.00	007600	188.1
Albarino	1,800.00	000100	5.6		1,600.00	011400	5.2
Wtd. Avg. Base & Total Tons	1,800.00		5.6		1,600.00	017000	46.4
					1,600.00	020800	5.5
Arneis	1,794.86	025100	7.0		1,600.00	021000	3.0
	1,809.47	025100	7.6		1,600.00	021500	5.8
	1,810.00	025100	3.6		1,600.00	024500	171.1
	3,443.38	009500	23.3		1,610.00	000100	26.2
Wtd. Avg. Base & Total Tons	2,724.40		41.5		1,611.00	000100	16.2
					1,611.00	019000	13.4
Chardonnay *	200.00	022900	23.6		1,611.00	019100	728.1
	300.00	000100	0.6		1,614.72	000100	65.9
	400.00	000100	52.9		1,616.00	000100	20.3
	500.00	000100	187.3		1,625.00	000100	217.6
	500.00	011300	0.3		1,627.50	000100	25.5
	500.00	015700	350.1		1,630.00	000100	12.8
	514.57	000100	318.7		1,640.35	000100	30.8
	600.00	000100	7.4		1,650.00	000100	110.3
	606.00	000100	55.6		1,650.00	017200	13.4
	650.00	021500	18.3		1,650.00	019100	115.3
	700.00	000100	51.0		1,659.88	000100	37.8
	750.00	000100	51.9		1,662.50	000100	25.8
	760.00	001900	18.1		1,666.24	000100	798.3
	800.00	000100	736.1		1,666.68	000100	163.6
	850.00	000100	769.0		1,673.33	000100	234.3
	850.00	021500	87.5		1,681.46	000100	52.3
	900.00	000100	90.5		1,684.22	019100	78.8
	900.00	022900	4.6		1,689.66	000100	100.4
	1,000.00	000100	146.2		1,690.48	000100	34.5
	1,000.00	013600	3.4		1,698.34	000100	67.6
	1,000.00	013700	38.5		1,700.00	000100	958.6
	1,000.00	014400	4.0		1,700.00	007900	84.0
	1,000.00	015800	12.7		1,700.00	019100	6.5
	1,000.00	016000	61.2		1,700.00	021000	78.7
	1,100.00	000100	403.6		1,700.00	024500	220.6
	1,141.63	000100	17.7		1,708.63	019100	10.9
	1,183.03	000100	52.3		1,710.43	000100	541.9
	1,200.00	000100	2,132.3		1,725.00	000100	40.4
	1,200.00	013800	4.8		1,729.00	000100	20.5
	1,200.00	017200	12.0		1,740.00	000100	67.2
	1,200.00	019100	138.1		1,750.00	000100	433.3

TABLE 8: BASE PRICE PAID TO GROWERS FOR GRAPES CRUSHED AND DELIVERED TO CALIFORNIA PROCESSORS FROM THE 2010 CROP WITH BRIX FACTORS AND PURCHASED TONNAGE, BY TYPE, VARIETY, REPORTING DISTRICT WHERE GROWN, AND WEIGHTED AVERAGE BASE PRICE.

District, Type, and Variety	Base Price	Brix	Tons	District, Type, and Variety	Base Price	Brix	Tons
	Per Ton	Factors			Per Ton	Factors	
	Dollars	Code a/			Dollars	Code a/	
DISTRICT 3 (Cont'd)					2,000.00	014100	1.8
Chardonnay * (Cont'd)	1,750.00	013600	12.0		2,000.00	014500	20.8
	1,750.00	019000	726.1		2,000.00	017000	2.6
	1,750.00	019100	300.8		2,000.00	017600	1.1
	1,750.00	020800	77.5		2,000.00	017800	3.9
	1,750.00	021000	67.0		2,000.00	018050	4.1
	1,750.00	021500	4.7		2,000.00	020800	4.3
	1,750.00	024500	78.4		2,000.00	021000	62.0
	1,756.00	017200	117.2		2,000.00	021200	5.0
	1,757.45	019100	98.7		2,000.00	021500	104.0
	1,764.00	000100	4.9		2,000.00	023100	328.7
	1,764.25	000100	128.1		2,000.00	024500	206.4
	1,766.29	000100	157.1		2,001.00	000100	23.3
	1,776.00	000100	42.3		2,006.00	000100	12.1
	1,776.00	017200	216.4		2,012.33	000100	84.7
	1,783.00	000100	33.6		2,014.48	009000	29.4
	1,784.12	025100	3.4		2,019.09	000100	191.2
	1,784.54	000100	91.6		2,025.00	021000	39.9
	1,785.00	000100	31.0		2,026.03	000100	203.6
	1,786.34	000100	151.1		2,030.00	019100	104.7
	1,788.64	000100	44.7		2,039.71	000100	39.0
	1,800.00	000100	2,290.8		2,044.50	000100	80.3
	1,800.00	017000	202.5		2,047.28	000100	11.8
	1,800.00	017200	124.8		2,050.00	000100	323.9
	1,800.00	017800	87.3		2,050.44	000100	374.6
	1,800.00	019000	59.9		2,058.29	000100	184.3
	1,800.00	020800	21.5		2,058.29	013700	115.5
	1,800.00	021000	29.6		2,058.29	017200	872.6
	1,804.39	000100	26.9		2,058.29	017300	42.2
	1,825.00	000100	113.6		2,058.29	021200	101.5
	1,838.71	000100	99.0		2,058.30	000100	17.2
	1,839.72	000100	44.5		2,059.44	000100	6.3
	1,840.00	000100	22.5		2,067.50	009000	51.3
	1,845.00	000100	274.1		2,067.61	000100	75.9
	1,850.00	000100	481.7		2,068.36	000100	115.5
	1,850.00	017200	17.6		2,077.10	000100	19.1
	1,850.00	019200	132.7		2,089.41	017400	85.8
	1,850.00	022600	4.2		2,091.10	000100	53.0
	1,854.00	000100	14.4		2,100.00	000100	507.9
	1,855.09	000100	13.9		2,100.00	020900	37.2
	1,860.04	000100	46.5		2,100.00	021000	6.1
	1,875.00	000100	55.6		2,100.00	024300	4.1
	1,880.00	000100	25.4		2,100.00	024500	21.1
	1,883.99	000100	14.1		2,101.83	000100	36.8
	1,895.50	000100	16.9		2,131.00	000100	12.3
	1,900.00	000100	627.8		2,141.65	017500	27.4
	1,900.00	020800	38.6		2,147.99	000100	143.8
	1,900.00	024300	111.6		2,148.00	019500	431.9
	1,903.90	019200	22.2		2,150.00	000100	144.5
	1,911.21	017200	37.7		2,150.00	017400	169.8
	1,913.22	000100	62.9		2,150.00	019300	117.4
	1,920.00	013600	10.8		2,150.00	024500	29.5
	1,950.00	000100	196.9		2,153.09	000100	23.6
	1,950.00	019100	649.1		2,156.31	000100	249.9
	1,950.00	024800	11.7		2,160.00	013600	47.4
	1,960.28	000100	942.8		2,162.74	000100	35.5
	1,960.28	017300	120.5		2,175.00	000100	198.3
	1,960.28	017400	15.8		2,175.00	021200	9.9
	1,960.28	017500	156.6		2,175.00	024500	530.6
	1,960.28	019500	91.9		2,176.00	000100	120.5
	1,960.28	021200	22.2		2,176.01	000100	20.1
	1,960.28	024500	88.3		2,183.00	000100	9.8
	1,960.28	059697	9.2		2,200.00	000100	1,553.0
	1,975.00	024500	40.7		2,200.00	017000	1.9
	1,977.00	000100	2.4		2,200.00	017200	3.1
	1,978.00	000100	145.6		2,200.00	022900	48.7
	1,978.18	000100	49.1		2,200.00	024300	5.5
	1,978.19	000100	77.7		2,200.00	024500	300.5
	1,980.00	000100	39.2		2,204.84	000100	24.5
	1,991.94	000100	79.1		2,205.00	000100	61.4
	2,000.00	000100	1,033.2		2,211.44	000100	62.8
	2,000.00	013600	70.7		2,213.41	000100	6.4
	2,000.00	013800	11.8		2,218.00	022900	11.1

TABLE 8: BASE PRICE PAID TO GROWERS FOR GRAPES CRUSHED AND DELIVERED TO CALIFORNIA PROCESSORS FROM THE 2010 CROP WITH BRIX FACTORS AND PURCHASED TONNAGE, BY TYPE, VARIETY, REPORTING DISTRICT WHERE GROWN, AND WEIGHTED AVERAGE BASE PRICE.

District, Type, and Variety	Base Price	Brix	Tons	District, Type, and Variety	Base Price	Brix	Tons
	Per Ton	Factors			Per Ton	Factors	
	Dollars	Code a/			Dollars	Code a/	
DISTRICT 3 (Cont'd)					2,750.00	000100	20.5
Chardonnay * (Cont'd)	2,218.17	000100	145.2		2,754.91	000100	18.4
	2,232.04	000100	52.1		2,770.80	013600	10.3
	2,241.74	000100	50.8		2,800.00	000100	80.3
	2,242.61	000100	11.8		2,800.00	013600	21.2
	2,245.63	017500	99.6		2,800.00	024500	26.2
	2,250.00	000100	145.7		2,825.45	013600	15.9
	2,250.00	013400	0.4		2,831.90	000100	14.9
	2,250.00	013600	20.2		2,889.34	017400	3.5
	2,250.00	017200	11.5		2,910.00	000100	20.0
	2,250.00	021200	6.6		2,933.33	001700	4.4
	2,250.00	056900	62.9		2,950.00	000100	7.7
	2,250.28	000100	29.2		2,973.11	000100	63.0
	2,254.32	000100	9.2		3,000.00	000100	107.9
	2,254.32	022605	66.1		3,000.00	011300	16.3
	2,255.40	000100	25.5		3,000.00	013600	33.0
	2,258.79	000100	41.7		3,000.00	017600	2.9
	2,274.91	000100	17.9		3,000.00	017800	31.4
	2,274.92	017200	16.8		3,000.00	020800	96.1
	2,275.00	000100	9.2		3,000.00	021000	36.7
	2,279.32	017200	26.6		3,000.00	022900	44.1
	2,300.00	000100	960.9		3,063.00	021000	45.6
	2,300.00	019100	188.8		3,103.66	000100	19.1
	2,300.00	020800	11.3		3,136.00	000100	19.2
	2,300.00	021200	2.0		3,163.05	021200	15.5
	2,328.00	000100	39.2		3,181.00	000100	3.1
	2,332.02	000100	32.5		3,200.00	000100	8.8
	2,341.89	000100	13.0		3,200.00	011500	7.2
	2,343.27	000100	50.5		3,200.00	017600	2.8
	2,348.00	000100	12.5		3,250.00	000100	8.1
	2,350.00	000100	162.9		3,300.00	000100	1.5
	2,350.00	017600	14.7		3,360.00	000100	17.0
	2,357.38	017400	2.1		3,480.69	000100	5.8
	2,368.26	000100	7.3		3,500.00	000100	64.4
	2,368.40	000100	2.1		3,500.00	002200	5.9
	2,380.72	000100	54.3		3,500.00	013600	3.7
	2,400.00	000100	235.9		3,500.00	014100	0.8
	2,400.00	013400	1.0		3,500.00	017800	4.0
	2,400.00	013600	64.0		3,500.00	020800	1.0
	2,402.09	000100	24.3		3,500.00	021000	1.7
	2,416.55	000100	16.1		3,500.00	021200	3.9
	2,423.45	000100	52.2		3,570.00	000100	11.5
	2,450.00	000100	91.0		3,600.00	000100	22.8
	2,450.00	014500	3.9		3,600.00	013400	3.5
	2,450.00	024500	90.0		3,650.00	007800	33.0
	2,452.19	000100	36.6		3,672.00	021200	7.3
	2,472.24	017200	45.7		3,677.00	000100	8.7
	2,496.26	013600	20.0		3,710.00	000100	8.9
	2,500.00	000100	872.3		3,744.28	000100	18.7
	2,500.00	013600	94.3		3,758.54	000100	6.0
	2,500.00	017300	200.0		3,800.00	000100	7.9
	2,500.00	019000	14.5		3,800.00	017600	1.5
	2,500.00	020900	38.2		3,824.39	000100	5.8
	2,500.00	024500	10.9		3,824.54	000100	11.0
	2,509.88	000100	97.8		3,895.00	000100	8.0
	2,518.12	000100	42.8		3,916.43	000100	46.1
	2,543.34	000100	13.2		3,943.71	000100	22.8
	2,548.00	000100	23.0		3,995.00	000100	21.5
	2,550.00	000100	11.9		4,000.00	000100	93.9
	2,551.22	000100	72.0		4,000.00	011100	1.8
	2,571.00	000100	7.9		4,000.00	011400	7.3
	2,584.37	000100	14.9		4,000.00	013800	1.9
	2,598.97	000100	6.3		4,000.00	022900	5.5
	2,600.00	000100	122.1		4,000.00	024500	1.1
	2,600.00	020900	22.3		4,000.00	025100	3.6
	2,600.00	024500	3.6		4,100.00	021200	1.9
	2,643.08	002200	6.7		4,120.00	000100	1.5
	2,644.95	000100	18.7		4,202.60	000100	9.7
	2,650.00	000100	27.0		4,216.00	000100	6.1
	2,650.00	014100	18.7		4,300.00	002200	2.6
	2,691.10	000100	66.9		4,300.00	013600	87.6
	2,700.00	000100	30.2		4,350.97	000100	21.1
	2,700.00	020900	22.6		4,439.55	000100	5.0

TABLE 8: BASE PRICE PAID TO GROWERS FOR GRAPES CRUSHED AND DELIVERED TO CALIFORNIA PROCESSORS FROM THE 2010 CROP WITH BRIX FACTORS AND PURCHASED TONNAGE, BY TYPE, VARIETY, REPORTING DISTRICT WHERE GROWN, AND WEIGHTED AVERAGE BASE PRICE.

District, Type, and Variety	Base Price	Brix	Tons	District, Type, and Variety	Base Price	Brix	Tons
	Per Ton	Factors			Per Ton	Factors	
	Dollars	Code a/			Dollars	Code a/	
DISTRICT 3 (Cont'd)							
Chardonnay * (Cont'd)	4,500.00	000100	15.7	Melon	1,998.42	017200	14.8
	4,670.42	000100	14.5	Wtd. Avg. Base & Total Tons	1,998.42		14.8
	4,700.00	000100	1.8				
	4,779.14	000100	3.6	Muscat Blanc *	1,200.00	018000	1.3
	4,841.00	025100	3.9		1,850.00	000100	12.1
	5,000.00	000100	27.3		2,000.00	000100	15.2
	5,000.00	022900	9.2		2,475.00	000100	2.2
	5,091.00	000100	4.0	Wtd. Avg. Base & Total Tons	1,941.23		30.8
	5,192.82	017200	5.7				
	5,200.00	000100	6.7	Muscat of Alexandria	2,250.00	000100	1.5
	5,300.00	000100	10.6	Wtd. Avg. Base & Total Tons	2,250.00		1.5
	5,305.63	000100	27.6				
	5,500.00	000100	14.6	Palomino *	1,300.00	011100	1.3
	5,500.00	011700	1.0	Wtd. Avg. Base & Total Tons	1,300.00		1.3
	5,500.00	013600	27.0				
	5,525.00	000100	16.9	Picpoul Blanc	2,500.00	000100	1.4
	5,527.00	021200	7.1	Wtd. Avg. Base & Total Tons	2,500.00		1.4
	6,500.00	021200	10.2				
	6,770.98	000100	12.4	Pinot Blanc	1,600.00	000100	73.8
	7,397.00	021200	12.1		1,737.76	000100	31.2
	7,983.39	000100	8.5		1,800.00	000100	6.4
	8,043.00	021200	9.4		1,900.00	000100	2.9
Wtd. Avg. Base & Total Tons	1,845.05		44,074.4		1,998.42	000100	36.4
					2,000.00	000100	18.2
Chenin Blanc	1,500.00	000100	14.0	Wtd. Avg. Base & Total Tons	1,767.14		168.9
Wtd. Avg. Base & Total Tons	1,500.00		14.0				
				Pinot Gris *	850.00	000100	74.3
					1,100.00	000100	2.8
French Colombard	375.00	011300	0.5		1,200.00	000100	150.3
	500.00	000100	4.0		1,200.00	017400	12.9
	525.00	007600	85.5		1,550.00	017410	2.9
Wtd. Avg. Base & Total Tons	523.06		90.0		1,596.76	025100	17.3
					1,600.00	000100	81.0
Gewurztraminer	1,500.00	000100	7.8		1,650.00	013600	26.4
	1,500.00	013400	1.2		1,700.00	000100	5.5
	1,500.00	019100	21.0		1,733.97	000100	117.7
	1,600.00	000100	10.4		1,761.45	000100	31.3
	1,600.00	020600	17.3		1,794.63	025100	6.7
	1,651.00	000100	18.0		1,797.95	025100	8.8
	1,651.46	000100	6.6		1,800.00	000100	7.1
	1,700.00	000100	7.4		1,800.00	020800	5.3
	1,700.00	020800	2.9		1,802.14	025100	8.4
	1,750.00	000100	2.9		1,803.33	025100	5.4
	1,800.00	000100	2.2		1,805.76	025100	12.5
	1,850.00	000100	2.1		1,850.00	000100	3.6
	2,000.00	000100	12.3		1,872.00	025100	0.5
	2,000.00	017200	2.1		1,890.69	017400	22.2
	2,100.00	000100	1.1		1,900.00	010700	2.9
	2,700.00	018050	4.9		1,900.00	017500	15.3
	3,500.00	000100	1.1		1,937.60	000100	28.1
Wtd. Avg. Base & Total Tons	1,719.35		121.3		1,950.00	000100	87.7
					2,000.00	000100	94.4
Gray Riesling *	1,350.00	013100	5.9		2,000.00	011100	3.3
Wtd. Avg. Base & Total Tons	1,350.00		5.9		2,000.00	017200	6.0
					2,050.00	000100	92.5
Grenache Blanc	2,500.00	000100	4.4		2,100.00	000100	51.6
Wtd. Avg. Base & Total Tons	2,500.00		4.4		2,100.00	024500	7.0
					2,140.04	017300	2.3
Gruner Veltliner	1,700.00	000100	0.4		2,274.92	013600	8.0
Wtd. Avg. Base & Total Tons	1,700.00		0.4		2,300.00	000100	2.7
					2,472.24	013600	9.2
Malvasia Bianca	1,250.00	000100	22.1		3,500.00	013400	3.1
	1,850.00	000100	21.0	Wtd. Avg. Base & Total Tons	1,695.78		1,024.0
Wtd. Avg. Base & Total Tons	1,542.34		43.1				
				Marsanne	2,000.00	000100	10.3
					2,083.00	000100	1.9
				Roussanne	2,000.00	000100	4.1
					2,200.00	000100	6.9
					2,200.00	017000	2.2
					2,247.86	000100	2.3
					2,250.00	000100	2.2
Wtd. Avg. Base & Total Tons	2,108.23		24.4		2,256.00	000100	2.6

TABLE 8: BASE PRICE PAID TO GROWERS FOR GRAPES CRUSHED AND DELIVERED TO CALIFORNIA PROCESSORS FROM THE 2010 CROP WITH BRIX FACTORS AND PURCHASED TONNAGE, BY TYPE, VARIETY, REPORTING DISTRICT WHERE GROWN, AND WEIGHTED AVERAGE BASE PRICE.

District, Type, and Variety	Base Price	Brix	Tons	District, Type, and Variety	Base Price	Brix	Tons
	Per Ton	Factors			Per Ton	Factors	
	Dollars	Code a/			Dollars	Code a/	
DISTRICT 3 (Cont'd)					1,500.00	019000	21.8
Roussanne (Cont'd)	2,500.00	000100	1.7		1,500.00	020800	20.1
	4,634.00	000100	2.2		1,530.00	000100	6.8
Wtd. Avg. Base & Total Tons	1,877.80		34.5		1,545.57	015700	39.1
					1,550.00	000100	91.0
Sauvignon Blanc	500.00	000100	233.5		1,575.00	000100	57.3
	600.00	000100	6.2		1,600.00	000100	158.4
	800.00	000100	119.1		1,600.00	013600	9.2
	800.00	017000	11.0		1,600.00	017200	4.1
	900.00	000100	120.6		1,600.00	019000	45.7
	1,000.00	000100	112.5		1,600.00	021500	6.2
	1,000.00	009500	32.4		1,605.22	021200	46.6
	1,000.00	011100	15.3		1,623.00	000100	151.3
	1,000.00	013800	10.4		1,650.00	000100	72.1
	1,000.00	018900	75.7		1,650.00	018050	8.5
	1,027.00	000100	180.7		1,655.94	000100	13.8
	1,050.00	000100	4.4		1,662.25	021200	84.6
	1,050.00	020600	7.3		1,666.63	000100	9.9
	1,075.00	000100	72.7		1,691.52	000100	22.9
	1,100.00	000100	214.5		1,692.77	000100	103.4
	1,105.00	013600	7.7		1,692.77	017200	52.1
	1,105.00	015500	827.8		1,700.00	000100	28.9
	1,142.00	000100	61.4		1,716.81	017200	23.3
	1,150.00	000100	26.2		1,717.40	017200	48.7
	1,175.00	000100	79.0		1,750.00	000100	2.2
	1,200.00	000100	542.9		1,760.00	000100	17.8
	1,200.00	009500	136.1		1,800.00	000100	119.8
	1,200.00	013800	3.0		1,800.00	014100	6.9
	1,225.00	000100	99.1		1,800.00	016600	17.1
	1,230.30	000100	864.4		1,800.00	017400	4.1
	1,250.00	000100	45.2		1,848.00	001900	7.4
	1,250.00	009500	3.9		1,913.56	000100	6.2
	1,298.77	000100	377.8		1,934.36	000100	26.5
	1,300.00	000100	103.2		1,936.62	000100	6.4
	1,300.00	013600	14.8		2,000.00	000100	114.9
	1,300.00	017400	13.7		2,000.00	020800	34.2
	1,300.00	018000	6.4		2,200.00	000100	7.0
	1,300.00	020800	43.8		2,400.00	000100	28.3
	1,320.00	009500	21.1		2,700.00	000100	20.2
	1,334.00	000100	20.3		2,738.89	021000	6.8
	1,350.00	000100	4.8		3,000.00	000100	12.8
	1,400.00	000100	32.6		3,992.80	000100	1.7
	1,400.00	016600	13.1	Wtd. Avg. Base & Total Tons	1,316.44		7,727.7
	1,400.00	017200	5.1				
	1,400.00	020800	2.9	Sauvignon Musque	1,100.00	000100	9.8
	1,404.09	000100	6.5		1,400.00	017200	9.4
	1,417.80	000100	189.7		1,530.00	000100	26.2
	1,417.80	013400	103.9		1,716.81	013800	19.8
	1,417.80	015800	50.1		1,812.36	000100	6.7
	1,417.80	019200	14.7		1,850.00	000100	3.9
	1,417.81	000100	66.4	Wtd. Avg. Base & Total Tons	1,548.50		75.8
	1,422.33	000100	6.0				
	1,425.00	000100	87.3	Sauvignon Vert *	1,700.00	000100	1.9
	1,450.00	000100	42.3		1,900.00	000100	1.2
	1,454.80	000100	4.2	Wtd. Avg. Base & Total Tons	1,777.42		3.1
	1,466.69	000100	44.6				
	1,466.69	017400	130.5	Semillon	800.00	000100	1.8
	1,470.00	000100	7.6		1,000.00	000100	5.5
	1,470.00	020800	2.2		1,100.00	000100	7.0
	1,470.06	000100	81.4		1,105.00	000100	9.6
	1,470.06	009500	50.2		1,417.80	000100	1.1
	1,470.06	017200	5.0		1,625.00	000100	1.1
	1,470.89	017200	12.8		1,650.00	000100	2.6
	1,471.00	000100	22.7		2,104.00	000100	0.3
	1,471.93	019000	9.2		2,203.13	021200	14.8
	1,471.94	000100	82.7		2,300.00	010900	1.0
	1,471.97	000100	66.2		2,358.00	000100	1.7
	1,471.97	013400	150.0		2,500.00	000100	14.1
	1,472.00	013100	4.6		2,738.62	015900	95.6
	1,486.56	000100	187.9		3,000.00	000100	7.3
	1,491.03	000100	35.8		3,172.08	070800	3.4
	1,500.00	000100	49.7		3,176.98	000100	11.3
	1,500.00	017200	74.8		4,468.37	000100	4.9

TABLE 8: BASE PRICE PAID TO GROWERS FOR GRAPES CRUSHED AND DELIVERED TO CALIFORNIA PROCESSORS FROM THE 2010 CROP WITH BRIX FACTORS AND PURCHASED TONNAGE, BY TYPE, VARIETY, REPORTING DISTRICT WHERE GROWN, AND WEIGHTED AVERAGE BASE PRICE.

District, Type, and Variety	Base Price	Brix	Tons	District, Type, and Variety	Base Price	Brix	Tons
	Per Ton	Factors			Per Ton	Factors	
	Dollars	Code a/			Dollars	Code a/	
DISTRICT 3 (Cont'd)					1,700.00	013400	1.8
Semillon (Cont'd)	5,380.00	000100	3.6		1,785.31	025100	4.9
Wtd. Avg. Base & Total Tons	2,567.44		186.7		1,823.23	025100	3.1
					2,200.00	000100	2.8
Tocai Friulano	1,650.00	009500	10.8		3,189.68	025100	3.1
	2,274.92	009500	16.5		3,194.29	025100	5.6
Wtd. Avg. Base & Total Tons	2,027.70		27.3	Wtd. Avg. Base & Total Tons	2,242.81		24.2
				WINE GRAPES (RED)			
Vermentino *	1,500.00	000100	22.8	Aleatico	2,500.00	000100	5.0
	2,500.00	000100	2.8		3,000.00	000100	11.3
Wtd. Avg. Base & Total Tons	1,609.38		25.6	Wtd. Avg. Base & Total Tons	2,846.63		16.3
				Alicante Bouschet *	1,200.00	000100	0.3
Vernaccia	1,600.00	000100	2.0		1,550.00	000100	0.6
	2,274.92	013600	31.3		2,000.00	000100	12.7
Wtd. Avg. Base & Total Tons	2,234.38		33.3		2,411.22	025100	7.4
					2,453.65	000100	1.4
Viognier	1,500.00	000100	2.8		2,500.00	000100	0.8
	1,500.00	027600	2.6		2,506.35	000100	1.1
	1,750.00	000100	17.6		2,723.64	025100	1.1
	1,800.00	000100	5.0		3,000.00	000100	0.4
	1,800.00	027500	6.5		3,134.70	000100	0.4
	1,900.00	024500	3.9		3,386.00	000100	3.1
	2,000.00	000100	47.9		3,386.00	017400	0.9
	2,000.00	027500	1.6		3,500.00	000100	0.5
	2,100.00	000100	3.9	Wtd. Avg. Base & Total Tons	2,393.13		30.7
	2,139.59	000100	17.0				
	2,300.00	000100	23.2	Barbera	1,200.00	000100	8.0
	2,324.54	000100	9.5		1,650.00	017400	22.2
	2,325.00	000100	1.1		2,000.00	000100	1.4
	2,350.00	000100	6.2		2,400.00	000100	1.2
	2,354.00	000100	11.7		2,500.00	025100	4.3
	2,360.00	000100	5.3		2,800.00	000100	2.5
	2,373.17	000100	7.6		2,875.76	000100	5.6
	2,377.32	000100	3.5	Wtd. Avg. Base & Total Tons	1,897.44		45.2
	2,390.00	000100	9.3				
	2,397.85	000100	2.2	Cabernet Franc	200.00	013600	2.7
	2,400.00	000100	6.4		400.00	000100	5.3
	2,436.23	017200	10.9		600.00	017600	2.1
	2,478.41	000100	13.7		650.00	000100	25.1
	2,500.00	000100	28.7		800.00	000100	31.0
	2,500.00	018050	14.9		900.00	000100	15.6
	2,500.00	020800	0.4		1,000.00	000100	6.1
	2,500.00	022900	1.7		1,100.00	000100	18.1
	2,600.00	024500	3.0		1,200.00	000100	6.9
	2,733.92	000100	6.8		1,500.00	000100	21.1
	2,850.00	000100	0.7		1,500.00	028000	1.4
	2,984.00	016310	1.2		1,700.00	000100	48.4
	3,000.00	000100	6.2		1,739.67	020800	6.3
	3,040.00	002200	6.3		1,900.00	000100	5.2
	3,077.00	025100	0.5		2,000.00	000100	7.0
	3,104.00	025100	1.3		2,000.00	017400	0.8
	3,435.00	000100	0.3		2,000.00	021000	13.3
	3,476.19	022900	3.0		2,007.27	000100	2.2
	3,500.00	013400	0.4		2,087.60	000100	1.3
	3,695.00	000100	2.7		2,100.00	000100	40.3
	3,750.00	022900	2.0		2,100.00	024300	0.4
Wtd. Avg. Base & Total Tons	2,313.19		299.5		2,122.00	000100	5.9
					2,160.09	000100	38.3
White Riesling *	1,800.00	000100	4.0		2,161.05	000100	14.3
	2,000.00	000100	1.9		2,200.00	000100	16.6
	2,000.00	011300	8.3		2,200.00	018000	1.8
	2,090.90	000100	13.0		2,200.00	020800	22.6
	2,300.00	000100	3.8		2,200.00	060908	3.1
	2,323.22	000100	6.9		2,270.59	017400	42.1
	2,563.18	000100	5.2		2,300.00	000100	47.1
	2,563.18	017400	48.4		2,300.00	017400	1.7
	2,671.70	000100	20.3		2,319.56	000100	14.5
Wtd. Avg. Base & Total Tons	2,425.53		111.8		2,347.40	000100	0.8
					2,358.96	013800	10.6
Other White b/	800.00	011300	0.2		2,360.00	000100	24.5
	1,000.00	011300	0.6		2,400.00	000100	1.7
	1,000.00	013600	2.0				
	1,200.00	000100	0.1				

TABLE 8: BASE PRICE PAID TO GROWERS FOR GRAPES CRUSHED AND DELIVERED TO CALIFORNIA PROCESSORS FROM THE 2010 CROP WITH BRIX FACTORS AND PURCHASED TONNAGE, BY TYPE, VARIETY, REPORTING DISTRICT WHERE GROWN, AND WEIGHTED AVERAGE BASE PRICE.

District, Type, and Variety	Base Price	Brix	Tons	District, Type, and Variety	Base Price	Brix	Tons
	Per Ton	Factors			Per Ton	Factors	
	Dollars	Code a/			Dollars	Code a/	
DISTRICT 3 (Cont'd)					1,361.25	025100	4.2
Cabernet Franc (Cont'd)	2,400.00	019200	10.7		1,400.00	000100	12.2
	2,500.00	000100	27.1		1,450.00	023600	5.0
	2,551.52	017300	13.8		1,500.00	000100	800.4
	2,600.00	000100	6.4		1,500.00	013800	2.7
	2,621.73	000100	16.2		1,500.00	020800	2.7
	2,667.49	017200	40.5		1,500.00	021000	5.1
	2,712.64	000100	0.8		1,500.00	021200	7.9
	2,780.00	000100	1.5		1,500.00	021500	21.0
	2,800.00	021000	3.2		1,500.00	029200	5.0
	2,800.00	021500	1.7		1,550.00	000100	92.2
	2,948.70	000100	4.3		1,566.21	000100	27.0
	3,000.00	000100	20.0		1,566.21	025100	18.8
	3,000.00	014100	1.8		1,600.00	000100	255.0
	3,063.08	000100	13.6		1,600.00	009150	14.3
	3,184.60	000100	5.6		1,650.00	019200	29.4
	3,200.00	003100	1.2		1,650.00	021500	63.4
	3,221.03	000100	1.4		1,659.65	019200	19.8
	3,400.00	000100	1.0		1,661.93	000100	5.2
	3,500.00	000100	6.0		1,700.00	000100	255.7
	3,750.00	000100	0.4		1,700.00	020800	214.1
	4,000.00	002200	2.3		1,755.66	000100	350.1
	4,000.00	021500	10.0		1,793.89	000100	28.3
	4,300.00	021500	0.5		1,794.00	000100	31.0
	4,500.00	017400	0.2		1,794.12	019300	19.9
	4,500.00	017600	3.4		1,800.00	000100	643.0
	4,632.01	000100	6.8		1,800.00	013800	36.7
	4,765.90	000100	6.3		1,800.00	014400	2.0
	7,659.61	000100	1.7		1,800.00	018000	22.8
Wtd. Avg. Base & Total Tons	2,166.55		714.6		1,800.00	020800	62.0
					1,800.00	021000	30.2
Cabernet Sauvignon	200.00	000100	2.1		1,800.00	024500	2.6
	250.00	000100	25.7		1,818.81	000100	12.2
	350.00	000100	1.1		1,843.72	000100	54.7
	400.00	000100	13.7		1,850.00	000100	219.4
	500.00	000100	90.5		1,850.00	019100	42.1
	576.07	000100	1.3		1,850.00	019200	611.9
	600.00	000100	41.8		1,854.91	019200	27.3
	650.00	000100	148.2		1,870.00	000100	23.4
	700.00	000100	244.7		1,875.00	017600	2.0
	700.00	017400	3.5		1,875.00	020800	360.7
	750.00	000100	39.0		1,881.96	000100	13.0
	800.00	000100	71.8		1,883.58	000100	26.6
	800.00	017600	1.0		1,890.00	000100	27.3
	800.00	021500	63.7		1,893.55	000100	31.8
	800.00	021600	51.1		1,900.00	000100	180.2
	808.00	000100	8.5		1,900.00	018000	10.2
	850.00	000100	297.8		1,900.00	019200	138.8
	900.00	000100	138.8		1,900.00	019300	74.7
	900.00	017400	2.2		1,900.00	024500	1.6
	960.00	000100	76.1		1,950.00	000100	73.3
	1,000.00	000100	1,194.0		1,950.00	025100	16.5
	1,000.00	013600	3.2		1,952.53	019200	157.1
	1,000.00	021000	23.0		1,952.53	019300	31.7
	1,067.00	000100	15.8		1,964.19	000100	17.6
	1,100.00	000100	47.2		1,975.11	000100	292.4
	1,100.00	009500	0.6		1,975.11	020800	49.7
	1,150.00	000100	100.0		1,988.00	000100	64.8
	1,150.00	021500	49.0		1,993.46	019200	79.9
	1,200.00	000100	301.2		1,993.46	019400	41.7
	1,200.00	004210	42.5		1,995.50	000100	47.9
	1,200.00	019500	13.2		2,000.00	000100	515.7
	1,200.00	024500	11.7		2,000.00	013800	6.5
	1,250.00	013800	10.9		2,000.00	017400	6.9
	1,286.72	025100	0.8		2,000.00	019200	38.4
	1,300.00	000100	151.3		2,000.00	021000	99.6
	1,333.33	021000	0.8		2,000.00	021800	3.5
	1,344.04	025100	6.8		2,000.00	024500	1.8
	1,350.00	000100	3.1		2,050.00	000100	74.8
	1,350.00	023100	56.2		2,050.16	000100	48.1
	1,351.78	025100	7.6		2,050.16	019200	65.1
	1,352.41	025100	4.2		2,050.23	000100	27.9
	1,358.31	025100	6.5		2,060.10	000100	38.1

TABLE 8: BASE PRICE PAID TO GROWERS FOR GRAPES CRUSHED AND DELIVERED TO CALIFORNIA PROCESSORS FROM THE 2010 CROP WITH BRIX FACTORS AND PURCHASED TONNAGE, BY TYPE, VARIETY, REPORTING DISTRICT WHERE GROWN, AND WEIGHTED AVERAGE BASE PRICE.

District, Type, and Variety	Base Price	Brix	Tons	District, Type, and Variety	Base Price	Brix	Tons
	Per Ton	Factors			Per Ton	Factors	
	Dollars	Code a/			Dollars	Code a/	
DISTRICT 3 (Cont'd)					2,400.00	017000	4.0
Cabernet Sauvignon (Cont'd)	2,063.00	000100	38.3		2,400.00	024300	4.1
	2,092.87	000100	59.9		2,413.00	025100	9.8
	2,100.00	000100	361.4		2,414.03	000100	171.3
	2,100.00	025100	47.7		2,414.03	017500	69.1
	2,100.00	026500	5.2		2,414.03	019300	48.5
	2,130.00	000100	47.9		2,430.00	000100	24.2
	2,135.00	000100	80.0		2,440.67	019400	31.4
	2,138.54	000100	78.2		2,443.75	000100	191.4
	2,142.71	000100	18.9		2,444.60	000100	5.6
	2,142.76	000100	74.4		2,450.00	000100	1.5
	2,143.67	000100	26.7		2,468.90	000100	53.8
	2,143.77	000100	54.5		2,472.00	000100	5.9
	2,147.79	000100	42.3		2,496.74	017400	4.2
	2,147.79	019100	56.2		2,500.00	000100	611.7
	2,147.79	019200	36.5		2,500.00	013800	26.0
	2,147.79	019300	98.7		2,500.00	018000	10.6
	2,150.00	000100	194.1		2,500.00	023400	7.7
	2,150.00	020800	481.6		2,508.57	000100	3.3
	2,150.00	024400	3.6		2,508.74	000100	274.3
	2,158.35	000100	13.0		2,509.00	024500	10.1
	2,172.62	000100	4.3		2,518.91	000100	9.7
	2,175.00	000100	57.7		2,521.21	000100	50.7
	2,192.54	000100	79.9		2,523.10	025100	21.9
	2,192.81	000100	17.3		2,523.76	000100	405.9
	2,192.81	019200	173.5		2,523.76	017100	7.4
	2,192.81	019300	36.1		2,523.76	019300	86.4
	2,194.00	000100	1.2		2,523.76	020800	219.8
	2,194.00	022900	12.0		2,528.91	000100	34.0
	2,194.00	025100	17.9		2,550.00	000100	40.1
	2,194.53	000100	15.6		2,569.08	016100	35.3
	2,194.57	000100	791.9		2,593.00	024300	5.0
	2,195.00	000100	8.5		2,600.00	000100	52.9
	2,195.00	019200	39.7		2,600.00	025100	1.6
	2,196.60	000100	43.6		2,622.17	023000	2.2
	2,196.60	019300	26.2		2,622.78	000100	5.9
	2,200.00	000100	199.2		2,630.00	000100	20.9
	2,200.00	013800	52.2		2,633.48	000100	72.3
	2,200.00	019400	61.2		2,633.48	017400	74.8
	2,200.00	020800	36.9		2,650.00	000100	5.2
	2,200.00	024800	115.8		2,668.98	000100	41.0
	2,200.00	025300	141.2		2,680.00	002100	2.4
	2,226.35	000100	2.9		2,700.00	000100	42.9
	2,231.11	000100	47.1		2,700.00	021500	12.0
	2,236.00	000100	61.9		2,700.00	025300	31.0
	2,239.56	000100	2.0		2,728.96	000100	210.7
	2,240.00	000100	54.7		2,733.64	000100	50.1
	2,245.41	017400	163.4		2,736.80	000100	82.1
	2,245.51	000100	27.6		2,800.00	000100	81.9
	2,250.00	000100	17.7		2,800.00	021000	29.1
	2,265.00	000100	70.9		2,804.79	000100	2.3
	2,270.33	000100	40.2		2,850.65	000100	34.7
	2,270.49	017400	21.7		2,853.94	000100	0.3
	2,280.52	013800	54.0		2,855.07	000100	12.9
	2,280.67	000100	20.5		2,900.00	000100	120.6
	2,284.74	000100	45.7		2,900.00	021000	38.7
	2,286.68	000100	127.9		2,964.68	000100	6.2
	2,289.90	000100	5.2		2,992.37	000100	5.9
	2,300.00	000100	442.9		3,000.00	000100	58.0
	2,300.00	021500	16.4		3,000.00	017900	3.7
	2,300.00	025100	8.4		3,000.00	021500	11.1
	2,304.30	000100	379.7		3,000.00	024500	3.4
	2,304.30	015900	86.3		3,059.00	014100	15.1
	2,304.30	017400	151.6		3,078.70	000100	26.5
	2,305.48	000100	24.8		3,078.90	000100	310.0
	2,325.00	000100	372.5		3,131.98	000100	47.8
	2,337.13	000100	48.4		3,177.67	025100	4.3
	2,348.92	000100	206.3		3,190.30	025100	3.3
	2,350.00	000100	111.3		3,200.00	000100	9.2
	2,371.46	000100	20.7		3,200.00	014100	6.9
	2,394.70	017800	13.3		3,200.00	020800	6.0
	2,400.00	000100	278.4		3,200.00	025100	1.1
	2,400.00	013800	10.2		3,238.79	025100	3.3

TABLE 8: BASE PRICE PAID TO GROWERS FOR GRAPES CRUSHED AND DELIVERED TO CALIFORNIA PROCESSORS FROM THE 2010 CROP WITH BRIX FACTORS AND PURCHASED TONNAGE, BY TYPE, VARIETY, REPORTING DISTRICT WHERE GROWN, AND WEIGHTED AVERAGE BASE PRICE.

District, Type, and Variety	Base Price	Brix	Tons	District, Type, and Variety	Base Price	Brix	Tons
	Per Ton	Factors			Per Ton	Factors	
	Dollars	Code a/			Dollars	Code a/	
DISTRICT 3 (Cont'd)				Grenache *			
Cabernet Sauvignon (Cont'd)	3,244.14	025100	2.9		1,000.00	000100	3.0
	3,250.00	014000	9.1		1,500.00	000100	0.4
	3,258.18	025100	1.1		1,500.00	029125	4.7
	3,296.68	000100	12.5		1,600.00	013600	1.8
	3,390.45	000100	39.5		1,733.40	025100	1.0
	3,500.00	000100	50.9		1,790.00	025100	4.5
	3,500.00	014100	2.3		2,000.00	000100	2.4
	3,500.00	017400	2.0		2,000.00	018000	0.4
	3,500.00	024500	8.5		2,000.00	024800	0.8
	3,500.00	024800	5.0		2,000.00	026500	4.8
	3,600.00	003100	8.1		2,200.00	000100	3.7
	3,750.00	000100	8.1		2,200.00	018000	1.2
	4,000.00	000100	11.1		2,300.00	000100	1.1
	4,000.00	019500	15.2		2,350.00	000100	1.5
	4,000.00	024300	20.2		2,400.00	000100	6.0
	4,100.00	000100	2.6		2,500.00	000100	17.4
	4,150.00	000100	29.0		2,500.00	028000	0.8
	4,200.00	000100	14.9		2,631.41	000100	3.1
	4,200.00	004270	8.2		2,670.00	000100	4.1
	4,300.00	021500	4.3		2,670.34	000100	7.3
	4,400.00	000100	10.7		2,673.99	000100	9.0
	4,500.00	017400	2.7		2,700.00	018050	1.0
	4,514.40	000100	5.6		2,900.00	000100	0.7
	4,688.78	000100	6.2		2,941.39	000100	1.0
	4,750.00	025100	19.4		3,000.00	000100	2.8
	4,765.90	000100	122.6		3,000.00	025100	2.3
	5,000.00	000100	486.4		3,100.00	000100	2.4
	6,500.00	017600	5.5		3,300.00	024500	0.7
	7,000.00	021200	28.2		3,500.00	000100	1.4
	7,592.07	000100	4.3		3,600.00	000100	3.7
Wtd. Avg. Base & Total Tons	2,082.52		21,786.5		3,750.00	000100	0.7
					4,557.64	000100	11.2
					4,615.00	000100	2.6
Carignane	1,200.00	000100	24.7		6,450.00	025100	1.3
	1,200.00	021000	7.3	Wtd. Avg. Base & Total Tons	2,748.31		110.8
	1,500.00	000100	5.5				
	1,500.00	021200	7.4				
	1,800.00	000100	34.6	Malbec	900.00	000100	6.7
	1,888.46	000100	2.5		1,000.00	021500	3.4
	1,891.08	000100	24.5		1,500.00	000100	8.3
	1,919.00	000100	7.0		1,500.00	028000	3.9
	1,950.00	000100	32.9		1,800.00	000100	18.2
	2,000.00	000100	26.5		2,000.00	000100	8.3
	2,000.00	018000	1.9		2,000.00	017400	2.2
	2,000.00	025100	6.9		2,000.00	021000	1.1
	2,197.48	025100	6.8		2,100.00	019100	20.1
	2,200.00	018000	1.1		2,111.67	000100	7.5
	2,209.56	025100	4.3		2,130.00	013800	4.3
	2,500.00	000100	8.7		2,200.00	000100	31.8
	2,600.00	000100	6.2		2,276.65	000100	20.7
	2,688.88	000100	5.1		2,300.00	000100	1.8
	2,800.00	000100	2.7		2,375.00	000100	8.6
	3,000.00	000100	0.8		2,398.84	019300	5.9
	3,370.00	000100	3.0		2,400.00	000100	1.2
	3,586.15	025100	5.2		2,409.77	000100	14.7
	3,700.00	000100	0.7		2,453.77	000100	5.3
Wtd. Avg. Base & Total Tons	1,940.02		226.3		2,464.41	000100	3.3
					2,468.81	019500	7.6
					2,491.49	013800	34.1
Cinsaut *	2,000.00	000100	1.8		2,500.00	000100	1.0
	2,000.00	013800	5.5		2,500.00	018000	0.4
	2,600.00	000100	0.6		2,500.00	021500	1.0
Wtd. Avg. Base & Total Tons	2,045.57		7.9		2,500.00	025100	2.2
					2,508.74	000100	5.4
Dolcetto	1,500.00	000100	2.1		2,528.85	000100	3.6
	1,800.00	000100	0.6		2,529.28	000100	1.4
	1,900.00	000100	9.9		2,565.04	019200	7.8
	2,000.00	000100	1.1		2,575.34	000100	14.7
Wtd. Avg. Base & Total Tons	1,842.34		13.7		2,580.00	000100	2.9
					2,600.00	025100	14.9
Gamay (Napa) *	525.00	007600	5.5		2,655.74	017400	2.1
	2,000.00	017000	4.2		2,655.74	021000	14.9
Wtd. Avg. Base & Total Tons	1,163.66		9.7		2,700.00	000100	0.9
					2,908.67	019300	10.5

TABLE 8: BASE PRICE PAID TO GROWERS FOR GRAPES CRUSHED AND DELIVERED TO CALIFORNIA PROCESSORS FROM THE 2010 CROP WITH BRIX FACTORS AND PURCHASED TONNAGE, BY TYPE, VARIETY, REPORTING DISTRICT WHERE GROWN, AND WEIGHTED AVERAGE BASE PRICE.

District, Type, and Variety	Base Price	Brix	Tons	District, Type, and Variety	Base Price	Brix	Tons
	Per Ton	Factors			Per Ton	Factors	
	Dollars	Code a/			Dollars	Code a/	
DISTRICT 3 (Cont'd)							
Malbec (Cont'd)	3,000.00	000100	8.1		1,400.00	000100	535.9
	3,030.00	000100	1.9		1,400.00	019200	86.2
	3,059.00	014100	1.7		1,400.00	019300	21.1
	3,114.36	000100	0.5		1,400.00	021500	24.6
	3,200.00	000100	14.2		1,400.00	023100	232.7
	3,500.00	000100	2.0		1,400.00	024800	25.7
	3,700.00	000100	12.0		1,424.71	019200	196.4
	3,750.00	000100	0.6		1,441.53	000100	47.3
	4,765.90	019100	4.2		1,450.00	019100	1.9
Wtd. Avg. Base & Total Tons	2,430.82		347.9		1,473.84	000100	166.0
					1,473.84	017400	41.7
					1,473.90	000100	24.6
Mataro *	1,000.00	000100	1.7		1,488.48	000100	30.6
	1,778.08	025100	3.9		1,500.00	000100	294.9
	2,200.00	018000	0.6		1,500.00	017200	24.7
	2,400.00	000100	7.3		1,500.00	024300	2.0
	2,500.00	000100	6.8		1,500.00	025100	25.6
	2,538.18	000100	2.9		1,507.00	000100	25.6
	2,579.00	000100	0.6		1,517.78	000100	13.9
	2,800.00	000100	3.0		1,522.97	019200	107.1
	2,837.00	016310	1.6		1,533.13	017400	22.9
	3,000.00	000100	8.3		1,542.98	000100	23.0
	3,000.00	017200	1.2		1,544.50	000100	45.7
	3,237.50	000100	0.4		1,544.70	019200	57.3
Wtd. Avg. Base & Total Tons	2,509.58		38.3		1,544.70	019300	1.3
					1,549.38	000100	5.9
Merlot	130.00	017800	2.2		1,550.00	000100	262.6
	200.00	017600	1.2		1,550.00	023100	11.0
	300.00	000100	2.4		1,562.90	000100	47.4
	375.00	024300	31.0		1,562.90	017400	52.2
	390.73	000100	41.4		1,562.90	020800	11.5
	400.00	000100	14.6		1,600.00	000100	177.6
	440.00	000100	15.7		1,614.00	000100	56.7
	450.00	000100	1.2		1,625.00	000100	85.6
	500.00	000100	616.5		1,628.54	000100	117.9
	550.00	000100	58.7		1,635.21	000100	3.2
	650.00	000100	11.5		1,637.33	000100	50.0
	650.00	021600	282.2		1,637.33	017200	21.8
	700.00	000100	126.9		1,641.05	000100	147.5
	700.00	019400	34.6		1,650.00	000100	138.4
	800.00	000100	605.2		1,657.50	000100	7.4
	800.00	017600	1.0		1,657.70	000100	19.5
	900.00	000100	64.8		1,658.00	000100	8.4
	950.00	000100	41.1		1,661.93	000100	2.3
	1,000.00	000100	678.6		1,700.00	000100	103.9
	1,000.00	017200	2.7		1,700.00	017600	2.9
	1,000.00	021200	5.9		1,700.00	021200	8.8
	1,000.00	024500	52.1		1,711.20	025100	3.7
	1,100.00	000100	189.5		1,711.75	017200	74.0
	1,100.00	020800	32.7		1,715.74	000100	36.3
	1,150.00	021200	86.6		1,722.50	020800	112.2
	1,179.28	000100	41.2		1,733.00	000100	5.5
	1,190.78	000100	151.7		1,745.90	000100	1.3
	1,200.00	000100	202.6		1,750.00	000100	74.0
	1,200.00	014400	3.0		1,780.00	000100	5.2
	1,200.00	019500	29.1		1,800.00	000100	131.2
	1,200.00	020800	149.0		1,800.00	013800	78.8
	1,200.00	021200	17.5		1,800.00	021000	39.5
	1,200.00	024800	41.8		1,827.99	000100	9.8
	1,200.00	025100	24.9		1,839.96	000100	4.3
	1,200.00	057700	48.2		1,884.01	000100	11.6
	1,220.23	000100	88.9		1,900.00	022900	15.9
	1,250.00	000100	113.7		1,900.00	024500	0.5
	1,275.00	020800	338.2		1,935.02	000100	4.2
	1,277.60	000100	29.9		1,965.12	017500	16.4
	1,300.00	000100	149.6		1,995.00	000100	22.7
	1,300.00	025100	5.6		2,000.00	000100	207.4
	1,339.63	000100	18.6		2,000.00	017400	1.3
	1,350.00	000100	458.5		2,000.00	021000	102.3
	1,350.00	021500	156.6		2,000.00	024300	5.2
	1,364.31	000100	38.8		2,034.73	000100	17.0
	1,375.64	000100	70.8		2,100.00	021500	1.0
	1,390.05	000100	8.6		2,109.80	000100	49.0

TABLE 8: BASE PRICE PAID TO GROWERS FOR GRAPES CRUSHED AND DELIVERED TO CALIFORNIA PROCESSORS FROM THE 2010 CROP WITH BRIX FACTORS AND PURCHASED TONNAGE, BY TYPE, VARIETY, REPORTING DISTRICT WHERE GROWN, AND WEIGHTED AVERAGE BASE PRICE.

District, Type, and Variety	Base Price	Brix	Tons	District, Type, and Variety	Base Price	Brix	Tons
	Per Ton	Factors			Per Ton	Factors	
	Dollars	Code a/			Dollars	Code a/	
DISTRICT 3 (Cont'd)					3,429.51	000100	0.1
Merlot (Cont'd)	2,300.00	000100	137.7		3,500.00	000100	4.6
	2,407.05	000100	41.7		3,700.00	000100	0.5
	2,500.00	000100	3.8		4,500.00	017400	0.2
	2,500.00	018000	0.4		4,765.90	019100	1.6
	2,700.00	000100	7.8		7,458.47	000100	0.4
	2,700.00	003100	4.7	Wtd. Avg. Base & Total Tons	2,468.94		231.0
	2,750.00	000100	7.3				
	3,000.00	000100	9.7	Petite Sirah	350.00	009500	0.2
	3,800.00	017600	4.2		700.00	000100	0.4
	4,500.00	000100	2.5		900.00	000100	3.8
	4,765.90	000100	4.8		1,000.00	000100	23.1
	7,525.39	000100	1.9		1,200.00	000100	15.4
Wtd. Avg. Base & Total Tons	1,299.20		9,865.1		1,200.00	017600	2.6
					1,292.93	025100	9.2
Meunier *	1,847.00	000100	4.2		1,296.90	025100	8.4
	2,000.00	000100	18.0		1,299.59	025100	8.0
	2,597.78	000100	8.4		1,300.00	025100	6.5
	3,000.00	000100	33.0		1,500.00	000100	0.9
	3,034.06	000100	146.1		1,550.00	000100	3.2
	3,600.00	018050	4.7		1,750.00	021000	1.6
	3,900.00	000100	2.3		1,800.00	025300	1.6
	3,900.00	013600	0.9		1,800.00	025400	0.6
Wtd. Avg. Base & Total Tons	2,928.56		217.6		1,800.00	027600	1.6
					1,900.00	000100	41.5
Montepulciano	1,100.00	021500	1.0		1,900.00	020800	14.2
	2,000.00	000100	0.7		2,000.00	000100	39.2
	2,000.00	017200	1.5		2,000.00	021800	25.6
	3,000.00	000100	8.2		2,000.00	029200	8.9
Wtd. Avg. Base & Total Tons	2,640.35		11.4		2,100.00	000100	10.1
					2,150.00	026500	4.3
Muscat Hamburg *	2,025.60	000100	0.8		2,186.80	025100	5.0
Wtd. Avg. Base & Total Tons	2,025.60		0.8		2,188.42	025100	1.9
					2,191.95	025100	8.2
Nebbiolo	1,000.00	000100	1.0		2,200.00	018000	1.2
	1,200.00	000100	1.5		2,200.00	021000	20.1
	2,000.00	000100	3.6		2,200.00	025100	7.8
	2,079.37	000100	0.8		2,204.34	000100	14.8
Wtd. Avg. Base & Total Tons	1,690.36		6.9		2,205.64	025100	7.8
					2,208.25	025100	8.0
Petit Verdot	700.00	021600	3.3		2,217.25	025100	5.1
	1,100.00	000100	6.1		2,224.44	025100	2.7
	1,700.00	000100	10.4		2,227.33	000100	16.6
	1,800.00	000100	4.4		2,227.33	019200	27.0
	1,900.00	000100	4.3		2,250.00	014400	2.0
	2,000.00	000100	0.3		2,250.00	026500	1.3
	2,000.00	017400	1.8		2,255.00	025100	0.4
	2,000.00	019500	2.3		2,275.73	000100	14.9
	2,084.40	000100	8.8		2,300.00	000100	3.6
	2,100.00	000100	13.6		2,300.00	013800	3.4
	2,109.80	000100	2.2		2,304.71	025100	6.1
	2,200.00	000100	22.8		2,350.00	000100	4.0
	2,200.00	025300	0.8		2,393.56	025100	14.9
	2,377.96	000100	34.1		2,397.88	025100	22.6
	2,400.00	000100	1.1		2,400.00	000100	44.5
	2,500.00	018000	2.4		2,400.00	017800	2.9
	2,500.00	025100	0.6		2,400.00	025100	22.1
	2,600.00	000100	23.6		2,400.00	025300	4.7
	2,600.00	014100	0.9		2,423.18	000100	4.6
	2,640.00	000100	2.4		2,449.27	019300	12.0
	2,642.18	000100	6.0		2,450.00	000100	2.4
	2,700.00	000100	1.5		2,453.65	000100	1.5
	2,745.25	000100	5.5		2,471.59	021800	3.3
	2,774.29	019300	10.0		2,472.00	000100	1.9
	2,778.24	000100	2.3		2,474.00	000100	1.3
	2,778.24	026500	0.8		2,474.15	000100	15.9
	2,818.19	000100	5.1		2,480.13	000100	11.2
	2,900.00	000100	17.1		2,480.13	021200	7.4
	3,000.00	000100	21.9		2,480.24	000100	0.1
	3,000.00	017400	0.4		2,500.00	000100	119.5
	3,170.00	000100	1.8		2,500.00	013800	4.0
	3,194.98	000100	2.1		2,500.00	024500	2.0
	3,300.00	021500	2.9		2,500.00	025300	3.3

TABLE 8: BASE PRICE PAID TO GROWERS FOR GRAPES CRUSHED AND DELIVERED TO CALIFORNIA PROCESSORS FROM THE 2010 CROP WITH BRIX FACTORS AND PURCHASED TONNAGE, BY TYPE, VARIETY, REPORTING DISTRICT WHERE GROWN, AND WEIGHTED AVERAGE BASE PRICE.

District, Type, and Variety	Base Price	Brix	Tons	District, Type, and Variety	Base Price	Brix	Tons
	Per Ton	Factors			Per Ton	Factors	
	Dollars	Code a/			Dollars	Code a/	
DISTRICT 3 (Cont'd)					1,750.00	021500	18.2
Petite Sirah (Cont'd)	2,529.00	021000	20.0		1,800.00	000100	835.8
	2,560.20	000100	8.5		1,800.00	021500	17.7
	2,571.73	000100	9.6		1,800.00	024500	57.8
	2,600.00	000100	17.3		1,850.00	000100	22.3
	2,600.00	025100	1.1		1,900.00	000100	161.1
	2,655.00	000100	6.0		1,957.82	024500	70.0
	2,700.00	000100	4.6		2,000.00	000100	405.4
	2,700.00	018000	4.9		2,000.00	017200	1.8
	2,755.41	000100	37.5		2,000.00	021000	18.0
	2,800.00	000100	22.0		2,000.00	021200	5.7
	2,800.00	013800	10.1		2,000.00	021500	4.4
	2,845.00	000100	0.5		2,000.00	024500	29.3
	2,852.15	000100	2.4		2,050.00	000100	384.7
	2,964.29	025100	4.2		2,100.00	000100	742.8
	3,000.00	000100	20.0		2,100.00	013600	9.2
	3,000.00	025100	11.3		2,100.00	024500	71.8
	3,000.00	025300	10.5		2,150.00	024500	22.7
	3,000.00	028000	1.2		2,150.00	027800	21.5
	3,040.00	025100	3.0		2,200.00	000100	596.8
	3,173.77	025100	6.1		2,200.00	014000	6.1
	3,200.00	000100	4.6		2,200.00	021500	19.7
	3,201.30	003100	5.3		2,200.00	024500	114.3
	3,203.90	025100	8.2		2,250.00	024800	6.0
	3,207.80	025100	4.1		2,275.00	000100	16.2
	3,370.00	000100	2.0		2,275.00	007600	399.5
	3,400.00	020800	1.0		2,279.32	000100	191.8
	3,500.00	020800	0.5		2,300.00	000100	149.5
	3,500.00	023000	1.3		2,300.00	027800	11.8
	3,500.00	028000	3.9		2,350.00	000100	55.8
	3,571.43	000100	3.9		2,350.00	024500	24.7
	3,650.00	000100	4.1		2,350.00	027800	2.4
	3,687.00	000100	7.9		2,400.00	000100	371.6
	3,700.00	000100	0.7		2,400.00	014000	2.5
	3,838.00	000100	12.5		2,400.00	024500	42.1
	4,000.00	028000	0.5		2,420.85	000100	14.1
	4,200.00	000100	2.4		2,444.44	000100	0.9
	4,200.00	003100	0.6		2,450.00	021000	61.7
	4,223.63	000100	1.6		2,462.00	000100	42.6
	5,111.11	025100	0.9		2,471.20	000100	31.9
	5,250.00	025100	0.8		2,488.95	000100	2.0
Wtd. Avg. Base & Total Tons	2,379.39		962.5		2,498.62	000100	34.4
					2,500.00	000100	1,203.3
Pinot Noir	400.00	000100	0.4		2,500.00	011400	2.6
	500.00	000100	20.5		2,500.00	013700	15.4
	500.00	024500	0.3		2,500.00	013800	4.1
	675.00	000100	74.5		2,500.00	014100	5.0
	700.00	000100	30.4		2,500.00	017200	25.7
	796.44	000100	66.7		2,500.00	018050	13.8
	800.00	000100	14.4		2,500.00	019300	26.7
	850.00	000100	9.5		2,500.00	020800	24.8
	850.00	024500	18.4		2,500.00	021000	2.5
	950.00	000100	39.1		2,500.00	021200	21.9
	950.00	024500	48.5		2,500.00	022800	234.0
	1,000.00	000100	201.5		2,500.00	024500	32.8
	1,000.00	014400	0.5		2,541.47	000100	92.4
	1,181.31	024500	4.7		2,544.70	000100	58.9
	1,200.00	000100	30.3		2,550.00	000100	17.9
	1,300.00	000100	22.3		2,578.95	000100	219.8
	1,300.00	024500	20.4		2,586.86	000100	46.7
	1,400.00	000100	38.7		2,588.64	000100	115.7
	1,474.00	017200	4.4		2,596.41	000100	22.9
	1,500.00	000100	288.4		2,600.00	000100	106.9
	1,500.00	019300	101.4		2,600.00	009000	52.7
	1,500.00	021200	7.2		2,600.00	024500	68.7
	1,500.00	021500	0.8		2,625.00	000100	28.6
	1,572.00	000100	24.5		2,640.73	019200	35.1
	1,600.00	000100	66.9		2,642.00	000100	13.2
	1,650.00	000100	64.5		2,646.73	000100	15.7
	1,650.00	019500	12.3		2,688.74	000100	14.7
	1,673.69	000100	0.8		2,699.37	000100	5.3
	1,700.00	000100	565.5		2,700.00	000100	97.7
	1,747.82	000100	229.4		2,700.00	021000	28.9

TABLE 8: BASE PRICE PAID TO GROWERS FOR GRAPES CRUSHED AND DELIVERED TO CALIFORNIA PROCESSORS FROM THE 2010 CROP WITH BRIX FACTORS AND PURCHASED TONNAGE, BY TYPE, VARIETY, REPORTING DISTRICT WHERE GROWN, AND WEIGHTED AVERAGE BASE PRICE.

District, Type, and Variety	Base Price	Brix	Tons	District, Type, and Variety	Base Price	Brix	Tons
	Per Ton	Factors			Per Ton	Factors	
	Dollars	Code a/			Dollars	Code a/	
DISTRICT 3 (Cont'd)					3,200.00	021200	1.7
Pinot Noir (Cont'd)	2,700.00	024500	34.2		3,200.00	021500	10.7
	2,720.00	000100	42.4		3,200.00	021800	2.3
	2,730.65	000100	48.9		3,200.00	024500	45.9
	2,730.88	000100	11.8		3,200.00	025100	1.3
	2,750.00	000100	296.8		3,221.87	025300	2.3
	2,750.00	011500	6.1		3,222.00	000100	6.5
	2,750.00	019200	92.3		3,250.00	000100	27.4
	2,750.00	019300	24.3		3,250.00	017800	2.9
	2,752.40	000100	13.8		3,300.00	000100	92.1
	2,775.00	000100	65.0		3,334.00	000100	8.7
	2,800.00	000100	160.7		3,347.39	000100	15.0
	2,800.00	002200	6.1		3,347.71	000100	135.7
	2,800.00	017800	3.5		3,380.13	021200	32.7
	2,800.00	021500	2.1		3,399.67	000100	14.7
	2,800.00	024500	4.5		3,400.00	000100	99.2
	2,815.96	000100	305.1		3,429.83	025100	6.1
	2,824.33	000100	22.6		3,446.05	000100	128.5
	2,847.12	000100	4.8		3,499.54	000100	6.7
	2,850.00	000100	33.8		3,499.88	000100	98.7
	2,850.00	024500	5.5		3,500.00	000100	253.2
	2,880.79	019200	2.0		3,500.00	014100	8.2
	2,880.79	019300	22.7		3,500.00	017200	4.1
	2,882.00	000100	55.2		3,500.00	017800	4.8
	2,890.93	000100	6.5		3,500.00	020800	4.9
	2,900.00	000100	180.5		3,500.00	021200	6.8
	2,900.00	024500	14.2		3,500.00	021500	2.1
	2,900.00	024800	11.4		3,500.00	021800	4.3
	2,909.03	000100	111.8		3,500.00	024500	1.4
	2,925.00	000100	33.1		3,541.75	000100	6.3
	2,938.00	000100	20.8		3,541.91	021200	1.7
	2,990.86	000100	23.6		3,575.00	000100	5.9
	2,998.13	000100	22.4		3,579.20	000100	89.0
	2,999.71	000100	5.2		3,589.09	025100	3.3
	3,000.00	000100	809.8		3,600.00	000100	15.3
	3,000.00	009000	0.1		3,600.00	013800	9.2
	3,000.00	013600	10.1		3,600.00	018050	13.4
	3,000.00	018050	2.1		3,604.54	024052	75.3
	3,000.00	019100	45.7		3,606.00	021200	21.5
	3,000.00	020800	5.6		3,640.00	000100	23.1
	3,000.00	021000	20.1		3,640.87	000100	54.1
	3,000.00	021200	2.7		3,646.52	000100	18.4
	3,000.00	021500	3.7		3,649.00	019400	5.5
	3,000.00	021800	5.4		3,649.00	021000	19.0
	3,000.00	024050	14.2		3,650.00	007800	54.4
	3,000.00	024300	5.8		3,650.75	021600	3.3
	3,000.00	024500	206.7		3,651.69	000100	17.2
	3,000.00	024800	3.3		3,652.04	000100	58.9
	3,000.00	025100	2.9		3,668.64	000100	6.8
	3,000.00	025400	6.1		3,670.44	000100	8.3
	3,010.00	000100	33.3		3,700.00	000100	20.9
	3,019.65	000100	9.9		3,700.00	017800	9.2
	3,030.00	000100	5.8		3,700.00	021000	93.1
	3,033.06	000100	139.6		3,700.00	021800	4.4
	3,034.06	000100	303.8		3,708.00	000100	13.5
	3,034.06	025100	3.0		3,740.32	000100	7.8
	3,034.46	000100	20.1		3,750.00	000100	52.0
	3,043.00	000100	66.7		3,750.00	002200	8.5
	3,043.07	000100	0.8		3,750.00	017800	12.0
	3,043.08	000100	5.9		3,758.00	020800	12.9
	3,043.09	000100	0.5		3,792.58	019200	10.2
	3,043.37	000100	131.5		3,792.58	024052	16.1
	3,043.37	007800	48.7		3,800.00	000100	72.5
	3,052.91	000100	8.2		3,800.00	017900	2.8
	3,100.00	000100	160.8		3,800.00	021000	4.9
	3,100.00	017800	2.1		3,800.00	022800	2.9
	3,100.00	022900	21.3		3,800.00	022900	15.9
	3,100.00	024500	19.9		3,803.85	000100	30.8
	3,176.06	000100	13.7		3,804.00	000100	10.5
	3,195.15	017400	3.1		3,850.00	000100	25.9
	3,195.23	000100	51.3		3,900.00	000100	11.6
	3,200.00	000100	203.3		3,900.00	020800	3.1
	3,200.00	018050	3.9		3,912.74	000100	7.1

TABLE 8: BASE PRICE PAID TO GROWERS FOR GRAPES CRUSHED AND DELIVERED TO CALIFORNIA PROCESSORS FROM THE 2010 CROP WITH BRIX FACTORS AND PURCHASED TONNAGE, BY TYPE, VARIETY, REPORTING DISTRICT WHERE GROWN, AND WEIGHTED AVERAGE BASE PRICE.

District, Type, and Variety	Base Price	Brix	Tons	District, Type, and Variety	Base Price	Brix	Tons
	Per Ton	Factors			Per Ton	Factors	
	Dollars	Code a/			Dollars	Code a/	
DISTRICT 3 (Cont'd)					4,800.00	022900	4.4
Pinot Noir (Cont'd)	3,919.00	000100	3.1		4,850.00	017800	6.9
	3,944.28	000100	85.4		4,854.50	000100	14.9
	3,953.00	024500	2.9		4,888.92	000100	17.0
	3,956.00	000100	8.7		4,917.00	025100	2.7
	3,956.38	000100	9.0		4,917.27	000100	7.0
	3,965.00	000100	24.6		4,950.00	000100	37.2
	3,976.75	014100	11.0		4,955.00	000100	26.1
	3,993.61	024500	4.6		4,957.01	000100	19.8
	4,000.00	000100	252.2		4,957.41	000100	2.7
	4,000.00	011100	5.8		5,000.00	000100	292.8
	4,000.00	013800	1.6		5,000.00	011100	37.0
	4,000.00	014000	5.0		5,000.00	017200	1.7
	4,000.00	017800	3.6		5,000.00	020800	4.4
	4,000.00	018050	27.7		5,000.00	021000	5.8
	4,000.00	021000	3.8		5,000.00	021500	6.6
	4,000.00	021200	22.6		5,000.00	021800	6.8
	4,000.00	021800	2.8		5,000.00	022900	5.7
	4,000.00	024300	24.6		5,000.00	025100	12.6
	4,000.00	025300	2.7		5,000.00	027120	4.2
	4,016.25	000100	41.0		5,001.67	000100	21.0
	4,017.00	000100	5.6		5,093.64	025100	2.2
	4,047.68	000100	9.6		5,109.14	000100	15.2
	4,096.31	000100	2.1		5,142.05	000100	31.3
	4,097.73	000100	3.7		5,150.00	012800	1.0
	4,097.73	021000	2.7		5,157.54	000100	3.9
	4,100.00	000100	24.4		5,167.00	000100	3.7
	4,175.00	013600	17.0		5,195.88	000100	17.0
	4,186.82	000100	24.4		5,200.00	000100	16.4
	4,200.00	000100	125.7		5,200.00	025300	6.5
	4,200.00	011100	2.9		5,228.39	000100	2.6
	4,200.00	020800	4.1		5,273.00	000100	35.8
	4,200.00	021200	1.5		5,300.00	000100	1.1
	4,200.00	021800	4.0		5,438.00	027120	3.5
	4,200.00	022900	45.4		5,454.12	000100	5.9
	4,200.00	024500	8.5		5,500.00	000100	57.1
	4,204.00	020800	279.4		5,500.00	021200	2.5
	4,234.05	025100	3.7		5,507.69	000100	3.9
	4,291.01	000100	6.4		5,537.00	025100	14.9
	4,300.00	022900	18.7		5,596.00	011500	13.4
	4,316.19	000100	2.6		5,600.00	000100	3.1
	4,400.00	000100	5.7		5,670.11	020800	9.7
	4,400.00	021200	24.5		5,700.00	000100	5.8
	4,439.61	000100	3.8		5,761.00	025100	1.8
	4,454.51	000100	41.1		5,872.67	000100	2.3
	4,466.33	021000	7.5		5,889.07	022900	4.1
	4,490.93	025100	6.2		5,992.70	000100	7.8
	4,500.00	000100	192.1		6,000.00	000100	47.7
	4,500.00	002200	11.6		6,000.00	011400	3.1
	4,500.00	013100	2.7		6,000.00	017200	4.6
	4,500.00	017000	1.3		6,000.00	018050	3.2
	4,500.00	017400	5.2		6,000.00	020800	20.0
	4,500.00	018050	6.4		6,078.91	000100	43.3
	4,500.00	020800	3.8		6,160.81	000100	23.3
	4,500.00	021200	13.1		6,184.00	000100	3.3
	4,500.00	022900	3.8		6,200.00	000100	4.4
	4,500.00	025100	3.1		6,340.00	000100	11.8
	4,500.00	027120	2.4		6,500.00	000100	2.2
	4,530.96	000100	24.9		6,974.00	025100	19.5
	4,542.92	000100	4.6		6,994.00	021000	3.3
	4,565.00	000100	21.6		7,000.00	000100	19.2
	4,600.00	000100	4.8		7,026.91	022900	6.6
	4,600.00	024800	10.4		7,500.00	021000	2.4
	4,657.77	025100	3.1		7,791.48	000100	3.2
	4,670.00	000100	19.3		8,728.18	000100	6.0
	4,700.00	000100	2.7		9,000.00	000100	2.4
	4,700.00	021500	8.9		9,677.42	000100	9.3
	4,709.82	000100	23.8		12,426.00	025100	6.2
	4,712.42	000100	3.3	Wtd. Avg. Base & Total Tons	2,819.00		18,575.3
	4,750.00	000100	6.6				
	4,774.00	021200	4.3	Primitivo	1,500.00	000100	2.9
	4,799.87	000100	35.5		1,800.00	000100	4.5
	4,800.00	000100	34.5		2,000.00	013800	2.3

TABLE 8: BASE PRICE PAID TO GROWERS FOR GRAPES CRUSHED AND DELIVERED TO CALIFORNIA PROCESSORS FROM THE 2010 CROP WITH BRIX FACTORS AND PURCHASED TONNAGE, BY TYPE, VARIETY, REPORTING DISTRICT WHERE GROWN, AND WEIGHTED AVERAGE BASE PRICE.

District, Type, and Variety	Base Price	Brix	Tons	District, Type, and Variety	Base Price	Brix	Tons
	Per Ton	Factors			Per Ton	Factors	
	Dollars	Code a/			Dollars	Code a/	
DISTRICT 3 (Cont'd)							
Primitivo (Cont'd)	2,200.00	000100	13.8		1,200.00	000100	26.2
	2,237.00	000100	4.1		1,202.31	025100	5.2
	2,237.28	000100	5.5		1,226.00	000100	13.0
	2,417.03	000100	2.2		1,300.00	000100	28.2
	2,450.00	027800	4.9		1,314.61	000100	39.9
	2,500.00	021800	2.5		1,400.00	000100	23.5
Wtd. Avg. Base & Total Tons	2,165.32		42.7		1,400.00	024800	2.9
					1,400.00	025100	3.7
Sangiovese *	1,200.00	000100	6.0		1,450.00	000100	3.2
	1,400.00	021000	15.1		1,472.55	000100	44.4
	1,500.00	000100	3.1		1,500.00	000100	53.7
	1,500.00	017200	0.5		1,500.00	014100	3.6
	1,600.00	000100	4.0		1,500.00	017200	11.3
	1,600.00	021500	4.5		1,500.00	021000	12.6
	1,624.54	022900	41.4		1,572.00	000100	22.5
	1,658.02	000100	6.9		1,600.00	000100	18.6
	1,700.00	027800	2.8		1,600.00	013100	5.8
	1,800.00	000100	13.9		1,600.00	018000	4.8
	1,850.00	000100	30.0		1,600.00	028000	0.5
	1,865.67	000100	5.4		1,685.84	019400	14.2
	1,900.00	000100	14.9		1,696.17	025100	11.1
	1,900.00	022900	18.7		1,700.00	000100	12.3
	2,000.00	000100	108.2		1,731.51	020800	25.5
	2,000.00	017200	2.3		1,799.07	025100	10.6
	2,000.00	018000	6.5		1,800.00	000100	38.2
	2,100.00	000100	8.0		1,800.00	018000	1.4
	2,100.00	021200	1.4		1,800.00	019600	11.2
	2,106.30	000100	8.2		1,800.00	021000	19.5
	2,146.00	021000	2.0		1,800.00	021000	19.5
	2,200.00	000100	118.5		1,850.00	019100	13.7
	2,263.70	000100	12.8		1,875.00	020800	35.8
	2,400.00	000100	2.9		1,900.00	000100	6.0
	2,500.00	000100	2.0		1,935.00	000100	11.5
	2,600.00	000100	1.9		2,000.00	000100	429.5
	2,800.00	000100	2.1		2,000.00	017200	1.5
	3,000.00	000100	6.9		2,000.00	019100	2.5
	3,105.88	025100	1.7		2,000.00	020800	4.2
	3,167.18	025100	3.9		2,000.00	021000	25.4
	3,174.40	025100	2.5		2,000.00	021500	2.7
	3,175.38	025100	6.5		2,000.00	028000	0.8
	3,177.78	025100	7.2		2,023.32	000100	1.4
3,187.69	025100	2.6		2,077.81	000100	1.1	
3,200.00	025100	5.3		2,100.00	000100	16.3	
3,214.55	025100	2.2		2,150.00	000100	16.0	
3,216.55	025100	5.8		2,153.68	025100	1.9	
3,223.70	025100	5.4		2,173.51	000100	4.8	
3,237.65	025100	3.4		2,186.25	025100	6.4	
3,253.33	025100	1.8		2,200.00	000100	50.3	
3,264.00	025100	1.0		2,200.00	017000	1.4	
3,275.29	025100	1.7		2,200.00	019400	16.1	
3,298.46	025100	1.3		2,200.00	025100	11.4	
3,499.88	019500	44.9		2,202.78	025100	7.9	
3,802.40	000100	10.3		2,245.00	000100	1.0	
Wtd. Avg. Base & Total Tons	2,251.89		558.4	2,250.00	000100	28.7	
				2,279.00	000100	1.2	
				2,290.00	000100	7.1	
				2,290.10	000100	2.2	
Syrah *	200.00	000100	1.9		2,294.14	000100	4.0
	200.00	017200	2.0		2,300.00	000100	111.2
	500.00	000100	166.1		2,300.00	017400	4.9
	600.00	000100	18.1		2,300.00	025100	6.3
	606.03	000100	61.3		2,308.68	000100	13.7
	700.00	019400	87.1		2,310.41	000100	1.9
	775.00	018000	9.0		2,310.64	000100	4.7
	800.00	000100	82.2		2,315.00	000100	20.2
	900.00	000100	2.1		2,315.25	000100	18.9
	900.00	021500	2.9		2,316.35	000100	16.3
	1,000.00	000100	46.9		2,330.00	021000	7.5
	1,000.00	021000	19.5		2,331.00	021500	3.4
	1,090.91	000100	5.5		2,396.00	000100	4.8
	1,100.00	000100	35.1		2,400.00	000100	10.9
	1,100.00	023600	17.0		2,408.68	000100	47.1
	1,150.00	000100	31.5		2,424.11	000100	23.7
	1,199.42	025100	5.2		2,450.00	024500	4.7

TABLE 8: BASE PRICE PAID TO GROWERS FOR GRAPES CRUSHED AND DELIVERED TO CALIFORNIA PROCESSORS FROM THE 2010 CROP WITH BRIX FACTORS AND PURCHASED TONNAGE, BY TYPE, VARIETY, REPORTING DISTRICT WHERE GROWN, AND WEIGHTED AVERAGE BASE PRICE.

District, Type, and Variety	Base Price	Brix	Tons	District, Type, and Variety	Base Price	Brix	Tons
	Per Ton	Factors			Per Ton	Factors	
	Dollars	Code a/			Dollars	Code a/	
DISTRICT 3 (Cont'd)					6,439.56	000100	6.2
Syrah * (Cont'd)	2,500.00	000100	26.7	Wtd. Avg. Base & Total Tons	2,009.52		2,743.7
	2,500.00	013600	4.5				
	2,500.00	018050	3.6	Tannat	1,880.98	000100	4.6
	2,500.00	021200	13.6		1,918.00	000100	1.0
	2,500.00	021500	2.1		2,000.00	000100	6.3
	2,500.00	024500	2.1		2,500.00	000100	1.5
	2,500.00	028000	7.3	Wtd. Avg. Base & Total Tons	2,008.99		13.4
	2,539.55	020800	12.9				
	2,600.00	000100	35.7	Tempranillo *	1,650.00	019500	2.1
	2,654.98	020800	23.2		2,000.00	000100	3.3
	2,700.00	000100	5.2	Wtd. Avg. Base & Total Tons	1,863.89		5.4
	2,700.00	018050	3.8				
	2,700.00	021600	3.2	Tinta Cao	1,650.00	019500	1.7
	2,750.00	000100	12.6		1,800.00	027800	5.4
	2,770.00	000100	10.7		2,500.00	000100	2.9
	2,800.00	000100	34.4	Wtd. Avg. Base & Total Tons	1,977.50		10.0
	2,800.00	020800	5.6				
	2,800.00	025100	8.3	Touriga Nacional *	800.00	000100	1.6
	2,819.06	000100	3.7		2,500.00	000100	1.9
	2,894.06	000100	17.9	Wtd. Avg. Base & Total Tons	1,722.86		3.5
	2,900.00	000100	10.8				
	2,900.00	025300	2.4	Zinfandel	200.00	013800	19.9
	2,977.50	000100	4.0		600.00	000100	21.2
	3,000.00	000100	52.7		700.00	000100	6.9
	3,000.00	011100	2.0		800.00	000100	59.6
	3,000.00	018000	2.3		800.00	021600	34.8
	3,000.00	021500	2.4		850.00	000100	30.1
	3,000.00	024800	1.1		1,000.00	000100	163.0
	3,009.00	000100	3.3		1,000.00	021000	4.8
	3,054.45	000100	16.9		1,100.00	000100	15.7
	3,077.00	025100	14.7		1,100.00	020800	30.5
	3,100.00	000100	6.9		1,200.00	000100	51.1
	3,100.00	025300	2.8		1,200.00	013800	0.7
	3,104.00	025100	19.5		1,200.00	017600	0.9
	3,200.00	000100	28.3		1,250.00	000100	1.9
	3,200.00	018000	1.7		1,250.00	025100	20.0
	3,210.00	000100	12.2		1,300.00	000100	72.7
	3,250.00	018050	17.5		1,300.00	024500	55.2
	3,251.00	000100	4.8		1,350.00	000100	1.0
	3,435.00	000100	8.5		1,400.00	000100	24.3
	3,483.42	013600	5.0		1,400.00	009500	0.6
	3,500.00	000100	17.8		1,488.89	025100	2.7
	3,500.00	011100	1.7		1,489.73	025100	7.3
	3,500.00	018000	3.9		1,491.30	025100	6.9
	3,500.00	024500	0.5		1,491.57	025100	8.9
	3,500.00	028000	1.0		1,491.67	025100	9.0
	3,600.00	000100	2.6		1,492.72	025100	10.3
	3,600.00	017200	1.5		1,493.18	025100	8.8
	3,600.00	022900	6.1		1,493.66	025100	7.1
	3,600.00	025300	1.5		1,494.00	025100	12.5
	3,622.46	000100	5.0		1,494.12	025100	10.2
	3,650.00	000100	4.1		1,495.52	025100	6.7
	3,690.99	000100	13.9		1,495.97	025100	18.6
	3,750.00	000100	5.5		1,496.59	025100	15.4
	3,800.00	000100	1.9		1,496.64	025100	13.4
	3,838.00	000100	4.8		1,497.40	025100	23.1
	3,893.76	000100	6.5		1,497.46	025100	17.7
	3,893.76	022900	4.8		1,498.26	025100	8.6
	4,000.00	000100	24.2		1,498.66	025100	11.2
	4,000.00	013400	3.3		1,499.31	025100	21.7
	4,000.00	024800	3.0		1,500.00	000100	294.7
	4,000.00	028000	0.6		1,500.00	013800	14.1
	4,061.18	000100	1.7		1,500.00	017200	5.9
	4,097.73	000100	7.7		1,500.00	021000	46.6
	4,146.34	000100	12.2		1,500.00	025100	8.6
	4,200.00	000100	1.2		1,501.81	025100	24.8
	4,250.00	017400	2.7		1,503.45	025100	8.7
	4,250.00	021000	3.0		1,506.52	025100	6.9
	4,481.00	016310	45.5		1,510.06	025100	9.2
	5,130.43	000100	11.5		1,550.00	000100	30.3
	5,500.00	024800	5.4		1,550.00	021000	0.9
	5,842.67	000100	1.5		1,600.00	000100	13.2

TABLE 8: BASE PRICE PAID TO GROWERS FOR GRAPES CRUSHED AND DELIVERED TO CALIFORNIA PROCESSORS FROM THE 2010 CROP WITH BRIX FACTORS AND PURCHASED TONNAGE, BY TYPE, VARIETY, REPORTING DISTRICT WHERE GROWN, AND WEIGHTED AVERAGE BASE PRICE.

District, Type, and Variety	Base Price	Brix	Tons	District, Type, and Variety	Base Price	Brix	Tons
	Per Ton	Factors			Per Ton	Factors	
	Dollars	Code a/			Dollars	Code a/	
DISTRICT 3 (Cont'd)					2,179.63	025100	5.4
Zinfandel (Cont'd)	1,650.00	013600	4.1		2,180.00	026500	6.6
	1,650.00	019700	20.6		2,181.03	025100	5.8
	1,671.43	025100	0.7		2,183.00	013800	11.7
	1,700.00	000100	371.1		2,183.08	025100	6.5
	1,700.00	014100	1.3		2,183.40	025100	5.3
	1,700.00	025100	12.0		2,183.70	025100	2.7
	1,700.00	026800	9.1		2,184.72	025100	7.2
	1,750.00	000100	16.8		2,185.00	025100	4.4
	1,750.00	021000	5.9		2,185.14	025100	7.4
	1,775.00	000100	1.6		2,186.42	025100	8.1
	1,796.94	025100	23.5		2,186.59	025100	8.2
	1,800.00	000100	185.5		2,186.65	025100	0.4
	1,800.00	001800	8.9		2,187.43	025100	3.5
	1,800.00	013800	14.4		2,187.61	025100	7.1
	1,800.00	017800	4.6		2,189.00	025100	6.0
	1,800.00	018000	13.3		2,190.11	025100	8.9
	1,800.00	022900	4.6		2,191.54	025100	5.2
	1,800.00	024500	2.2		2,191.70	025100	5.3
	1,800.00	025300	53.2		2,192.41	025100	5.8
	1,800.00	026500	6.1		2,193.33	025100	16.5
	1,800.00	029200	5.0		2,193.43	025100	6.7
	1,803.80	025100	14.2		2,194.70	025100	8.3
	1,817.14	025100	4.2		2,196.07	025100	5.6
	1,825.00	000100	12.0		2,196.62	025100	6.5
	1,830.00	025100	2.4		2,196.67	025100	13.2
	1,850.00	000100	17.8		2,196.86	025100	7.0
	1,900.00	000100	153.6		2,196.99	025100	7.3
	1,900.00	014400	1.0		2,197.25	025100	8.0
	1,900.00	017800	1.4		2,197.38	025100	8.4
	1,900.00	020800	116.9		2,197.58	025100	9.1
	1,950.00	000100	114.2		2,197.76	025100	9.8
	1,990.00	025100	8.0		2,197.78	025100	9.9
	1,998.39	025100	24.8		2,200.00	000100	146.4
	1,999.18	025100	24.3		2,200.00	017800	1.7
	2,000.00	000100	150.4		2,200.00	018000	4.4
	2,000.00	014100	11.9		2,200.00	021000	134.9
	2,000.00	017600	3.0		2,200.00	024500	7.9
	2,000.00	017800	15.7		2,200.00	025100	105.7
	2,000.00	018000	2.2		2,200.00	026800	21.3
	2,000.00	019700	9.1		2,200.00	028000	4.4
	2,000.00	021000	23.6		2,202.32	025100	9.5
	2,000.00	021200	79.6		2,202.59	025100	8.5
	2,000.00	021500	2.5		2,203.24	025100	6.8
	2,000.00	021800	42.5		2,204.15	025100	5.3
	2,000.00	024500	9.6		2,204.40	025100	5.0
	2,000.00	025300	11.1		2,204.94	025100	8.9
	2,000.00	025450	10.8		2,205.64	025100	3.9
	2,000.00	026500	4.8		2,206.20	025100	14.2
	2,000.00	026800	13.0		2,206.38	025100	6.9
	2,000.00	027100	31.5		2,206.88	025100	6.4
	2,000.00	029125	1.5		2,207.33	025100	9.0
	2,002.69	025100	3.5		2,207.46	025100	5.9
	2,020.00	000100	4.0		2,207.86	025100	8.4
	2,025.00	000100	8.8		2,209.04	025100	7.3
	2,048.00	000100	177.2		2,209.36	025100	4.7
	2,050.00	000100	87.7		2,209.71	025100	6.8
	2,081.60	000100	45.6		2,210.48	025100	10.5
	2,090.00	025100	0.6		2,210.65	025100	6.2
	2,100.00	000100	28.4		2,212.57	025100	7.0
	2,100.00	014100	5.6		2,214.19	025100	6.2
	2,100.00	021600	8.5		2,215.00	025100	4.4
	2,121.43	025100	1.4		2,215.17	025100	8.7
	2,125.00	000100	102.9		2,215.35	025100	4.3
	2,139.46	000100	13.0		2,216.92	025100	5.2
	2,150.00	000100	10.7		2,220.00	025100	3.3
	2,150.00	025100	0.4		2,222.00	025100	1.0
	2,160.00	000100	14.3		2,229.33	025100	1.5
	2,170.56	000100	5.6		2,230.00	025100	2.2
	2,173.60	025100	5.0		2,240.00	025100	1.1
	2,175.00	000100	63.6		2,245.00	000100	4.6
	2,177.24	025100	2.9		2,250.00	000100	37.1
	2,178.00	025100	4.0		2,250.00	021800	3.3

TABLE 8: BASE PRICE PAID TO GROWERS FOR GRAPES CRUSHED AND DELIVERED TO CALIFORNIA PROCESSORS FROM THE 2010 CROP WITH BRIX FACTORS AND PURCHASED TONNAGE, BY TYPE, VARIETY, REPORTING DISTRICT WHERE GROWN, AND WEIGHTED AVERAGE BASE PRICE.

District, Type, and Variety	Base Price	Brix	Tons	District, Type, and Variety	Base Price	Brix	Tons
	Per Ton	Factors			Per Ton	Factors	
	Dollars	Code a/			Dollars	Code a/	
DISTRICT 3 (Cont'd)					2,525.00	000100	39.6
Zinfandel (Cont'd)	2,250.00	024800	2.1		2,557.00	000100	23.2
	2,250.00	026500	11.6		2,589.96	000100	13.2
	2,250.00	027800	2.4		2,600.00	000100	40.6
	2,275.73	000100	85.4		2,600.00	014100	1.3
	2,280.00	024920	2.6		2,600.00	018000	1.0
	2,289.86	000100	53.7		2,600.00	018050	21.3
	2,289.86	019100	31.6		2,600.00	021500	4.3
	2,289.86	019400	2.7		2,600.00	024800	5.2
	2,297.23	025100	8.3		2,600.00	025100	5.5
	2,300.00	000100	34.1		2,608.15	000100	5.0
	2,300.00	021500	8.9		2,614.46	026500	5.7
	2,300.00	024500	4.0		2,614.47	021800	6.3
	2,300.00	025300	3.4		2,650.00	000100	16.7
	2,321.24	000100	43.6		2,679.00	000100	20.1
	2,324.07	000100	22.9		2,688.88	000100	58.0
	2,325.00	000100	79.8		2,695.92	000100	17.4
	2,346.67	025100	0.6		2,699.02	000100	15.9
	2,350.00	000100	103.7		2,699.02	018000	8.9
	2,350.00	017800	4.2		2,699.07	021800	7.7
	2,350.00	024500	7.6		2,700.00	000100	85.9
	2,369.60	000100	31.0		2,700.00	018000	2.9
	2,369.64	000100	5.4		2,700.00	021200	15.2
	2,370.55	000100	110.0		2,700.00	021800	5.0
	2,383.64	025100	4.4		2,700.00	025430	3.9
	2,400.00	000100	202.2		2,750.00	000100	32.9
	2,400.00	017800	4.5		2,755.00	000100	2.7
	2,400.00	018000	13.3		2,800.00	000100	81.3
	2,400.00	025300	10.8		2,800.00	020800	4.9
	2,400.00	027800	2.7		2,800.00	024800	1.9
	2,417.03	000100	12.3		2,822.00	000100	2.6
	2,431.25	000100	0.8		2,846.02	000100	10.8
	2,435.13	000100	7.0		2,863.46	020800	74.7
	2,437.00	000100	4.2		2,875.00	000100	2.8
	2,443.77	000100	35.3		2,890.00	027800	1.5
	2,450.00	000100	15.3		2,900.00	000100	11.6
	2,453.65	000100	80.7		2,927.00	000100	1.7
	2,453.65	014100	64.0		2,964.71	025100	8.5
	2,453.65	030600	0.8		2,980.00	000100	7.4
	2,454.00	000100	6.0		2,983.33	025100	1.8
	2,454.00	030900	0.9		2,987.95	000100	3.4
	2,462.00	000100	5.1		3,000.00	000100	103.9
	2,462.39	000100	7.4		3,000.00	014100	19.8
	2,462.39	026500	5.5		3,000.00	024500	10.2
	2,462.40	000100	23.7		3,000.00	028000	1.6
	2,475.00	000100	36.3		3,005.80	000100	6.8
	2,479.00	000100	15.0		3,016.00	000100	10.5
	2,485.00	000100	2.1		3,030.00	000100	4.6
	2,487.49	000100	13.1		3,067.06	000100	4.1
	2,488.97	017400	68.7		3,088.86	000100	4.5
	2,489.60	000100	49.2		3,100.00	000100	27.3
	2,489.96	000100	42.7		3,163.64	025100	4.4
	2,489.96	020800	25.1		3,196.36	025100	8.8
	2,490.00	024800	1.5		3,200.00	000100	79.0
	2,493.59	025100	7.8		3,205.93	025100	5.4
	2,497.00	000100	39.0		3,312.00	025100	0.5
	2,498.27	019100	28.2		3,325.00	000100	6.0
	2,498.60	025100	17.9		3,370.00	000100	17.0
	2,500.00	000100	87.6		3,400.00	020800	7.2
	2,500.00	014100	22.5		3,409.09	000100	4.4
	2,500.00	014400	2.1		3,420.00	000100	0.9
	2,500.00	017200	2.6		3,499.88	019700	12.4
	2,500.00	017800	4.6		3,500.00	000100	60.5
	2,500.00	018000	5.9		3,500.00	003100	6.8
	2,500.00	021200	7.0		3,500.00	019300	2.8
	2,500.00	024500	8.3		3,500.00	028000	5.1
	2,500.00	024800	1.7		3,513.88	000100	5.8
	2,500.00	025100	14.4		3,525.00	024850	8.9
	2,500.00	025300	51.2		3,544.36	025100	10.2
	2,500.00	025430	4.3		3,570.00	025100	2.4
	2,500.00	026500	3.5		3,578.82	025100	3.4
	2,500.00	026800	24.5		3,590.53	025100	3.8
	2,500.00	027800	5.0		3,590.77	025100	3.9

TABLE 8: BASE PRICE PAID TO GROWERS FOR GRAPES CRUSHED AND DELIVERED TO CALIFORNIA PROCESSORS FROM THE 2010 CROP WITH BRIX FACTORS AND PURCHASED TONNAGE, BY TYPE, VARIETY, REPORTING DISTRICT WHERE GROWN, AND WEIGHTED AVERAGE BASE PRICE.

District, Type, and Variety	Base Price	Brix	Tons	District, Type, and Variety	Base Price	Brix	Tons
	Per Ton	Factors			Per Ton	Factors	
	Dollars	Code a/			Dollars	Code a/	
DISTRICT 3 (Cont'd)							
Zinfandel (Cont'd)	3,600.00	000100	3.5	Wtd. Avg. Base & Total Tons	4,218.05	000100	6.9
	3,616.74	025100	4.3		2,849.01		89.4
	3,617.14	025100	2.1	DISTRICT 4			
	3,625.71	025100	2.8	WINE GRAPES (WHITE)			
	3,634.29	025100	2.1	Albarino	1,800.00	014100	1.3
	3,653.33	025100	2.7		2,300.00	000100	6.7
	3,680.48	003100	4.8		2,400.00	000100	1.9
	3,690.00	025100	0.4	Wtd. Avg. Base & Total Tons	2,253.54		9.9
	3,700.00	000100	5.7				
	3,720.00	025100	0.6	Chardonnay *	350.00	024300	11.1
	3,750.00	000100	29.0		500.00	000100	39.0
	3,800.00	000100	2.2		575.00	024300	16.6
	3,804.21	019700	21.0		650.00	000100	39.4
	3,834.16	000100	8.3		750.00	000100	10.3
	3,838.00	000100	61.6		800.00	000100	74.9
	3,841.98	025100	8.3		800.00	061300	215.7
	3,850.96	000100	2.2		1,000.00	000100	69.6
	3,865.26	025100	3.8		1,000.00	017400	6.5
	3,878.13	025100	12.0		1,000.00	021000	41.2
	3,888.00	025100	0.5		1,100.00	000100	188.7
	3,900.00	000100	6.5		1,150.00	000100	6.9
	3,960.00	025100	0.7		1,200.00	000100	703.7
	3,962.96	025100	5.4		1,250.00	000100	1,105.9
	3,985.92	025100	7.1		1,262.00	000100	3.2
	3,992.00	025100	5.0		1,300.00	000100	6.5
	3,992.86	025100	5.6		1,300.00	019100	102.7
	4,000.00	000100	68.9		1,500.00	000100	377.0
	4,000.00	018000	6.4		1,500.00	017000	95.0
	4,000.00	028000	2.1		1,574.64	000100	220.4
	4,006.56	025100	6.1		1,600.00	000100	8.4
	4,007.84	025100	5.1		1,674.00	000100	21.9
	4,020.34	025100	5.9		1,700.00	000100	42.8
	4,200.00	000100	118.0		1,700.00	007900	302.4
	4,200.00	003100	10.3		1,750.00	000100	132.6
	4,200.00	024500	4.8		1,768.04	007900	83.4
	4,200.00	026800	4.9		1,781.19	007900	210.4
	4,218.05	000100	14.9		1,800.00	000100	239.5
	4,396.64	000100	7.1		1,811.64	007900	40.2
	4,396.64	020800	25.5		1,837.62	007900	177.8
	4,444.44	025100	8.1		1,845.72	007900	16.6
	4,500.00	000100	1.8		1,847.17	007900	97.5
	4,765.90	000100	3.6		1,866.98	024500	43.8
	4,969.23	025100	6.5		1,900.00	000100	115.2
	5,000.00	000100	0.1		1,900.00	007900	75.2
	5,020.83	025100	4.8		1,900.00	013600	10.4
	5,044.54	025100	2.7		1,950.00	000100	40.1
	5,068.31	025100	3.1		1,960.28	000100	103.6
	5,105.76	027500	5.5		1,979.11	007900	44.1
	5,390.00	025100	2.0		1,982.85	007900	52.0
	5,980.00	025100	0.5		2,000.00	000100	199.7
	6,035.71	025100	0.7		2,000.00	013600	9.3
	6,305.17	000100	0.4		2,000.00	013800	4.4
	6,469.05	025100	6.3		2,000.00	019100	121.7
	6,481.16	025100	6.9		2,000.00	020800	1.5
	6,519.70	025100	6.6		2,000.00	021000	54.1
	6,618.18	025100	2.2		2,000.00	027100	3.7
	8,295.20	000100	3.1		2,024.78	007900	5.9
	8,299.25	000100	5.0		2,076.90	021500	32.2
Wtd. Avg. Base & Total Tons	2,261.83		7,912.9		2,100.00	000100	298.0
					2,100.00	002200	16.5
Other Red b/	1,600.00	000100	0.6		2,100.00	019000	99.3
	2,046.00	000100	11.6		2,100.00	019100	53.2
	2,200.00	000100	3.6		2,148.00	025100	17.5
	2,300.00	021500	1.8		2,150.00	000100	100.3
	2,500.00	000100	6.6		2,176.74	000100	98.7
	2,506.35	000100	11.4		2,195.17	000100	14.4
	2,750.00	000100	13.3		2,200.00	000100	64.8
	2,780.00	025100	0.7		2,200.00	013400	4.8
	2,800.00	000100	14.6		2,200.00	013600	21.9
	2,980.98	025100	4.1		2,200.00	014100	7.1
	3,000.00	000100	1.8		2,200.00	017000	142.9
	3,770.00	000100	12.4		2,200.00	019100	78.1

TABLE 8: BASE PRICE PAID TO GROWERS FOR GRAPES CRUSHED AND DELIVERED TO CALIFORNIA PROCESSORS FROM THE 2010 CROP WITH BRIX FACTORS AND PURCHASED TONNAGE, BY TYPE, VARIETY, REPORTING DISTRICT WHERE GROWN, AND WEIGHTED AVERAGE BASE PRICE.

District, Type, and Variety	Base Price	Brix	Tons	District, Type, and Variety	Base Price	Brix	Tons
	Per Ton	Factors			Per Ton	Factors	
	Dollars	Code a/			Dollars	Code a/	
DISTRICT 4 (Cont'd)							
Chardonnay * (Cont'd)	2,207.31	000100	61.3		3,000.00	000100	170.9
	2,221.57	000100	88.1		3,000.00	002200	18.1
	2,250.00	000100	297.4		3,043.26	000100	18.2
	2,250.00	017600	19.9		3,100.00	000100	102.5
	2,254.27	000100	252.4		3,105.42	000100	52.9
	2,254.27	023000	145.8		3,133.88	000100	14.9
	2,257.48	000100	92.7		3,133.88	025100	9.5
	2,270.00	000100	91.5		3,200.00	000100	534.5
	2,279.38	000100	17.7		3,200.00	017200	18.5
	2,287.82	000100	41.5		3,250.00	000100	317.9
	2,300.00	000100	356.5		3,275.00	024500	8.4
	2,300.00	019100	107.5		3,450.93	017000	46.5
	2,300.09	000100	68.3		3,500.00	000100	37.2
	2,307.65	000100	44.6		3,500.00	013600	16.1
	2,310.00	020800	40.7		3,500.00	021200	2.2
	2,320.00	000100	18.7		3,500.00	000100	5.4
	2,320.09	000100	79.4		3,600.00	000100	17.4
	2,320.09	017000	10.5		3,600.00	013500	16.7
	2,321.00	000100	10.4		3,640.00	000100	14.9
	2,321.79	000100	25.0		3,677.78	000100	6.7
	2,336.91	000100	107.6		3,700.00	000100	25.2
	2,338.00	000100	28.6		3,750.00	000100	34.7
	2,342.63	000100	11.0		3,800.00	000100	21.5
	2,342.73	000100	18.9		3,800.00	022900	9.3
	2,348.06	000100	120.8		3,874.55	000100	34.6
	2,350.00	000100	21.2		4,000.00	000100	63.9
	2,359.00	000100	11.8		4,000.00	002200	3.7
	2,360.79	000100	139.3		4,000.00	013600	12.5
	2,368.26	000100	175.8		4,000.00	017600	4.6
	2,377.23	000100	131.5		4,000.00	021000	5.7
	2,400.00	000100	116.7		4,000.00	024500	6.4
	2,425.00	000100	85.1		4,150.00	022900	12.6
	2,431.00	001620	445.8		4,303.23	000100	12.2
	2,433.00	024500	10.6		4,365.94	000100	26.6
	2,450.00	000100	171.6		4,389.55	000100	23.2
	2,479.70	000100	157.9		4,425.98	000100	7.2
	2,490.30	000100	44.3		4,500.00	000100	3.5
	2,494.10	000100	59.7		4,500.00	013600	12.0
	2,500.00	000100	693.9		4,680.51	000100	13.6
	2,500.00	013600	5.3		4,907.44	000100	6.3
	2,500.00	021000	1.4		5,000.00	000100	21.8
	2,500.00	027100	6.2		5,000.00	013600	6.6
	2,517.00	014100	3.1		5,096.77	017600	4.7
	2,525.00	000100	31.5		5,543.00	000100	28.0
	2,528.93	000100	39.0		5,991.00	000100	2.0
	2,535.00	000100	20.4		6,146.00	021200	12.3
	2,552.10	000100	51.4		6,198.00	000100	7.0
	2,570.00	000100	23.8		7,500.00	021800	16.9
	2,592.41	000100	48.9	Wtd. Avg. Base & Total Tons	2,210.72		15,082.5
	2,600.00	000100	175.1	Chenin Blanc	750.00	017000	8.0
	2,600.00	021200	12.1		800.00	000100	2.4
	2,622.97	013600	400.7		1,375.62	000100	14.3
	2,641.00	000100	16.5		1,400.00	000100	69.8
	2,650.00	000100	106.8	Wtd. Avg. Base & Total Tons	1,326.05		94.5
	2,678.57	000100	25.2	Flora	682.49	000100	17.6
	2,700.00	000100	92.2		2,124.01	000100	33.1
	2,700.00	020800	7.9	Wtd. Avg. Base & Total Tons	1,623.60		50.7
	2,700.00	024500	2.8	Gewurztraminer	1,200.00	000100	7.8
	2,740.71	000100	109.4		1,250.00	017000	4.4
	2,747.53	017000	20.7	Wtd. Avg. Base & Total Tons	1,218.03		12.2
	2,748.00	021000	7.0	Grenache Blanc	1,800.00	000100	13.8
	2,784.11	000100	72.7	Wtd. Avg. Base & Total Tons	1,800.00		13.8
	2,784.11	017600	81.2	Gruner Veltliner	1,500.00	000100	4.4
	2,784.11	017800	32.7	Wtd. Avg. Base & Total Tons	1,500.00		4.4
	2,800.00	000100	327.5	Malvasia Bianca	1,400.00	000100	4.3
	2,883.55	017600	67.8	Wtd. Avg. Base & Total Tons	1,400.00		4.3
	2,900.00	000100	17.0				
	2,900.11	000100	165.3				
	2,900.11	017600	107.1				
	2,967.38	000100	22.5				
	2,975.00	000100	23.8				
	2,991.00	000100	25.3				

TABLE 8: BASE PRICE PAID TO GROWERS FOR GRAPES CRUSHED AND DELIVERED TO CALIFORNIA PROCESSORS FROM THE 2010 CROP WITH BRIX FACTORS AND PURCHASED TONNAGE, BY TYPE, VARIETY, REPORTING DISTRICT WHERE GROWN, AND WEIGHTED AVERAGE BASE PRICE.

District, Type, and Variety	Base Price	Brix	Tons	District, Type, and Variety	Base Price	Brix	Tons
	Per Ton	Factors			Per Ton	Factors	
	Dollars	Code a/			Dollars	Code a/	
DISTRICT 4 (Cont'd)							
Marsanne	3,500.00	000100	7.4		1,500.00	000100	97.1
	4,000.00	000100	8.6		1,500.00	013400	6.7
	4,160.00	000100	6.2		1,500.00	013600	27.1
Wtd. Avg. Base & Total Tons	3,878.02		22.2		1,500.00	020800	5.9
					1,549.07	000100	26.7
Muscat Blanc *	1,500.00	000100	7.5		1,550.00	000100	57.0
	1,775.00	000100	6.7		1,600.00	000100	212.6
	1,775.53	000100	7.3		1,616.00	000100	45.8
	1,800.00	000100	7.9		1,650.00	000100	46.8
	1,895.25	025400	1.6		1,650.00	017000	158.7
	2,000.00	000100	10.5		1,682.00	000100	86.1
	2,200.00	000100	3.9		1,700.00	000100	102.2
	2,250.00	000100	0.4		1,700.00	013600	22.6
	2,400.00	000100	0.2		1,725.00	000100	7.6
	3,026.31	000100	3.9		1,735.00	000100	15.3
Wtd. Avg. Base & Total Tons	1,926.23		49.9		1,743.95	000100	37.3
					1,750.00	000100	82.3
					1,750.00	013400	1.2
Pinot Blanc	1,154.04	000100	16.2		1,750.00	017000	4.6
	1,950.00	014100	0.4		1,775.00	000100	309.5
	2,000.00	000100	24.1		1,776.34	020800	50.6
Wtd. Avg. Base & Total Tons	1,662.79		40.7		1,790.08	000100	41.8
					1,793.96	020800	169.7
Pinot Gris *	450.00	000100	22.3		1,800.00	000100	509.2
	850.00	000100	93.2		1,800.00	013800	5.1
	1,000.00	017000	1.7		1,800.00	017200	97.4
	1,300.00	008000	35.4		1,802.00	000100	4.6
	1,400.00	017000	5.0		1,810.00	000100	79.9
	1,500.00	000100	3.0		1,815.00	000100	35.9
	1,500.00	017200	8.7		1,816.70	000100	63.9
	1,500.00	017600	90.4		1,820.00	000100	4.9
	1,704.40	007900	20.7		1,825.00	000100	268.9
	1,800.00	000100	1.2		1,825.77	000100	142.4
	1,802.00	000100	28.7		1,837.77	000100	39.3
	1,807.75	000100	14.1		1,848.00	000100	12.6
	1,816.00	000100	2.6		1,848.38	000100	69.9
	1,900.00	007900	13.6		1,850.00	000100	71.2
	1,900.00	017600	20.3		1,850.00	013400	4.5
	2,000.00	000100	29.1		1,855.38	013600	1.3
	2,000.00	013400	7.1		1,878.00	000100	2.8
	2,000.00	014100	2.7		1,880.00	013600	2.0
	2,100.00	000100	5.6		1,880.22	000100	180.3
	2,111.00	017600	11.7		1,880.50	000100	19.1
	2,150.00	000100	6.5		1,880.50	017000	4.4
	2,533.53	000100	19.8		1,880.82	000100	70.9
	2,533.53	017600	68.3		1,899.00	000100	9.4
Wtd. Avg. Base & Total Tons	1,626.62		511.7		1,900.00	000100	75.3
					1,900.00	017800	51.2
Ribolla Gialla *	2,500.00	000100	2.4		1,906.00	000100	16.0
	3,000.00	000100	0.5		1,908.00	024800	1.0
	3,000.00	013400	1.0		1,911.00	000100	2.4
Wtd. Avg. Base & Total Tons	2,692.31		3.9		1,916.28	020800	15.7
					1,925.00	000100	7.9
Roussanne	7,000.00	000100	2.8		1,925.77	000100	9.7
Wtd. Avg. Base & Total Tons	7,000.00		2.8		1,934.00	000100	47.4
					1,936.97	000100	43.6
Sauvignon Blanc	500.00	000100	69.0		1,939.84	000100	9.0
	700.00	000100	23.2		1,944.43	013600	3.5
	900.00	000100	104.9		1,950.00	000100	14.1
	950.00	000100	4.2		1,980.22	000100	119.9
	1,000.00	000100	176.6		2,000.00	000100	68.4
	1,000.00	020800	9.9		2,000.00	014000	3.0
	1,000.00	021200	1.3		2,000.00	021000	3.0
	1,100.00	000100	16.3		2,000.00	024300	2.9
	1,200.00	000100	48.6		2,013.11	000100	23.8
	1,200.00	013600	16.9		2,017.22	000100	45.2
	1,250.00	000100	33.8		2,025.00	000100	66.2
	1,250.00	011300	0.9		2,033.00	000100	20.9
	1,250.00	020600	4.2		2,042.00	000100	18.9
	1,260.00	002200	2.0		2,042.27	000100	23.9
	1,300.00	000100	25.4		2,053.97	017400	3.1
	1,400.00	000100	38.5		2,070.00	000100	10.4
	1,450.00	000100	19.3		2,100.00	000100	46.0

TABLE 8: BASE PRICE PAID TO GROWERS FOR GRAPES CRUSHED AND DELIVERED TO CALIFORNIA PROCESSORS FROM THE 2010 CROP WITH BRIX FACTORS AND PURCHASED TONNAGE, BY TYPE, VARIETY, REPORTING DISTRICT WHERE GROWN, AND WEIGHTED AVERAGE BASE PRICE.

District, Type, and Variety	Base Price	Brix	Tons	District, Type, and Variety	Base Price	Brix	Tons
	Per Ton	Factors			Per Ton	Factors	
	Dollars	Code a/			Dollars	Code a/	
DISTRICT 4 (Cont'd)							
Sauvignon Blanc (Cont'd)	2,112.34	000100	34.6		2,858.00	000100	3.8
	2,120.09	000100	7.9		3,060.00	000100	11.4
	2,125.64	017000	7.2		3,188.00	000100	1.6
	2,150.00	000100	41.5		3,320.92	000100	3.1
	2,162.58	000100	8.5		3,334.00	000100	14.3
	2,195.00	000100	25.7		5,442.87	000100	7.7
	2,200.00	000100	114.4		8,724.93	000100	25.4
	2,200.00	013600	14.1		9,062.99	025400	1.3
	2,202.07	000100	18.4	Wtd. Avg. Base & Total Tons	2,726.55		342.8
	2,215.00	000100	24.3	Tocai Friulano	1,800.00	013400	1.5
	2,218.00	000100	34.6	Wtd. Avg. Base & Total Tons	1,800.00		1.5
	2,218.06	005700	65.5				
	2,250.00	000100	24.5	Vermentino *	1,500.00	000100	3.4
	2,250.00	020800	141.5	Wtd. Avg. Base & Total Tons	1,500.00		3.4
	2,256.00	000100	18.0				
	2,279.00	000100	14.2	Viognier	1,500.00	000100	11.7
	2,300.00	000100	273.7		1,763.32	000100	0.6
	2,350.00	000100	15.9		1,800.00	000100	9.7
	2,350.72	013600	88.2		2,200.00	024500	8.1
	2,400.00	000100	5.0		2,400.00	000100	9.7
	2,500.00	000100	15.1		2,431.00	000100	7.7
	2,547.43	000100	4.4		2,500.00	019300	1.0
	2,600.00	000100	23.8		2,661.86	000100	1.3
	2,600.00	020400	11.5		2,759.22	000100	8.0
	2,661.86	000100	5.9		2,783.70	000100	7.4
	2,700.00	000100	10.7		2,800.00	000100	4.3
	2,800.00	000100	19.8		2,850.00	000100	32.2
	6,500.00	000100	3.3		3,000.00	000100	0.3
Wtd. Avg. Base & Total Tons	1,809.93		5,734.7		3,133.00	000100	1.4
					3,200.00	000100	2.3
Sauvignon Musque	1,600.00	000100	16.0		3,750.00	000100	1.0
	1,750.00	000100	16.2		3,825.01	025100	1.4
	1,800.00	000100	10.3		4,000.00	000100	2.3
	1,895.25	025400	3.4	Wtd. Avg. Base & Total Tons	2,529.72		110.4
	1,900.00	017000	1.4				
	1,950.00	000100	22.7	White Riesling *	1,200.00	000100	2.8
	2,000.00	000100	17.2		1,500.00	000100	8.2
	2,000.00	017000	0.8		1,875.00	000100	5.5
	2,010.18	000100	4.8		2,000.00	000100	5.5
	2,100.00	000100	8.8		2,300.00	000100	6.1
	2,195.00	000100	4.9		2,431.00	001310	52.4
	2,300.00	000100	8.5		3,000.00	000100	2.6
	2,470.00	013600	17.6		3,500.00	062700	5.9
	2,606.65	025400	1.3		3,600.00	000100	4.0
	2,634.30	000100	4.8	Wtd. Avg. Base & Total Tons	2,378.89		93.0
	2,661.86	000100	13.3				
Wtd. Avg. Base & Total Tons	2,073.69		152.0	Other White b/	2,300.00	000100	0.5
					2,800.00	000100	9.1
Sauvignon Vert *	1,500.00	000100	0.5		5,600.00	000100	0.6
	1,900.00	000100	4.4	Wtd. Avg. Base & Total Tons	2,940.20		10.2
Wtd. Avg. Base & Total Tons	1,859.18		4.9				
				WINE GRAPES (RED)			
Semillon	1,282.06	000100	31.7	Aglianico	3,600.00	000100	1.9
	1,500.00	013400	1.0	Wtd. Avg. Base & Total Tons	3,600.00		1.9
	1,600.00	000100	10.9				
	1,612.49	000100	4.2	Barbera	1,500.00	000100	8.3
	1,831.85	020800	19.2		2,000.00	000100	6.2
	1,900.00	017000	0.5		3,300.00	000100	0.5
	1,921.17	000100	29.7		3,800.00	000100	1.0
	1,950.00	000100	16.9		7,000.00	000100	2.7
	1,968.67	000100	7.4	Wtd. Avg. Base & Total Tons	2,631.02		18.7
	2,000.00	000100	5.0				
	2,004.74	000100	9.2	Blaufraenkisch *	3,000.00	017000	0.3
	2,020.00	000100	5.4	Wtd. Avg. Base & Total Tons	3,000.00		0.3
	2,200.00	000100	65.4				
	2,209.34	013400	25.5	Cabernet Franc	700.00	000100	1.2
	2,300.00	000100	14.6		1,000.00	000100	1.0
	2,470.00	000100	9.9		1,000.00	021200	2.2
	2,500.00	000100	11.7		1,150.00	000100	1.9
	2,700.00	000100	2.7		1,333.00	000100	6.6
	2,792.00	000100	1.1		1,500.00	000100	14.8
	2,850.00	000100	2.2		2,000.00	000100	23.7

TABLE 8: BASE PRICE PAID TO GROWERS FOR GRAPES CRUSHED AND DELIVERED TO CALIFORNIA PROCESSORS FROM THE 2010 CROP WITH BRIX FACTORS AND PURCHASED TONNAGE, BY TYPE, VARIETY, REPORTING DISTRICT WHERE GROWN, AND WEIGHTED AVERAGE BASE PRICE.

District, Type, and Variety	Base Price	Brix	Tons	District, Type, and Variety	Base Price	Brix	Tons
	Per Ton	Factors			Per Ton	Factors	
	Dollars	Code a/			Dollars	Code a/	
DISTRICT 4 (Cont'd)							
Cabernet Franc (Cont'd)	2,301.77	000100	6.0		6,500.00	000100	8.8
	2,500.00	000100	8.0		6,500.00	014500	0.5
	2,500.00	020800	6.6		6,605.00	000100	3.1
	2,750.00	025100	0.7		6,650.00	000100	2.5
	2,913.62	025400	2.5		6,669.00	000100	4.9
	3,000.00	000100	3.1		6,750.00	000100	4.8
	3,000.00	017800	1.3		6,800.00	000100	7.6
	3,050.00	000100	4.8		6,803.67	000100	1.6
	3,200.00	021200	7.5		7,000.00	000100	0.9
	3,300.00	000100	0.9		7,000.00	024500	2.7
	3,400.00	000100	26.2		7,000.00	025300	3.2
	3,412.50	000100	6.8		7,100.00	000100	2.1
	3,500.00	000100	25.0		7,200.00	000100	11.3
	3,500.00	021800	0.4		7,443.00	000100	5.7
	3,637.00	001920	7.9		7,500.00	000100	1.7
	3,800.00	025300	2.6		7,500.00	023400	1.5
	3,900.00	000100	2.3		7,500.00	025300	0.5
	4,000.00	000100	22.9		7,673.00	000100	0.9
	4,000.00	014100	1.3		7,673.31	000100	0.8
	4,000.00	017600	70.1		8,000.00	000100	4.8
	4,000.00	019300	1.1		8,054.21	025400	2.6
	4,000.00	021500	1.9		8,178.47	000100	2.6
	4,000.00	025100	7.0		8,500.00	000100	8.3
	4,000.00	027150	3.2		8,947.77	000100	9.3
	4,100.00	000100	11.0		9,000.00	025300	5.8
	4,108.25	000100	1.5		9,000.00	070625	4.6
	4,200.00	000100	25.7		9,000.00	070630	3.6
	4,200.00	024800	6.0		9,447.66	000100	2.8
	4,294.00	002300	12.8		9,498.68	000100	0.4
	4,300.00	000100	8.0		9,500.00	000100	2.5
	4,348.00	002200	1.6		9,545.05	000100	2.1
	4,392.00	000100	1.2		9,800.00	000100	2.1
	4,400.00	000100	6.7		10,000.00	000100	0.4
	4,496.00	000100	3.4		10,000.00	025400	0.5
	4,500.00	000100	70.4		10,231.08	000100	10.2
	4,500.00	013600	0.9		10,693.70	000100	3.2
	4,500.00	021200	5.8		11,000.00	014100	1.6
	4,550.00	000100	5.3		11,412.62	000100	2.4
	4,600.00	000100	11.4		13,000.00	000100	1.3
	4,625.00	000100	0.7		13,640.63	000100	6.4
	4,700.00	000100	2.0		15,000.00	000100	0.4
	4,720.00	000100	9.8		15,000.00	017900	1.3
	4,950.00	000100	1.6		16,193.00	000100	4.4
	5,000.00	000100	6.4		17,500.00	028100	3.1
	5,082.73	000100	0.9		19,748.00	017800	1.2
	5,083.00	000100	6.0		24,372.00	000100	2.2
	5,100.00	000100	12.0		50,466.76	000100	1.1
	5,100.00	026500	6.6	Wtd. Avg. Base & Total Tons	5,302.64		849.3
	5,115.54	000100	15.3	Cabernet Sauvignon	200.00	000100	19.5
	5,116.00	000100	6.4		400.00	000100	21.6
	5,200.00	000100	4.8		500.00	024300	1.6
	5,200.00	026500	5.5		600.00	000100	4.2
	5,250.00	000100	15.9		700.00	000100	12.5
	5,271.88	000100	17.7		715.00	000100	0.7
	5,271.88	025300	2.3		800.00	000100	4.3
	5,299.64	000100	10.7		800.00	024300	72.3
	5,471.88	000100	5.4		825.00	000100	17.7
	5,500.00	000100	13.0		1,000.00	000100	511.1
	5,600.00	000100	23.4		1,000.00	017000	3.4
	5,620.71	000100	0.9		1,000.00	019500	206.8
	5,750.00	000100	1.6		1,000.00	024500	2.4
	5,799.07	000100	11.5		1,050.00	000100	132.7
	5,800.00	000100	2.3		1,100.00	000100	18.3
	5,946.39	017600	11.4		1,150.00	000100	80.1
	6,000.00	000100	0.7		1,200.00	000100	245.9
	6,138.65	000100	12.8		1,250.00	017200	1.4
	6,139.39	000100	3.2		1,300.00	000100	236.0
	6,180.00	000100	1.9		1,400.00	000100	64.3
	6,326.26	000100	12.1		1,500.00	000100	214.9
	6,394.43	000100	14.3		1,500.00	014400	2.5
	6,394.43	024500	6.4		1,500.00	017400	25.9
	6,394.43	025100	4.3		1,500.00	020800	1.9

TABLE 8: BASE PRICE PAID TO GROWERS FOR GRAPES CRUSHED AND DELIVERED TO CALIFORNIA PROCESSORS FROM THE 2010 CROP WITH BRIX FACTORS AND PURCHASED TONNAGE, BY TYPE, VARIETY, REPORTING DISTRICT WHERE GROWN, AND WEIGHTED AVERAGE BASE PRICE.

District, Type, and Variety	Base Price	Brix	Tons	District, Type, and Variety	Base Price	Brix	Tons
	Per Ton	Factors			Per Ton	Factors	
	Dollars	Code a/			Dollars	Code a/	
DISTRICT 4 (Cont'd)					3,300.00	000100	44.9
Cabernet Sauvignon (Cont'd)	1,500.00	021200	1.9		3,300.00	023000	112.2
	1,500.00	025400	2.8		3,312.00	000100	27.6
	1,550.00	000100	31.7		3,349.58	000100	6.4
	1,550.00	064800	131.7		3,350.00	025100	45.0
	1,600.00	000100	261.9		3,356.00	000100	6.0
	1,600.00	025100	125.9		3,358.22	000100	77.6
	1,694.00	000100	2.3		3,360.00	000100	20.9
	1,700.00	000100	1,034.0		3,371.00	025100	60.4
	1,800.00	000100	653.3		3,447.50	000100	43.5
	1,850.00	000100	6.2		3,450.00	000100	1.9
	1,900.00	000100	9.4		3,460.98	000100	132.1
	2,000.00	000100	167.9		3,464.58	000100	1.6
	2,000.00	017400	5.3		3,475.00	000100	5.4
	2,000.00	019550	1.9		3,490.00	000100	4.2
	2,000.00	020800	6.1		3,500.00	000100	777.5
	2,000.00	024500	3.8		3,500.00	017400	2.9
	2,020.00	000100	5.2		3,500.00	020800	268.5
	2,079.22	000100	435.5		3,500.00	021800	10.5
	2,100.00	000100	295.5		3,500.00	024500	127.5
	2,115.38	000100	12.6		3,500.00	024800	5.7
	2,150.00	000100	95.7		3,500.00	025100	7.3
	2,180.00	017800	89.4		3,562.50	000100	29.9
	2,200.00	000100	63.5		3,600.00	000100	173.8
	2,250.00	000100	1.9		3,600.00	021800	19.9
	2,250.00	022700	9.7		3,612.59	000100	52.8
	2,257.00	024500	11.0		3,614.00	002100	82.1
	2,400.00	000100	72.2		3,636.00	000100	28.0
	2,459.00	000100	18.3		3,666.39	000100	6.9
	2,500.00	000100	400.5		3,700.00	000100	29.9
	2,500.00	020800	1.8		3,700.00	024500	13.9
	2,500.00	021000	6.5		3,750.00	000100	108.4
	2,500.00	021800	12.3		3,750.00	011300	5.1
	2,500.00	023000	21.8		3,800.00	000100	150.6
	2,500.00	025100	21.2		3,800.00	021200	4.2
	2,600.00	021000	85.4		3,800.00	024500	13.2
	2,700.00	000100	215.2		3,800.00	025100	15.9
	2,700.00	017800	10.0		3,824.09	017200	12.3
	2,700.00	024800	5.1		3,834.13	021000	12.0
	2,739.73	000100	82.3		3,837.00	000100	8.1
	2,750.00	000100	8.6		3,850.00	000100	5.9
	2,750.00	025100	14.1		3,900.00	000100	116.3
	2,777.50	000100	40.2		3,900.00	002600	16.3
	2,800.00	000100	213.8		3,900.00	024800	22.7
	2,800.00	020800	40.3		3,926.25	020800	7.8
	2,800.00	024800	4.8		3,939.00	000100	6.7
	2,900.00	000100	5.8		3,990.00	000100	9.3
	2,935.28	000100	24.0		4,000.00	000100	637.3
	2,940.00	000100	35.0		4,000.00	002300	8.8
	2,960.00	000100	9.4		4,000.00	017200	7.4
	2,970.00	000100	151.9		4,000.00	021800	9.4
	3,000.00	000100	795.1		4,000.00	024500	6.9
	3,000.00	021000	7.0		4,000.00	024800	6.4
	3,000.00	021800	15.1		4,000.00	025100	30.3
	3,000.00	023000	81.1		4,000.00	025400	5.3
	3,000.00	024500	9.6		4,000.00	027150	0.6
	3,000.00	025100	30.2		4,011.48	024500	17.6
	3,004.56	024800	7.6		4,100.00	000100	195.7
	3,050.00	000100	79.5		4,100.00	024500	3.1
	3,051.66	000100	11.9		4,150.00	000100	79.9
	3,051.90	000100	283.7		4,186.25	000100	25.3
	3,092.12	000100	3.2		4,200.00	000100	271.7
	3,100.00	021500	47.4		4,200.00	017400	49.2
	3,100.00	022900	130.7		4,200.00	017600	30.2
	3,116.53	000100	38.7		4,200.00	021200	1.1
	3,150.00	000100	19.6		4,200.00	024800	39.3
	3,200.00	000100	341.0		4,200.00	025100	4.7
	3,201.41	000100	24.6		4,232.52	000100	83.2
	3,233.61	000100	10.8		4,250.00	000100	27.3
	3,246.00	000100	80.3		4,250.12	000100	5.9
	3,263.00	000100	43.0		4,281.40	000100	58.7
	3,275.00	021500	2.7		4,300.00	000100	127.3
	3,299.91	000100	64.8		4,300.00	017400	4.8

TABLE 8: BASE PRICE PAID TO GROWERS FOR GRAPES CRUSHED AND DELIVERED TO CALIFORNIA PROCESSORS FROM THE 2010 CROP WITH BRIX FACTORS AND PURCHASED TONNAGE, BY TYPE, VARIETY, REPORTING DISTRICT WHERE GROWN, AND WEIGHTED AVERAGE BASE PRICE.

District, Type, and Variety	Base Price	Brix	Tons	District, Type, and Variety	Base Price	Brix	Tons
	Per Ton	Factors			Per Ton	Factors	
	Dollars	Code a/			Dollars	Code a/	
DISTRICT 4 (Cont'd)					4,880.45	021500	7.3
Cabernet Sauvignon (Cont'd)	4,300.00	024500	8.3		4,900.00	000100	19.9
	4,300.00	025100	11.8		4,923.00	000100	10.8
	4,315.18	000100	68.2		4,923.25	000100	38.0
	4,317.75	000100	30.3		4,926.06	021000	12.0
	4,334.21	000100	4.6		4,935.00	000100	8.0
	4,346.00	000100	32.4		4,950.00	000100	3.6
	4,347.00	020800	15.0		4,950.24	027100	17.3
	4,350.00	000100	19.4		4,956.09	013600	785.1
	4,363.00	000100	5.7		4,957.00	000100	7.0
	4,388.00	025100	3.7		4,957.11	000100	14.7
	4,400.00	000100	85.9		5,000.00	000100	869.1
	4,404.00	000100	14.3		5,000.00	020800	9.9
	4,425.56	017200	10.3		5,000.00	021000	23.6
	4,432.50	000100	47.0		5,000.00	021500	10.2
	4,450.00	000100	9.9		5,000.00	024600	2.4
	4,460.15	023400	10.6		5,000.00	025100	7.7
	4,461.26	000100	30.6		5,000.00	025400	2.0
	4,472.30	000100	3.6		5,000.00	027600	0.4
	4,485.00	000100	7.0		5,003.00	000100	92.7
	4,487.00	000100	4.3		5,011.48	000100	27.0
	4,500.00	000100	222.9		5,081.35	000100	41.9
	4,500.00	020800	43.3		5,081.38	000100	178.0
	4,500.00	022800	6.4		5,081.38	017200	132.7
	4,500.00	024500	0.9		5,081.38	021300	15.2
	4,525.00	011300	9.6		5,081.43	000100	15.0
	4,537.39	020800	18.0		5,100.00	000100	119.4
	4,554.00	000100	9.7		5,100.00	026500	198.1
	4,557.11	000100	216.0		5,125.94	000100	41.4
	4,565.50	000100	96.5		5,134.00	000100	4.7
	4,596.00	014100	0.6		5,150.00	000100	11.9
	4,600.00	000100	108.1		5,150.00	027150	12.0
	4,600.00	017200	15.6		5,162.70	000100	34.7
	4,600.00	022800	7.3		5,200.00	000100	66.3
	4,611.00	000100	26.6		5,200.00	019000	56.1
	4,619.00	000100	24.8		5,217.32	000100	30.4
	4,619.00	023400	25.3		5,232.82	000100	216.0
	4,619.44	000100	411.8		5,232.82	027150	5.1
	4,619.44	019300	10.1		5,235.50	000100	11.7
	4,619.44	025100	15.2		5,236.00	000100	26.5
	4,638.58	000100	8.9		5,250.00	000100	20.7
	4,650.00	000100	24.3		5,250.00	002200	3.3
	4,650.00	026500	13.5		5,250.12	000100	59.9
	4,662.18	000100	10.9		5,266.20	023400	2.9
	4,700.00	000100	103.5		5,272.12	000100	72.2
	4,700.00	021000	11.5		5,272.41	000100	34.4
	4,725.00	000100	12.7		5,300.00	000100	98.1
	4,728.00	000100	26.7		5,300.00	004270	1.4
	4,730.00	025100	30.1		5,300.00	019550	1.0
	4,741.46	000100	20.2		5,312.36	000100	69.7
	4,750.00	000100	177.9		5,312.36	017400	59.7
	4,756.00	000100	5.2		5,355.00	000100	37.0
	4,757.00	000100	1.6		5,379.15	000100	58.7
	4,757.00	021500	4.9		5,400.00	000100	54.3
	4,757.11	000100	79.6		5,417.50	000100	35.2
	4,758.00	000100	4.4		5,454.00	000100	9.8
	4,759.00	000100	42.8		5,488.77	000100	68.3
	4,760.00	000100	37.8		5,496.00	000100	1.9
	4,770.53	017600	40.6		5,500.00	000100	421.8
	4,772.84	000100	137.6		5,500.00	021200	90.9
	4,772.84	024500	18.5		5,500.00	024500	7.3
	4,773.00	000100	23.8		5,500.00	025100	5.5
	4,777.00	011500	5.7		5,531.95	017200	11.2
	4,779.00	017200	2.9		5,543.33	000100	162.9
	4,800.00	000100	106.4		5,549.60	000100	107.8
	4,800.00	017800	105.8		5,563.03	000100	12.0
	4,800.00	019300	4.8		5,600.00	000100	356.3
	4,800.00	022800	10.2		5,635.40	000100	12.5
	4,819.44	000100	447.1		5,675.50	021500	5.6
	4,842.97	000100	34.7		5,700.00	000100	35.8
	4,850.41	018000	5.6		5,700.00	021500	7.3
	4,872.00	000100	9.7		5,701.18	000100	11.8
	4,880.14	000100	60.6		5,708.53	000100	4.9

TABLE 8: BASE PRICE PAID TO GROWERS FOR GRAPES CRUSHED AND DELIVERED TO CALIFORNIA PROCESSORS FROM THE 2010 CROP WITH BRIX FACTORS AND PURCHASED TONNAGE, BY TYPE, VARIETY, REPORTING DISTRICT WHERE GROWN, AND WEIGHTED AVERAGE BASE PRICE.

District, Type, and Variety	Base Price	Brix	Tons	District, Type, and Variety	Base Price	Brix	Tons
	Per Ton	Factors			Per Ton	Factors	
	Dollars	Code a/			Dollars	Code a/	
DISTRICT 4 (Cont'd)					6,443.33	021000	2.4
Cabernet Sauvignon (Cont'd)	5,708.53	017600	55.0		6,443.34	000100	5.8
	5,727.00	021500	12.0		6,467.22	000100	31.5
	5,727.41	000100	94.0		6,488.00	024800	8.3
	5,727.41	020800	55.0		6,491.00	000100	13.4
	5,727.41	021000	46.9		6,500.00	000100	241.8
	5,733.61	000100	11.6		6,500.00	002600	6.7
	5,733.61	020800	50.1		6,500.00	014500	13.6
	5,734.00	000100	34.6		6,500.00	021500	6.1
	5,743.60	000100	10.3		6,500.00	024800	24.0
	5,743.60	024500	5.5		6,510.00	021500	3.5
	5,750.00	000100	14.5		6,529.17	000100	6.0
	5,753.10	000100	8.6		6,562.10	000100	6.2
	5,774.30	000100	12.1		6,591.00	000100	6.8
	5,779.00	020800	4.7		6,600.00	000100	1.8
	5,800.00	000100	122.4		6,620.54	025100	10.1
	5,800.00	002600	10.3		6,634.23	000100	10.4
	5,800.00	018000	3.0		6,638.58	000100	16.1
	5,800.00	062700	2.3		6,649.07	000100	16.6
	5,821.56	000100	75.7		6,650.00	000100	27.3
	5,846.68	000100	18.7		6,659.95	000100	10.4
	5,853.00	000100	23.9		6,659.95	017600	15.5
	5,912.88	000100	3.8		6,700.00	000100	40.5
	5,946.00	000100	30.8		6,750.00	000100	63.3
	5,946.38	000100	3.2		6,753.00	000100	1.7
	5,946.39	000100	4.0		6,760.00	000100	44.7
	5,946.39	017400	161.0		6,800.00	000100	16.8
	5,946.39	017600	167.2		6,800.00	025300	5.5
	5,946.39	021500	4.6		6,825.00	014400	14.5
	5,966.03	000100	18.5		6,860.96	000100	15.2
	5,966.05	000100	87.9		6,877.61	023400	9.1
	5,966.05	024500	60.5		6,929.16	000100	2.1
	5,966.05	025100	26.3		6,943.33	025100	11.3
	5,966.05	025400	2.1		6,968.00	000100	9.7
	5,971.62	000100	75.6		7,000.00	000100	245.0
	5,975.00	000100	6.8		7,000.00	013800	7.2
	5,990.02	000100	12.0		7,000.00	017600	21.7
	5,991.00	000100	1.6		7,000.00	020800	53.5
	6,000.00	000100	148.2		7,000.00	021200	13.6
	6,000.00	002600	5.5		7,000.00	021500	3.9
	6,000.00	014000	9.9		7,000.00	025100	23.7
	6,000.00	014400	1.5		7,020.15	000100	5.4
	6,000.00	018000	2.8		7,052.00	021500	7.6
	6,000.00	020800	11.2		7,100.00	000100	7.8
	6,000.00	021500	6.9		7,159.00	000100	14.7
	6,000.00	024500	8.1		7,159.26	000100	47.2
	6,000.00	025100	46.2		7,159.26	021000	7.6
	6,005.27	000100	8.5		7,159.26	021500	4.9
	6,045.88	000100	16.0		7,173.46	021500	5.9
	6,045.88	024500	9.3		7,195.00	000100	8.6
	6,053.00	000100	8.8		7,200.00	000100	136.8
	6,079.54	000100	5.9		7,223.70	025100	9.5
	6,084.00	000100	18.6		7,250.00	000100	14.2
	6,084.85	000100	20.9		7,300.00	000100	3.2
	6,100.00	000100	12.5		7,315.00	000100	3.0
	6,147.00	000100	34.2		7,333.00	000100	5.7
	6,180.00	000100	9.2		7,350.00	070658	21.0
	6,198.00	000100	7.8		7,408.00	000100	4.3
	6,200.00	000100	5.8		7,411.48	000100	17.6
	6,200.00	021000	11.4		7,425.00	000100	12.0
	6,204.69	000100	113.5		7,492.29	000100	3.8
	6,204.69	070620	12.0		7,500.00	000100	160.6
	6,205.00	000100	20.1		7,500.00	017800	28.9
	6,250.00	000100	2.5		7,500.00	024500	10.1
	6,271.00	000100	11.6		7,500.00	025100	15.9
	6,300.00	000100	63.3		7,500.00	025300	14.1
	6,324.01	019500	19.6		7,500.00	025400	2.0
	6,347.88	017600	122.9		7,658.74	000100	4.8
	6,347.88	021000	42.7		7,725.00	000100	11.1
	6,356.80	000100	73.0		7,736.85	000100	7.3
	6,375.00	000100	16.1		7,764.36	021500	6.4
	6,400.00	000100	59.8		7,850.00	000100	132.3
	6,443.00	000100	7.2		7,865.92	021000	6.7

TABLE 8: BASE PRICE PAID TO GROWERS FOR GRAPES CRUSHED AND DELIVERED TO CALIFORNIA PROCESSORS FROM THE 2010 CROP WITH BRIX FACTORS AND PURCHASED TONNAGE, BY TYPE, VARIETY, REPORTING DISTRICT WHERE GROWN, AND WEIGHTED AVERAGE BASE PRICE.

District, Type, and Variety	Base Price	Brix	Tons	District, Type, and Variety	Base Price	Brix	Tons
	Per Ton	Factors			Per Ton	Factors	
	Dollars	Code a/			Dollars	Code a/	
DISTRICT 4 (Cont'd)					11,505.91	000100	3.7
Cabernet Sauvignon (Cont'd)	7,875.19	024500	43.8		11,643.78	000100	15.7
	7,875.19	025400	8.9		11,666.67	000100	7.1
	7,932.00	000100	14.2		11,856.79	000100	13.6
	7,940.00	000100	18.2		12,000.00	000100	47.5
	8,000.00	000100	111.3		12,000.00	025400	4.8
	8,000.00	002200	4.0		12,394.00	000100	3.5
	8,000.00	002600	6.3		12,500.00	000100	1.7
	8,000.00	014000	8.5		12,790.59	000100	16.4
	8,000.00	017400	15.8		13,000.00	000100	34.5
	8,000.00	021200	20.7		13,222.75	000100	10.5
	8,000.00	021500	2.1		13,327.53	000100	2.9
	8,000.00	021800	8.0		13,400.00	000100	3.4
	8,000.00	025100	4.6		13,500.00	000100	4.8
	8,000.00	025400	3.4		13,523.81	000100	2.1
	8,022.23	025400	8.3		14,875.00	000100	3.5
	8,036.54	025100	25.2		15,000.00	000100	66.8
	8,066.45	000100	3.9		15,000.00	021500	2.4
	8,087.09	000100	4.4		15,243.84	000100	18.0
	8,113.83	000100	29.2		16,190.00	027120	2.1
	8,150.00	000100	1.4		16,295.00	000100	5.0
	8,200.00	000100	9.0		16,507.54	000100	4.0
	8,271.54	021000	3.8		17,361.00	017800	1.4
	8,274.00	000100	30.2		17,500.00	028100	73.1
	8,324.94	000100	16.3		17,543.33	000100	12.9
	8,361.52	000100	7.2		17,714.93	000100	2.2
	8,465.19	000100	43.0		18,899.00	000100	2.4
	8,500.00	000100	67.0		18,926.49	000100	10.6
	8,500.00	023400	25.4		19,429.00	017800	3.7
	8,500.00	024500	18.4		23,500.00	000100	9.3
	8,500.00	024800	5.3		23,788.00	017800	3.3
	8,518.79	000100	20.9		24,806.00	017800	1.3
	8,625.83	000100	7.4		25,000.00	000100	0.5
	8,673.00	000100	8.7		25,000.00	017800	5.8
	8,700.00	000100	7.7		29,456.33	000100	3.5
	8,746.36	000100	18.7		30,920.11	000100	4.4
	8,814.76	000100	11.0		31,241.49	000100	8.1
	8,840.00	000100	14.3	Wtd. Avg. Base & Total Tons	4,480.73		28,003.5
	9,000.00	000100	24.0				
	9,000.00	021300	24.0	Carignane	2,000.00	025300	2.2
	9,000.00	025300	6.5		2,809.41	000100	2.0
	9,092.70	028000	13.9		2,940.00	001900	10.0
	9,238.88	000100	8.1		3,652.00	000100	0.1
	9,300.20	000100	4.2	Wtd. Avg. Base & Total Tons	2,782.10		14.3
	9,343.16	000100	69.5				
	9,500.00	000100	63.2	Charbono	1,500.00	000100	18.8
	9,500.00	025100	4.1		1,515.00	000100	4.3
	9,514.00	000100	4.3		2,000.00	000100	8.1
	9,514.22	000100	12.5		2,000.00	017800	0.9
	9,545.68	000100	99.1		2,500.00	000100	9.9
	9,546.00	000100	3.1		2,682.02	000100	3.2
	9,732.57	000100	33.6		2,682.02	017400	0.9
	9,755.00	000100	40.0		2,700.00	000100	13.2
	9,800.00	000100	2.5		3,000.00	000100	2.0
	9,810.33	000100	1.5		3,300.00	000100	22.9
	9,835.26	025300	2.0		3,652.00	000100	0.1
	9,903.33	000100	35.0	Wtd. Avg. Base & Total Tons	2,444.08		84.3
	9,981.91	000100	16.6				
	10,000.00	000100	36.0	Cinsaut *	606.68	000100	1.5
	10,000.00	017900	3.0	Wtd. Avg. Base & Total Tons	606.68		1.5
	10,000.00	021200	2.6				
	10,000.00	024800	5.1	Dolcetto	938.48	000100	0.2
	10,000.00	067950	3.2		950.00	000100	11.8
	10,450.00	001800	38.6		1,700.00	000100	2.0
	10,489.20	021000	10.1	Wtd. Avg. Base & Total Tons	1,056.98		14.0
	10,500.00	025300	4.3				
	10,693.70	000100	66.0	Early Burgundy	4,000.00	000100	1.7
	10,738.89	000100	110.8	Wtd. Avg. Base & Total Tons	4,000.00		1.7
	10,835.00	000100	17.2				
	10,918.00	000100	78.9	Gamay (Napa) *	1,000.00	000100	12.5
	10,954.90	000100	7.8		1,500.00	000100	5.4
	11,000.00	000100	8.3		1,566.41	000100	3.8
	11,000.00	014100	6.8		1,600.00	000100	19.5

TABLE 8: BASE PRICE PAID TO GROWERS FOR GRAPES CRUSHED AND DELIVERED TO CALIFORNIA PROCESSORS FROM THE 2010 CROP WITH BRIX FACTORS AND PURCHASED TONNAGE, BY TYPE, VARIETY, REPORTING DISTRICT WHERE GROWN, AND WEIGHTED AVERAGE BASE PRICE.

District, Type, and Variety	Base Price	Brix	Tons	District, Type, and Variety	Base Price	Brix	Tons
	Per Ton	Factors			Per Ton	Factors	
	Dollars	Code a/			Dollars	Code a/	
DISTRICT 4 (Cont'd)					5,527.10	000100	18.4
Gamay (Napa) * (Cont'd)	1,900.00	000100	13.9		5,692.10	000100	13.6
	4,000.00	000100	0.2		5,692.10	024500	6.0
Wtd. Avg. Base & Total Tons	1,536.39		55.3		5,757.40	000100	4.4
					5,757.40	024500	6.8
Graciano	2,700.00	000100	1.0		5,757.40	024800	4.0
Wtd. Avg. Base & Total Tons	2,700.00		1.0		5,758.00	000100	2.3
					5,758.03	000100	0.4
Grenache *	450.00	024300	1.1		5,794.16	000100	0.1
	606.65	000100	1.6		5,996.00	000100	5.6
	1,000.00	014100	0.2		6,000.00	000100	0.4
	2,341.00	000100	8.3		6,200.00	000100	2.8
	2,700.00	000100	0.7		6,219.70	000100	6.8
	2,750.00	000100	1.5		6,448.29	017200	3.3
	2,900.00	000100	2.5		6,600.00	000100	1.4
	2,900.00	025300	1.5		6,636.00	000100	1.3
	3,000.00	000100	11.8		6,814.00	000100	2.4
	3,700.00	021800	0.2		6,908.88	000100	5.6
	3,800.00	000100	6.2		7,369.47	000100	0.8
	4,000.00	000100	5.9		7,985.09	000100	1.9
	4,443.00	000100	1.0		9,211.84	000100	5.9
	4,443.04	000100	1.3		10,061.00	002800	1.7
Wtd. Avg. Base & Total Tons	6,000.00	000100	0.1	Wtd. Avg. Base & Total Tons	3,547.24		504.0
	3,025.74		43.9				
Malbec	450.00	024300	1.7	Mataro *	2,940.00	025300	4.5
	650.00	064800	127.9		3,568.29	000100	4.2
	1,000.00	020800	3.8		3,652.00	000100	1.1
	1,000.00	021000	1.0		4,000.00	000100	1.0
	1,500.00	000100	8.6	Wtd. Avg. Base & Total Tons	3,355.00		10.8
	1,600.00	000100	7.2				
	2,000.00	000100	6.1	Merlot	400.00	000100	31.5
	2,000.00	013600	3.5		500.00	000100	163.9
	2,330.00	024800	3.1		500.00	024300	17.5
	2,500.00	000100	13.5		545.50	024500	0.3
	2,500.00	017800	1.6		600.00	020800	59.4
	2,800.00	000100	3.8		650.00	000100	194.8
	2,970.00	000100	0.4		750.00	000100	54.5
	3,050.00	000100	1.2		750.00	024500	87.4
	3,132.00	000100	2.9		800.00	000100	224.0
	3,153.00	000100	0.8		800.00	013600	7.0
	3,300.00	000100	2.8		972.00	024500	3.6
	3,424.01	000100	21.0		1,000.00	000100	263.8
	3,500.00	000100	22.8		1,000.00	021000	9.5
	3,961.00	000100	1.3		1,095.28	000100	93.0
	4,000.00	000100	1.0		1,200.00	000100	228.0
	4,000.00	020900	5.7		1,300.00	000100	16.4
	4,000.00	021500	1.9		1,300.00	020800	2.2
	4,000.00	021800	2.6		1,350.00	000100	39.5
	4,000.00	062700	5.1		1,350.00	025100	28.4
	4,130.00	000100	5.4		1,500.00	000100	163.7
	4,131.00	000100	0.6		1,500.00	021000	38.8
	4,145.78	000100	12.4		1,700.00	021200	22.1
	4,145.93	000100	12.8		1,700.37	000100	177.5
	4,300.00	000100	5.4		1,787.00	000100	53.1
	4,400.00	000100	8.4		1,800.00	000100	156.6
	4,418.74	000100	1.6		1,800.00	011500	5.3
	4,553.68	000100	1.9		1,800.00	017200	65.8
	4,605.92	000100	13.3		1,800.00	017800	2.0
	4,606.00	000100	2.7		1,800.00	024800	6.2
	4,606.42	000100	4.2		1,950.00	000100	21.4
	4,610.00	000100	2.0		1,950.00	023100	60.2
	4,616.00	000100	1.0		1,964.54	000100	14.1
	4,616.00	025300	2.5		2,000.00	000100	459.8
	4,753.68	000100	6.0		2,000.00	017200	13.8
	5,000.00	000100	13.8		2,000.00	021200	62.1
	5,009.05	000100	6.0		2,000.00	023100	15.8
	5,067.06	000100	5.0		2,000.00	024500	1.9
	5,296.81	000100	1.5		2,000.00	024800	3.0
	5,296.81	017200	1.5		2,020.00	000100	16.2
	5,302.00	001920	38.9		2,100.00	000100	29.4
	5,464.42	000100	5.4		2,100.00	022900	95.5
	5,500.00	000100	4.5		2,140.00	022900	80.5
					2,200.00	000100	83.1

TABLE 8: BASE PRICE PAID TO GROWERS FOR GRAPES CRUSHED AND DELIVERED TO CALIFORNIA PROCESSORS FROM THE 2010 CROP WITH BRIX FACTORS AND PURCHASED TONNAGE, BY TYPE, VARIETY, REPORTING DISTRICT WHERE GROWN, AND WEIGHTED AVERAGE BASE PRICE.

District, Type, and Variety	Base Price	Brix	Tons	District, Type, and Variety	Base Price	Brix	Tons
	Per Ton	Factors			Per Ton	Factors	
	Dollars	Code a/			Dollars	Code a/	
DISTRICT 4 (Cont'd)					3,000.00	000100	165.2
Merlot (Cont'd)	2,200.00	017400	4.3		3,000.00	020800	2.0
	2,200.00	021500	26.8		3,000.00	022800	15.0
	2,213.00	000100	22.6		3,001.25	000100	33.3
	2,248.05	027100	9.2		3,039.56	000100	5.8
	2,250.00	000100	15.8		3,100.00	020900	2.3
	2,300.00	000100	133.1		3,105.00	000100	3.0
	2,300.00	019000	154.3		3,150.00	000100	49.3
	2,300.00	020800	99.8		3,150.00	020800	37.8
	2,310.00	000100	2.0		3,154.06	000100	116.5
	2,340.00	000100	0.5		3,154.06	022800	44.2
	2,348.47	000100	23.8		3,154.40	000100	42.9
	2,400.00	000100	44.7		3,200.00	000100	163.9
	2,400.00	017800	1.7		3,200.00	017200	34.2
	2,420.00	000100	1.2		3,230.00	000100	15.8
	2,428.67	000100	242.4		3,285.48	000100	3.1
	2,430.00	000100	39.1		3,285.48	017200	19.3
	2,431.27	000100	543.2		3,285.48	024500	20.1
	2,456.00	000100	4.6		3,285.48	027800	6.5
	2,458.00	024800	1.0		3,285.84	000100	35.4
	2,458.88	000100	109.4		3,285.84	017400	31.3
	2,459.00	000100	28.2		3,286.00	000100	2.7
	2,467.00	000100	7.8		3,299.09	000100	178.4
	2,474.30	000100	186.8		3,300.00	000100	36.0
	2,496.00	000100	4.1		3,300.00	027150	5.4
	2,499.04	000100	13.0		3,322.00	000100	70.8
	2,500.00	000100	361.2		3,327.00	000100	4.7
	2,500.00	020800	13.9		3,334.22	000100	3.9
	2,500.00	022700	13.0		3,348.00	000100	27.1
	2,500.00	024500	6.8		3,364.33	070625	3.7
	2,500.00	024800	5.0		3,400.00	000100	29.5
	2,533.76	000100	12.4		3,416.89	017200	18.2
	2,600.00	000100	194.1		3,418.76	000100	0.9
	2,620.00	001400	95.8		3,421.00	000100	5.4
	2,622.00	000100	1.2		3,483.87	000100	7.8
	2,628.00	000100	2.8		3,489.87	000100	150.0
	2,628.38	000100	48.3		3,495.75	017600	16.1
	2,628.67	000100	26.7		3,495.75	021000	4.0
	2,629.00	000100	5.9		3,497.00	000100	35.5
	2,630.00	000100	12.8		3,500.00	000100	144.5
	2,637.79	000100	43.1		3,500.00	019300	5.4
	2,658.88	000100	72.7		3,500.00	027100	3.3
	2,692.78	000100	16.1		3,550.00	000100	9.2
	2,700.00	000100	63.2		3,571.43	017400	17.0
	2,700.00	011300	2.1		3,589.00	000100	3.2
	2,704.77	000100	34.3		3,600.00	000100	10.5
	2,707.39	000100	48.8		3,605.00	021500	8.4
	2,724.00	000100	60.5		3,611.00	000100	23.1
	2,724.61	020800	20.5		3,618.46	021500	7.8
	2,750.00	000100	27.6		3,733.00	000100	38.3
	2,753.95	000100	140.8		3,740.63	000100	5.0
	2,758.30	000100	14.0		3,750.00	000100	63.6
	2,763.53	024800	9.6		3,763.00	000100	8.7
	2,768.00	000100	58.0		3,800.00	000100	42.3
	2,768.49	000100	53.5		3,800.00	025100	2.0
	2,787.60	020800	18.4		3,804.82	023400	3.2
	2,800.00	000100	74.2		3,823.37	000100	4.8
	2,800.00	017200	4.9		3,945.00	000100	22.9
	2,800.00	017800	514.5		4,000.00	000100	87.8
	2,811.00	024500	9.9		4,000.00	021200	10.1
	2,827.71	000100	40.5		4,000.00	025100	3.8
	2,835.00	024800	23.8		4,469.42	000100	2.8
	2,850.00	000100	38.3		4,500.00	000100	219.9
	2,850.00	021800	19.0		4,500.00	024500	5.5
	2,858.81	000100	4.6		4,588.34	000100	8.1
	2,878.00	000100	5.9		4,600.00	000100	1.5
	2,890.00	000100	18.5		4,624.00	000100	6.1
	2,891.22	000100	4.2		4,679.91	000100	9.3
	2,900.00	000100	22.0		4,680.00	024500	9.9
	2,941.00	000100	7.6		5,000.00	000100	8.7
	2,948.13	017200	15.9		5,000.00	025100	16.7
	2,949.19	017200	12.6		5,256.76	000100	27.2
	2,950.66	024500	86.4		5,257.34	000100	5.5

TABLE 8: BASE PRICE PAID TO GROWERS FOR GRAPES CRUSHED AND DELIVERED TO CALIFORNIA PROCESSORS FROM THE 2010 CROP WITH BRIX FACTORS AND PURCHASED TONNAGE, BY TYPE, VARIETY, REPORTING DISTRICT WHERE GROWN, AND WEIGHTED AVERAGE BASE PRICE.

District, Type, and Variety	Base Price	Brix	Tons	District, Type, and Variety	Base Price	Brix	Tons
	Per Ton	Factors			Per Ton	Factors	
	Dollars	Code a/			Dollars	Code a/	
DISTRICT 4 (Cont'd)					4,870.00	000100	0.5
Merlot (Cont'd)	5,500.00	021200	12.1		5,000.00	000100	0.8
	5,600.00	000100	46.0		5,193.32	000100	5.8
	5,800.00	000100	10.1		5,250.00	000100	6.5
	6,050.36	000100	28.4		5,250.00	025300	0.8
	6,053.00	000100	2.5		5,255.06	000100	3.1
	6,120.00	000100	5.8		5,283.28	000100	4.9
	6,400.00	000100	6.8		5,339.12	000100	7.6
	6,750.00	000100	13.0		5,340.00	000100	1.8
	6,997.00	000100	1.0		5,403.23	000100	8.0
	6,998.28	000100	5.8		5,409.00	000100	1.0
	7,000.00	000100	2.2		5,500.00	000100	30.3
	7,081.54	000100	14.0		5,500.00	021200	3.1
	7,500.00	000100	7.8		5,500.00	021800	2.8
	8,500.00	025400	1.5		5,500.00	024500	3.8
	9,307.39	025400	8.3		5,600.00	000100	3.0
	9,500.00	000100	2.6		5,603.23	000100	18.8
	10,693.70	000100	4.4		5,606.08	000100	2.8
	11,424.13	000100	3.1		5,711.73	000100	0.1
	11,545.70	000100	2.0		5,712.65	000100	2.2
	13,121.02	000100	3.1		5,791.00	000100	4.1
	15,000.00	017800	2.6		5,873.03	000100	6.0
	16,354.88	025400	1.6		5,873.03	021000	0.7
	19,397.00	017800	1.2		5,943.55	000100	2.2
	20,850.50	000100	4.3		5,943.55	024500	10.4
	27,723.00	017800	2.2		5,946.39	000100	3.8
Wtd. Avg. Base & Total Tons	2,520.33		9,763.4		6,000.00	000100	10.4
					6,053.00	000100	1.1
Meunier *	1,750.00	007900	35.9		6,147.27	020800	1.3
	1,800.00	000100	2.2		6,250.00	025400	0.3
	1,800.00	007900	23.6		6,268.00	000100	5.4
	1,976.21	007900	24.8		6,406.94	020800	11.0
	2,000.00	000100	2.4		6,483.00	025300	2.6
	2,019.31	007900	30.5		6,492.00	000100	2.2
Wtd. Avg. Base & Total Tons	1,881.61		119.4		6,500.00	000100	2.0
					6,673.90	000100	10.1
Petit Verdot	800.00	000100	0.5		6,673.90	024500	2.5
	1,000.00	000100	9.8		6,754.04	000100	5.5
	1,000.00	021000	3.6		6,800.00	000100	1.8
	2,000.00	000100	20.7		6,803.95	000100	1.8
	2,100.00	000100	17.0		7,000.00	000100	0.1
	2,500.00	000100	9.7		7,020.31	000100	2.4
	2,700.00	022900	2.6		7,135.32	000100	1.2
	2,800.00	000100	9.2		7,159.26	017200	2.3
	2,970.00	000100	1.4		7,200.00	000100	2.3
	3,000.00	000100	14.9		7,341.29	024800	4.4
	3,000.00	017800	1.2		7,422.34	000100	12.4
	3,000.00	020800	1.0		7,500.00	000100	5.7
	3,000.00	024500	1.8		7,590.29	000100	2.7
	3,050.00	000100	23.5		8,542.59	000100	1.6
	3,246.21	000100	18.7		8,714.00	000100	0.4
	3,400.00	000100	1.0		8,784.77	000100	2.0
	3,500.00	000100	33.5		9,000.00	000100	10.5
	3,631.00	000100	5.0		9,000.00	025300	1.5
	3,636.00	000100	4.5		9,500.00	000100	3.1
	3,700.00	000100	8.1		10,593.22	000100	1.4
	3,750.00	000100	1.0		10,678.24	000100	3.0
	4,000.00	000100	67.2		10,693.70	000100	3.0
	4,000.00	014100	2.0		10,721.00	000100	2.6
	4,000.00	025100	3.1		13,444.00	000100	0.8
	4,100.00	000100	17.1		14,327.35	000100	2.2
	4,113.28	000100	16.4		14,368.00	017800	1.7
	4,200.00	000100	4.1		15,000.00	000100	1.9
	4,250.00	000100	2.2		15,000.00	017800	0.8
	4,250.00	011300	3.1		17,500.00	028100	1.4
	4,391.26	000100	9.2		18,272.87	000100	5.6
	4,459.04	000100	6.5	Wtd. Avg. Base & Total Tons	4,971.56		633.7
	4,500.00	000100	5.9				
	4,500.00	020900	5.6	Petite Sirah	416.60	000100	2.4
	4,619.44	017200	18.9		450.00	024300	22.8
	4,673.99	000100	9.2		500.00	000100	1.7
	4,800.00	000100	2.9		500.00	019550	0.8
	4,857.24	000100	1.7		600.00	000100	1.6

TABLE 8: BASE PRICE PAID TO GROWERS FOR GRAPES CRUSHED AND DELIVERED TO CALIFORNIA PROCESSORS FROM THE 2010 CROP WITH BRIX FACTORS AND PURCHASED TONNAGE, BY TYPE, VARIETY, REPORTING DISTRICT WHERE GROWN, AND WEIGHTED AVERAGE BASE PRICE.

District, Type, and Variety	Base Price	Brix	Tons	District, Type, and Variety	Base Price	Brix	Tons
	Per Ton	Factors			Per Ton	Factors	
	Dollars	Code a/			Dollars	Code a/	
DISTRICT 4 (Cont'd)					4,804.80	000100	11.1
Petite Sirah (Cont'd)	900.00	000100	4.0		5,200.00	000100	1.9
	1,000.00	000100	1.8		5,500.00	000100	0.5
	1,500.00	000100	50.8		5,546.30	000100	3.3
	1,600.00	000100	9.5	Wtd. Avg. Base & Total Tons	3,096.73		1,808.9
	1,967.52	000100	25.0				
	2,000.00	000100	95.3	Pinot Noir	750.00	000100	7.1
	2,000.00	023000	5.1		1,200.00	000100	12.7
	2,147.00	000100	5.2		1,200.00	018000	0.9
	2,200.00	021200	3.8		1,200.00	021000	22.4
	2,250.00	000100	3.8		1,300.00	007900	2.5
	2,250.00	028200	1.2		1,500.00	007900	58.7
	2,368.10	013600	11.8		1,500.00	021500	24.3
	2,500.00	000100	116.4		1,500.00	023400	9.9
	2,500.00	024500	8.1		1,500.00	025100	6.0
	2,500.00	028000	2.1		1,550.00	007900	56.5
	2,505.50	000100	57.5		1,600.00	000100	24.0
	2,600.00	000100	18.5		1,650.00	000100	10.6
	2,750.00	000100	19.3		1,696.40	000100	59.6
	2,800.00	000100	14.3		1,750.00	007900	14.2
	2,800.00	025100	2.0		1,800.00	000100	24.9
	2,800.00	070651	3.5		1,800.00	007900	87.8
	2,850.00	000100	4.2		1,870.00	007900	112.2
	2,900.00	000100	7.1		1,887.44	007900	17.2
	2,981.40	000100	35.0		1,893.44	007900	141.5
	3,000.00	000100	106.6		1,929.45	007900	59.4
	3,000.00	017800	0.9		1,937.11	007900	11.1
	3,000.00	027100	6.0		1,981.81	007900	35.1
	3,030.28	000100	46.5		1,986.06	007900	16.1
	3,033.91	000100	5.6		2,000.00	000100	25.3
	3,052.93	021000	5.4		2,026.15	007900	131.5
	3,100.00	000100	267.3		2,042.95	007900	13.6
	3,117.78	000100	28.9		2,050.00	007900	12.2
	3,134.00	000100	12.5		2,080.90	007900	195.9
	3,150.00	000100	28.3		2,086.12	007900	94.0
	3,152.93	025100	1.3		2,100.00	007900	78.3
	3,153.00	000100	11.0		2,132.04	007900	255.6
	3,156.62	000100	36.4		2,132.04	021000	3.5
	3,200.00	000100	66.5		2,143.00	000100	4.2
	3,200.00	013600	3.0		2,190.42	007900	50.5
	3,200.00	021000	3.1		2,200.00	007900	73.7
	3,200.00	021200	2.9		2,200.00	024500	1.4
	3,200.00	070651	17.2		2,242.58	007900	24.0
	3,239.22	000100	1.7		2,250.00	000100	230.0
	3,273.39	000100	20.1		2,250.00	021500	9.0
	3,300.00	000100	38.6		2,300.00	000100	66.9
	3,375.00	000100	9.6		2,300.00	024500	9.8
	3,411.86	000100	5.2		2,371.36	000100	57.1
	3,468.22	000100	15.1		2,400.00	000100	213.9
	3,472.28	000100	7.4		2,423.00	025100	18.7
	3,473.39	000100	5.5		2,450.00	000100	19.3
	3,484.00	000100	2.4		2,453.66	000100	25.0
	3,500.00	000100	31.7		2,462.80	000100	14.2
	3,500.00	021500	10.0		2,472.35	000100	15.0
	3,500.00	021800	2.1		2,498.10	000100	9.5
	3,500.00	024500	3.1		2,500.00	000100	109.8
	3,520.00	000100	14.1		2,500.00	007600	7.9
	3,555.16	000100	11.5		2,500.00	020800	1.4
	3,568.29	000100	17.7		2,545.01	000100	36.8
	3,600.00	000100	70.6		2,545.01	009000	22.4
	3,600.73	000100	47.8		2,550.86	000100	10.7
	3,630.11	000100	14.8		2,600.00	000100	5.1
	3,690.00	025300	7.2		2,600.00	021200	2.1
	3,699.20	000100	4.4		2,600.00	024500	7.2
	3,764.40	000100	17.2		2,650.00	017600	11.5
	3,787.94	000100	20.0		2,699.96	000100	31.4
	3,800.00	000100	58.5		2,750.00	000100	84.4
	3,945.78	013600	6.1		2,750.00	014400	2.8
	4,000.00	000100	12.8		2,800.00	000100	207.3
	4,200.00	000100	5.0		2,800.00	021000	5.0
	4,272.24	000100	1.6		2,812.32	000100	18.4
	4,500.00	000100	99.4		2,850.00	000100	57.1
	4,772.84	000100	46.9		2,884.41	000100	35.6

TABLE 8: BASE PRICE PAID TO GROWERS FOR GRAPES CRUSHED AND DELIVERED TO CALIFORNIA PROCESSORS FROM THE 2010 CROP WITH BRIX FACTORS AND PURCHASED TONNAGE, BY TYPE, VARIETY, REPORTING DISTRICT WHERE GROWN, AND WEIGHTED AVERAGE BASE PRICE.

District, Type, and Variety	Base Price	Brix	Tons	District, Type, and Variety	Base Price	Brix	Tons
	Per Ton	Factors			Per Ton	Factors	
	Dollars	Code a/			Dollars	Code a/	
DISTRICT 4 (Cont'd)					1,000.00	000100	2.0
Pinot Noir (Cont'd)	2,884.41	017400	18.8		1,200.00	000100	43.7
	2,950.00	000100	7.6		1,250.00	000100	0.7
	2,956.93	000100	27.3		1,250.00	017400	4.1
	2,975.00	000100	21.2		1,300.00	000100	3.3
	3,000.00	000100	93.4		1,500.00	000100	17.5
	3,000.00	020800	2.7		1,500.00	014400	1.5
	3,200.00	000100	49.0		1,600.00	000100	7.8
	3,200.00	013600	3.8		1,800.00	000100	10.4
	3,300.00	000100	3.5		1,831.51	000100	24.0
	3,490.05	000100	6.5		1,850.00	000100	11.6
	3,500.00	000100	32.5		1,900.00	000100	10.0
	3,500.00	021500	3.4		1,900.00	021000	3.0
	3,548.74	000100	29.3		2,000.00	000100	71.5
	3,574.64	000100	6.2		2,000.00	021000	54.0
	3,600.00	000100	75.3		2,100.00	000100	3.0
	3,684.86	000100	29.6		2,137.00	000100	36.7
	3,700.00	000100	11.7		2,200.00	000100	15.4
	3,700.00	002200	3.1		2,200.00	018050	28.0
	3,700.00	024500	4.0		2,200.00	020800	4.1
	3,713.00	000100	6.2		2,200.00	021000	4.5
	3,750.00	000100	5.4		2,400.00	000100	12.4
	3,775.00	000100	1.0		2,400.00	014100	1.4
	3,775.00	024500	11.0		2,493.72	000100	8.6
	3,800.00	000100	6.2		2,500.00	000100	34.5
	3,947.37	000100	1.6		2,500.00	024500	10.7
	3,956.38	000100	77.8		2,600.00	004270	1.0
	4,000.00	024500	4.7		2,638.32	000100	6.8
	4,291.00	001880	22.3		2,700.00	002600	2.0
	4,500.00	000100	18.9		2,700.00	027600	23.8
	4,940.00	000100	29.5		2,800.00	000100	12.9
	4,965.90	000100	20.5		2,827.00	021000	6.9
	5,211.00	000100	3.1		2,900.00	000100	14.9
	5,400.00	000100	9.0		2,992.13	029300	3.8
	5,500.00	000100	7.6		2,995.14	000100	40.1
	6,009.70	021500	3.2		2,995.19	000100	80.7
	6,715.00	000100	8.5		3,000.00	000100	41.3
	7,418.99	000100	12.4		3,000.00	021000	2.9
Wtd. Avg. Base & Total Tons	2,473.61		3,801.5		3,000.00	022900	4.9
					3,000.00	024800	2.6
Primitivo	2,020.00	000100	23.3		3,000.00	025300	0.9
	2,500.00	021000	0.5		3,100.00	024500	0.9
	3,600.00	000100	2.3		3,107.00	000100	6.5
Wtd. Avg. Base & Total Tons	2,168.43		26.1		3,110.29	000100	18.8
					3,136.89	000100	11.0
Refosco *	2,700.00	000100	0.3		3,137.00	000100	1.2
Wtd. Avg. Base & Total Tons	2,700.00		0.3		3,137.00	021500	2.6
					3,150.00	017800	10.3
Sangiovese *	1,000.00	017800	2.1		3,157.06	000100	41.1
	2,000.00	000100	19.8		3,200.00	000100	13.5
	2,020.00	000100	28.4		3,250.00	000100	4.4
	2,100.00	000100	26.4		3,300.00	000100	9.0
	2,179.06	000100	10.3		3,300.00	013600	6.8
	2,200.00	000100	3.3		3,374.04	000100	13.3
	2,400.00	020800	0.5		3,444.00	000100	13.3
	2,441.61	000100	9.7		3,450.48	000100	6.1
	2,450.00	000100	4.1		3,472.77	000100	25.1
	2,450.00	017800	13.6		3,500.00	000100	37.5
	2,458.88	000100	11.6		3,500.00	014500	2.6
	2,628.38	000100	8.1		3,500.00	024800	2.0
	2,630.00	000100	9.5		3,600.00	000100	19.5
	2,800.00	000100	10.6		3,630.62	000100	8.2
	3,500.00	025100	3.0		3,675.00	000100	20.0
	3,750.00	000100	4.8		3,700.00	025300	9.4
	3,957.13	000100	2.3		3,750.00	000100	5.2
	4,000.00	000100	7.5		3,750.00	024800	2.6
	9,500.00	028100	3.7		3,788.00	000100	36.0
Wtd. Avg. Base & Total Tons	2,563.80		179.3		3,800.00	000100	9.1
					3,800.00	025100	1.8
Syrah *	200.00	000100	0.6		3,864.50	025400	4.7
	350.00	028000	2.5		3,928.66	000100	7.2
	450.00	024300	12.7		3,928.66	013600	11.0
	900.00	000100	1.1		3,928.66	024500	15.2

TABLE 8: BASE PRICE PAID TO GROWERS FOR GRAPES CRUSHED AND DELIVERED TO CALIFORNIA PROCESSORS FROM THE 2010 CROP WITH BRIX FACTORS AND PURCHASED TONNAGE, BY TYPE, VARIETY, REPORTING DISTRICT WHERE GROWN, AND WEIGHTED AVERAGE BASE PRICE.

District, Type, and Variety	Base Price	Brix	Tons	District, Type, and Variety	Base Price	Brix	Tons
	Per Ton	Factors			Per Ton	Factors	
	Dollars	Code a/			Dollars	Code a/	
DISTRICT 4 (Cont'd)							
Syrah * (Cont'd)	4,000.00	000100	41.1		2,400.00	000100	12.1
	4,000.00	014400	2.0		2,500.00	000100	67.5
	4,085.81	000100	17.2		2,500.00	027150	4.5
	4,085.81	025300	4.4		2,550.00	024800	3.1
	4,097.00	000100	6.2		2,600.00	000100	7.8
	4,150.00	000100	4.6		2,610.00	000100	10.4
	4,200.00	000100	3.8		2,700.00	000100	18.2
	4,242.96	000100	21.5		2,700.00	021000	20.2
	4,275.65	000100	3.2		2,750.00	000100	16.3
	4,500.00	000100	20.2		2,771.59	000100	20.3
	4,530.00	000100	3.4		2,800.00	000100	35.9
	4,550.00	000100	3.6		2,805.00	000100	7.0
	4,682.97	070630	11.6		2,805.14	000100	37.1
	4,795.26	000100	3.2		2,850.00	000100	16.4
	4,800.00	000100	2.4		2,880.00	000100	34.8
	5,000.00	000100	2.6		2,880.11	000100	121.7
	5,500.00	000100	8.4		2,880.11	021000	4.3
	6,255.00	000100	2.9		2,880.11	027600	53.5
	6,303.00	000100	2.9		2,928.25	000100	9.5
	6,306.00	000100	5.2		2,975.00	000100	5.1
	8,801.94	000100	8.1		3,000.00	000100	104.2
	8,844.00	000100	2.1		3,125.00	021000	6.8
	9,296.00	000100	4.2		3,163.27	000100	13.5
	10,446.00	000100	3.4		3,169.90	000100	17.5
Wtd. Avg. Base & Total Tons	3,032.47		1,250.9		3,183.00	000100	4.0
					3,200.00	000100	127.6
					3,300.00	000100	137.2
Tempranillo *	2,500.00	000100	8.0		3,350.00	000100	2.0
	2,500.00	024800	5.4		3,429.61	000100	4.1
	2,700.00	000100	2.2		3,500.00	000100	114.4
	2,850.00	000100	2.0		3,500.00	021800	0.9
	3,200.00	022800	6.9		3,600.00	000100	14.5
	3,320.00	000100	12.0		3,600.00	000100	14.5
	3,400.00	000100	10.4		3,605.00	000100	5.5
	7,000.00	000100	5.0		3,652.00	000100	12.1
Wtd. Avg. Base & Total Tons	3,418.50		51.9		3,699.20	000100	24.8
					3,700.00	000100	2.4
					3,800.00	000100	14.8
Tinta Cao	2,500.00	024800	2.5		3,800.00	000100	14.8
	2,700.00	000100	0.4		3,971.53	000100	1.3
Wtd. Avg. Base & Total Tons	2,527.59		2.9		4,000.00	000100	82.8
					4,000.00	002200	3.5
					4,000.00	068001	2.1
Touriga Francesca	2,500.00	000100	1.0		4,004.00	000100	4.6
Wtd. Avg. Base & Total Tons	2,500.00		1.0		4,200.00	000100	17.8
					4,257.32	000100	9.9
Touriga Nacional *	2,700.00	000100	1.0		4,272.24	000100	6.8
Wtd. Avg. Base & Total Tons	2,700.00		1.0		4,500.00	000100	101.6
					4,700.00	000100	9.6
Zinfandel	200.00	000100	4.2		10,223.05	000100	2.2
	500.00	000100	1.8	Wtd. Avg. Base & Total Tons	2,781.46		1,918.8
	600.00	064800	88.2				
	700.00	017400	0.9	Other Red b/	2,000.00	000100	3.4
	1,000.00	000100	19.1	Wtd. Avg. Base & Total Tons	2,000.00		3.4
	1,000.00	011300	21.3				
	1,200.00	000100	10.0				
	1,350.00	000100	3.7	DISTRICT 5			
	1,500.00	000100	78.0	WINE GRAPES (WHITE)			
	1,800.00	000100	52.4	Chardonnay *	100.00	024300	38.2
	1,800.00	021000	15.0		220.00	038300	69.8
	1,800.00	025100	37.3		300.00	000100	166.4
	1,831.50	000100	16.0		400.00	013400	334.0
	1,874.60	000100	4.6		433.38	000100	80.4
	1,875.00	000100	14.8		450.00	013400	182.3
	1,955.16	000100	4.1		496.90	017000	451.6
	1,964.05	000100	53.4		500.00	000100	201.6
	2,000.00	000100	76.5		550.00	002000	665.8
	2,000.00	014100	5.3		600.00	000100	42.3
	2,000.00	025100	4.0		650.00	000100	111.2
	2,100.00	002200	18.0		700.00	000100	49.2
	2,100.00	021200	2.0		850.00	000100	208.6
	2,200.00	000100	24.9		900.00	017400	864.1
	2,250.00	000100	3.5		1,000.00	007900	93.5
	2,250.00	024500	5.1		1,002.40	000100	180.6
	2,300.00	017800	0.5	Wtd. Avg. Base & Total Tons	1,061.00	000100	266.0
					662.78		4,005.6

TABLE 8: BASE PRICE PAID TO GROWERS FOR GRAPES CRUSHED AND DELIVERED TO CALIFORNIA PROCESSORS FROM THE 2010 CROP WITH BRIX FACTORS AND PURCHASED TONNAGE, BY TYPE, VARIETY, REPORTING DISTRICT WHERE GROWN, AND WEIGHTED AVERAGE BASE PRICE.

District, Type, and Variety	Base Price	Brix	Tons	District, Type, and Variety	Base Price	Brix	Tons
	Per Ton	Factors			Per Ton	Factors	
	Dollars	Code a/			Dollars	Code a/	
DISTRICT 5 (Cont'd)							
Chenin Blanc	350.00	001300	686.9				
	450.00	000100	500.2	Charbono	800.00	000100	1.0
	500.00	000100	10.5		800.00	017400	1.0
Wtd. Avg. Base & Total Tons	393.08		1,197.6	Wtd. Avg. Base & Total Tons	800.00		2.0
French Colombard	475.00	000100	39.2	Dolcetto	500.00	000100	1.3
Wtd. Avg. Base & Total Tons	475.00		39.2	Wtd. Avg. Base & Total Tons	500.00		1.3
Muscat Blanc *	900.00	000100	4.5	Gamay (Napa) *	500.00	000100	27.1
	1,484.38	000100	35.7		700.00	000100	14.4
Wtd. Avg. Base & Total Tons	1,418.96		40.2		1,700.00	000100	40.6
				Wtd. Avg. Base & Total Tons	1,128.50		82.1
Pinot Gris *	450.00	001300	434.7	Malbec	500.00	000100	5.3
	500.00	000100	111.8		750.00	000100	7.6
	500.00	013400	19.2		1,200.00	000100	2.2
	600.00	000100	754.9	Wtd. Avg. Base & Total Tons	727.81		15.1
	700.00	000100	15.0	Merlot	100.00	024300	19.6
	712.00	001400	1,066.0		200.00	045600	45.7
	900.00	000100	30.2		300.00	000100	78.0
	1,000.00	000100	44.6		350.00	024300	16.1
	1,140.00	000100	13.3		375.00	000100	51.0
Wtd. Avg. Base & Total Tons	630.79		2,489.7		450.00	064800	164.1
Sauvignon Blanc	300.00	000100	257.6		600.00	000100	143.0
	400.00	011100	266.3		750.00	000100	153.7
	429.25	000100	25.2		880.00	000100	47.4
	500.00	000100	168.9		900.00	000100	151.4
	858.50	000100	5.2	Wtd. Avg. Base & Total Tons	588.68		870.0
	858.50	013600	7.8	Montepulciano	500.00	000100	5.6
	2,000.00	000100	3.7	Wtd. Avg. Base & Total Tons	500.00		5.6
Wtd. Avg. Base & Total Tons	405.10		734.7	Petit Verdot	900.00	000100	3.6
Sauvignon Musque	858.50	013600	8.0		2,000.00	000100	11.1
Wtd. Avg. Base & Total Tons	858.50		8.0	Wtd. Avg. Base & Total Tons	1,730.61		14.7
Symphony	350.00	001600	92.5	Petite Sirah	412.50	024300	18.3
Wtd. Avg. Base & Total Tons	350.00		92.5		500.00	000100	3.7
Verdelho	2,000.00	000100	4.0		600.00	064800	34.4
Wtd. Avg. Base & Total Tons	2,000.00		4.0		850.00	000100	266.1
Viognier	350.00	069220	52.0		858.50	000100	32.4
	400.00	010900	22.8		900.00	000100	1.1
	700.00	000100	33.4		1,000.00	000100	24.3
	800.00	000100	72.1		1,100.00	025100	1.5
	1,200.00	001700	0.8	Wtd. Avg. Base & Total Tons	814.51		381.8
Wtd. Avg. Base & Total Tons	603.75		181.1	Pinot Noir	700.00	000100	797.2
White Riesling *	924.27	000100	34.4		750.00	000100	127.1
	1,351.93	000100	47.1		762.00	067225	618.2
Wtd. Avg. Base & Total Tons	1,171.42		81.5		900.00	000100	557.5
					1,129.27	008000	89.1
WINE GRAPES (RED)					1,200.00	000100	40.9
Cabernet Franc	680.00	000100	14.5		1,312.10	000100	64.0
Wtd. Avg. Base & Total Tons	680.00		14.5		1,400.00	000100	75.0
					1,471.52	000100	22.6
Cabernet Sauvignon	600.00	056900	56.5		1,600.00	000100	24.2
	600.00	064800	36.6		2,000.00	000100	22.3
	680.00	000100	44.4	Wtd. Avg. Base & Total Tons	853.71		2,438.1
	950.00	000100	71.7	Syrah *	200.00	045600	49.3
	1,000.00	000100	12.8		400.00	000100	2.5
	1,165.00	000100	33.7		900.00	000100	8.4
	1,200.00	000100	51.5		1,000.00	000100	8.1
	1,250.00	000100	12.6		1,179.00	024500	1.5
	1,300.00	027600	1.4		1,300.00	027600	2.0
	1,500.00	000100	289.2		1,800.00	000100	11.6
	2,000.00	000100	4.0		2,000.00	000100	4.0
	2,300.00	014000	1.0		2,000.00	028000	1.9
Wtd. Avg. Base & Total Tons	1,185.73		615.4	Wtd. Avg. Base & Total Tons	711.85		89.3
Carignane	500.00	000100	1.2				
Wtd. Avg. Base & Total Tons	500.00		1.2				

TABLE 8: BASE PRICE PAID TO GROWERS FOR GRAPES CRUSHED AND DELIVERED TO CALIFORNIA PROCESSORS FROM THE 2010 CROP WITH BRIX FACTORS AND PURCHASED TONNAGE, BY TYPE, VARIETY, REPORTING DISTRICT WHERE GROWN, AND WEIGHTED AVERAGE BASE PRICE.

District, Type, and Variety	Base Price	Brix	Tons	District, Type, and Variety	Base Price	Brix	Tons		
	Per Ton	Factors			Per Ton	Factors			
	Dollars	Code a/			Dollars	Code a/			
DISTRICT 5 (Cont'd)				Wtd. Avg. Base & Total Tons				1,250.74	6.4
Tannat	1,500.00	000100	7.1	Muscat Blanc *	1,000.00	013800	4.4		
Wtd. Avg. Base & Total Tons	1,500.00		7.1		2,500.00	021600	1.0		
Tempranillo *	2,000.00	000100	4.0	Wtd. Avg. Base & Total Tons	1,277.78		5.4		
Wtd. Avg. Base & Total Tons	2,000.00		4.0	Muscat Orange	2,500.00	000100	1.8		
Zinfandel	250.00	064800	49.1	Wtd. Avg. Base & Total Tons	2,500.00		1.8		
	350.00	037700	145.4	Palomino *	2,000.00	000100	18.0		
	600.00	000100	15.5	Wtd. Avg. Base & Total Tons	2,000.00		18.0		
	1,000.00	000100	6.2	Pinot Blanc	750.00	021600	2.0		
	1,500.00	000100	1.1		900.00	000100	3.4		
	1,800.00	025100	0.6		1,300.00	000100	1.8		
Wtd. Avg. Base & Total Tons	373.54		217.9		1,350.00	020600	6.0		
DISTRICT 6				Wtd. Avg. Base & Total Tons				1,136.36	13.2
WINE GRAPES (WHITE)				Pinot Gris *				385.00	001700
Arneis	1,000.00	010900	1.4		500.00	000100	488.3		
Wtd. Avg. Base & Total Tons	1,000.00		1.4		550.00	000100	341.1		
Chardonnay *	300.00	000100	1,003.5		900.00	000100	4.0		
	500.00	000100	2,283.1		900.00	044490	17.8		
	750.00	000100	12.1		1,000.00	000100	22.9		
	792.64	000100	4.5		1,200.00	000100	2.3		
	800.00	000100	149.3		1,200.00	013800	7.8		
	800.00	013800	0.3		1,300.00	000100	6.3		
	800.00	044490	421.0		1,400.00	021600	4.1		
	900.00	000100	40.7		1,500.00	059705	3.8		
	900.00	045250	5.4		1,600.00	017200	2.2		
	926.25	000100	560.5		1,777.60	000100	8.0		
	950.00	013600	2.0	Wtd. Avg. Base & Total Tons	555.93		1,017.7		
	975.00	000100	6.2	Roussanne	1,200.00	000100	0.8		
	1,100.00	000100	10.5		1,925.53	000100	1.0		
	1,100.00	020800	69.2	Wtd. Avg. Base & Total Tons	1,603.07		1.8		
	1,164.15	000100	397.0	Sauvignon Blanc	250.00	010900	213.7		
	1,170.00	021600	14.2		400.00	000100	311.6		
	1,200.00	021000	3.0		450.00	017400	0.3		
	1,200.00	045250	210.7		600.00	000100	6.5		
	1,300.00	000100	2.3		700.00	012175	39.3		
	1,300.00	013410	4.0		900.00	000100	0.8		
	1,400.00	020800	8.0		969.48	000100	66.4		
	1,500.00	000100	4.2		980.00	015300	0.7		
	1,516.00	000100	3.3		1,600.00	020800	2.2		
	1,600.00	020800	1.2		2,000.00	000100	1.7		
	1,800.00	000100	1.9	Wtd. Avg. Base & Total Tons	438.91		643.2		
	1,800.00	014000	0.2	Sauvignon Musque	400.00	000100	14.1		
	1,850.00	013600	26.2	Wtd. Avg. Base & Total Tons	400.00		14.1		
	1,884.59	000100	10.5	Semillon	600.00	000100	1.6		
	1,900.00	000100	3.3		750.00	058780	11.2		
	1,900.00	017600	70.3		1,100.00	000100	1.9		
	2,000.00	000100	35.8		1,350.00	017200	2.7		
	2,000.00	016340	4.6		1,448.41	000100	2.2		
	2,000.00	017200	7.2	Wtd. Avg. Base & Total Tons	932.73		19.6		
	2,100.00	000100	1.7	Viognier	400.00	000100	4.5		
	2,100.00	014000	2.0		800.00	044490	26.6		
	2,150.00	014000	3.0		900.00	054575	25.0		
	2,178.96	000100	20.7		1,200.00	000100	0.8		
	2,200.00	000100	1.6		1,600.00	000100	5.3		
	2,200.00	017000	9.0		2,000.00	014000	1.0		
	2,400.00	000100	1.7	Wtd. Avg. Base & Total Tons	902.22		63.2		
	2,400.00	017800	14.0	White Riesling *	1,400.00	011300	2.4		
	2,500.00	021000	6.1	Wtd. Avg. Base & Total Tons	1,400.00		2.4		
	3,000.00	000100	6.4	Other White b/	200.00	000100	1.2		
Wtd. Avg. Base & Total Tons	697.79		5,442.4		400.00	000100	5.8		
Gewurztraminer	1,100.00	000100	5.6		1,100.00	000100	3.8		
Wtd. Avg. Base & Total Tons	1,100.00		5.6						
Malvasia Bianca	400.00	000100	5.0						
	900.00	048600	35.3						
Wtd. Avg. Base & Total Tons	837.97		40.3						
Marsanne	1,250.00	000100	5.8						
	1,257.92	000100	0.6						

TABLE 8: BASE PRICE PAID TO GROWERS FOR GRAPES CRUSHED AND DELIVERED TO CALIFORNIA PROCESSORS FROM THE 2010 CROP WITH BRIX FACTORS AND PURCHASED TONNAGE, BY TYPE, VARIETY, REPORTING DISTRICT WHERE GROWN, AND WEIGHTED AVERAGE BASE PRICE.

District, Type, and Variety	Base Price	Brix	Tons	District, Type, and Variety	Base Price	Brix	Tons
	Per Ton	Factors			Per Ton	Factors	
	Dollars	Code a/			Dollars	Code a/	
DISTRICT 6 (Cont'd)							
Other White (Cont'd)					1,600.00	021200	4.5
Wtd. Avg. Base & Total Tons	624.07		10.8		1,675.25	000100	426.0
WINE GRAPES (RED)							
Alicante Bouschet *	400.00	000100	36.3		1,800.00	000100	3.4
	800.00	021500	0.4		1,800.00	021000	2.5
	900.00	000100	0.7		2,000.00	000100	23.1
	930.00	000100	0.9		2,000.00	017200	4.9
	1,000.00	000100	6.8		2,000.00	021000	3.0
	2,000.00	000100	13.6		2,000.00	024800	1.3
Wtd. Avg. Base & Total Tons	857.02		58.7		2,200.00	000100	4.4
					2,202.63	000100	1.9
Barbera	400.00	000100	20.9		2,500.00	000100	7.5
	850.00	000100	3.8		2,650.00	000100	22.8
	1,275.00	020600	2.0		2,700.00	000100	5.0
	2,110.00	021600	13.2		2,750.00	019550	1.9
Wtd. Avg. Base & Total Tons	1,052.43		39.9		2,800.00	000100	5.9
Cabernet Franc	400.00	000100	4.2		2,800.00	004270	1.0
	700.00	023720	1.4		2,850.00	020800	1.0
	800.00	062590	5.2		3,000.00	000100	2.4
	1,200.00	000100	1.5	Wtd. Avg. Base & Total Tons	3,300.00	000100	5.2
	1,200.00	021000	2.0		3,522.83	000100	4.6
	1,450.00	000100	1.3		5,000.00	021000	2.6
	1,500.00	017400	0.1		1,101.66		3,120.6
	1,650.00	000100	0.9	Carignane	300.00	000100	1.5
	1,984.74	000100	1.4		500.00	000100	24.1
	2,000.00	013600	1.0		600.00	000100	49.8
	2,000.00	017400	1.2		800.00	000100	9.6
	2,022.22	000100	1.8		850.00	000100	26.3
	2,200.00	000100	2.1		950.00	000100	62.1
	2,200.00	011700	1.0		1,000.00	000100	14.4
	2,400.00	000100	26.3		1,000.00	021200	0.5
	2,500.00	000100	1.8		1,100.00	048180	46.3
	2,500.00	017200	3.7		1,300.00	000100	13.1
Wtd. Avg. Base & Total Tons	1,916.50		56.9		1,400.00	017200	0.4
					1,500.00	000100	26.0
Cabernet Sauvignon	100.00	000100	0.4		1,700.00	021200	2.1
	232.83	000100	0.9		1,850.00	000100	0.5
	300.00	000100	2.4	Wtd. Avg. Base & Total Tons	2,000.00	000100	119.9
	400.00	000100	28.3		1,255.99		396.6
	500.00	062590	246.5	Carmenere	1,500.00	000100	3.8
	600.00	062590	30.9	Wtd. Avg. Base & Total Tons	1,500.00		3.8
	700.00	000100	28.9	Charbono	1,000.00	000100	6.6
	700.00	023720	1.4	Wtd. Avg. Base & Total Tons	1,000.00		6.6
	750.00	000100	3.0	Cinsaut *	400.00	000100	3.4
	800.00	014100	0.6		800.00	012175	29.6
	800.00	062590	698.5		1,000.00	000100	1.0
	900.00	059590	24.5	Wtd. Avg. Base & Total Tons	765.88		34.0
	900.00	062590	192.5	Dolcetto	2,900.00	000100	3.0
	980.00	062590	324.6	Wtd. Avg. Base & Total Tons	2,900.00		3.0
	1,000.00	000100	18.6	Grand Noir	1,700.00	000100	1.6
	1,000.00	006800	1.6	Wtd. Avg. Base & Total Tons	1,700.00		1.6
	1,000.00	021000	2.5	Grenache *	300.00	000100	0.4
	1,100.00	000100	23.4		550.00	000100	65.7
	1,100.00	013800	9.0		600.00	059700	4.7
	1,150.00	000100	306.6		1,000.00	014000	1.0
	1,200.00	000100	272.7		1,000.00	021200	0.6
	1,200.00	017150	2.6		1,400.00	000100	1.0
	1,200.00	017400	2.7		1,600.00	000100	1.2
	1,200.00	020800	1.0		1,700.00	021200	0.4
	1,200.00	021000	5.6		2,000.00	000100	13.7
	1,200.00	062590	158.7		2,000.00	017200	0.6
	1,206.63	000100	2.1		2,300.00	021600	0.9
	1,250.00	021600	27.4		2,500.00	000100	2.3
	1,275.00	020600	9.5	Wtd. Avg. Base & Total Tons	876.70		92.5
	1,300.00	000100	12.9	Malbec	800.00	062590	4.4
	1,300.00	062590	107.9		1,850.00	000100	2.1
	1,400.00	000100	12.1				
	1,400.00	021000	2.5				
	1,500.00	000100	13.9				
	1,500.00	024300	4.7				
	1,600.00	000100	4.3				

TABLE 8: BASE PRICE PAID TO GROWERS FOR GRAPES CRUSHED AND DELIVERED TO CALIFORNIA PROCESSORS FROM THE 2010 CROP WITH BRIX FACTORS AND PURCHASED TONNAGE, BY TYPE, VARIETY, REPORTING DISTRICT WHERE GROWN, AND WEIGHTED AVERAGE BASE PRICE.

District, Type, and Variety	Base Price	Brix	Tons	District, Type, and Variety	Base Price	Brix	Tons
	Per Ton	Factors			Per Ton	Factors	
	Dollars	Code a/			Dollars	Code a/	
DISTRICT 6 (Cont'd)					2,900.00	000100	0.5
Malbec (Cont'd)	2,000.00	000100	4.8	Wtd. Avg. Base & Total Tons	2,076.47		3.4
	2,200.00	000100	2.0				
	2,200.00	011700	0.9	Petit Verdot	600.00	066540	11.3
	2,275.00	000100	4.3		900.00	058780	38.1
	2,750.00	000100	30.2		1,100.00	000100	1.0
Wtd. Avg. Base & Total Tons	2,386.40		48.7		1,100.00	013800	2.6
					1,200.00	000100	2.9
Mataro *	400.00	000100	3.8		1,400.00	000100	69.1
	600.00	000100	24.9		1,500.00	000100	4.3
	600.00	058780	25.0		2,000.00	000100	0.9
	700.00	000100	7.9		2,000.00	017200	0.2
	800.00	000100	16.2		2,000.00	020800	0.9
	850.00	000100	1.5		2,100.00	000100	1.2
	900.00	000100	6.4		2,200.00	000100	1.0
	1,000.00	000100	125.2		2,400.00	000100	31.8
	1,000.00	017400	0.3		2,500.00	000100	0.5
	1,050.00	000100	1.8	Wtd. Avg. Base & Total Tons	1,435.40		165.8
	1,200.00	000100	8.6				
	1,200.00	017400	3.8	Petite Sirah	300.00	000100	44.9
	1,300.00	000100	7.3		400.00	000100	34.2
	1,400.00	000100	21.9		606.00	013600	28.8
	1,500.00	000100	23.5		625.00	000100	16.4
	1,600.00	000100	0.8		700.00	000100	9.6
	1,800.00	000100	8.2		700.00	021000	1.8
	2,000.00	000100	288.5		700.00	023720	6.4
	2,000.00	063600	83.3		750.00	000100	61.0
	2,500.00	000100	2.1		800.00	000100	8.5
	2,500.00	070551	11.5		800.00	020800	1.0
	2,900.00	000100	14.2		800.00	064170	33.8
	3,000.00	000100	3.8		800.00	064780	320.3
Wtd. Avg. Base & Total Tons	1,623.28		690.5		863.64	000100	72.4
					900.00	000100	20.5
Merlot	400.00	058780	402.6		950.00	020800	1.0
	500.00	000100	0.3		980.00	064170	42.7
	675.00	013800	5.1		1,000.00	000100	13.7
	700.00	023720	5.0		1,000.00	021200	3.6
	702.00	000100	1.2		1,076.60	000100	9.5
	800.00	058780	575.7		1,200.00	000100	12.5
	900.00	058780	17.7		1,200.00	021000	4.4
	900.00	059590	20.8		1,200.00	064170	92.8
	910.00	013600	3.0		1,260.00	021600	20.2
	980.00	058780	95.9		1,320.00	000100	3.8
	1,000.00	000100	12.8		1,400.00	000100	10.9
	1,097.02	000100	3.9		1,400.00	017200	2.9
	1,100.00	020800	1.2		1,500.00	000100	7.0
	1,200.00	000100	16.6		1,600.00	000100	1.2
	1,200.00	021000	4.6		1,600.00	064170	5.7
	1,200.00	058780	31.7		1,850.00	000100	26.5
	1,319.11	000100	398.7		2,000.00	000100	8.1
	1,360.00	021600	1.2		2,000.00	017220	2.9
	1,400.00	000100	13.5		2,000.00	021000	9.5
	1,400.00	020800	3.2	Wtd. Avg. Base & Total Tons	903.82		938.5
	1,500.00	024500	2.6				
	1,600.00	021200	4.5	Pinot Noir	700.00	000100	17.9
	1,750.00	000100	3.3		700.00	013800	17.3
	1,969.23	000100	2.6		800.00	014100	0.6
	2,000.00	000100	11.7		1,200.00	000100	3.9
	2,200.00	000100	2.0		1,350.00	000100	386.2
	2,333.59	000100	13.9		1,400.00	000100	252.8
Wtd. Avg. Base & Total Tons	891.65		1,655.3		1,500.00	000100	8.1
					1,768.90	000100	3.9
Mission	300.00	021000	1.4		1,769.00	024800	1.0
Wtd. Avg. Base & Total Tons	300.00		1.4		1,800.00	000100	1.8
					1,800.00	021500	8.1
Montepulciano	1,200.00	000100	4.4		2,000.00	000100	35.2
Wtd. Avg. Base & Total Tons	1,200.00		4.4		2,000.00	017000	1.0
					2,000.00	024500	61.8
Muscat Hamburg *	1,000.00	000100	10.7		2,100.00	000100	1.2
Wtd. Avg. Base & Total Tons	1,000.00		10.7		2,300.00	000100	2.8
					2,300.00	024500	23.1
Nebbiolo	1,900.00	000100	1.9		2,432.40	000100	2.0
	2,000.00	020600	1.0		2,500.00	000100	9.8

TABLE 8: BASE PRICE PAID TO GROWERS FOR GRAPES CRUSHED AND DELIVERED TO CALIFORNIA PROCESSORS FROM THE 2010 CROP WITH BRIX FACTORS AND PURCHASED TONNAGE, BY TYPE, VARIETY, REPORTING DISTRICT WHERE GROWN, AND WEIGHTED AVERAGE BASE PRICE.

District, Type, and Variety	Base Price	Brix	Tons	District, Type, and Variety	Base Price	Brix	Tons
	Per Ton	Factors			Per Ton	Factors	
	Dollars	Code a/			Dollars	Code a/	
DISTRICT 6 (Cont'd)					1,900.00	000100	6.2
Pinot Noir (Cont'd)	2,500.00	010700	3.6		1,950.00	000100	1.4
	2,500.00	013600	15.4		2,000.00	000100	2.2
	2,500.00	014000	2.1		2,000.00	017200	3.9
	2,500.00	020600	2.0		2,400.00	014000	2.8
	2,600.00	000100	3.2	Wtd. Avg. Base & Total Tons	982.07		509.4
	2,600.00	017600	11.4				
	2,700.00	000100	1.0	Tempranillo *	1,000.00	017400	1.3
	2,700.00	014000	2.9		1,300.00	000100	2.7
	2,700.00	020800	0.3		1,500.00	000100	93.5
	2,700.00	023100	4.5	Wtd. Avg. Base & Total Tons	1,487.79		97.5
	2,735.06	000100	6.5				
	2,750.00	000100	2.8	Teroldego	500.00	063600	63.9
	2,800.00	013600	2.0	Wtd. Avg. Base & Total Tons	500.00		63.9
	2,867.97	000100	14.4				
	3,000.00	000100	3.6	Touriga Nacional *	1,400.00	000100	1.9
	3,000.00	014000	9.6	Wtd. Avg. Base & Total Tons	1,400.00		1.9
	3,111.00	013800	7.2				
	3,200.00	000100	38.6	Zinfandel	600.00	000100	14.9
	3,200.00	014000	1.1		625.00	000100	26.5
	3,200.00	017800	11.6		650.00	000100	81.0
	3,200.00	020800	3.4		700.00	000100	33.7
	3,250.00	000100	9.4		700.00	023720	5.3
	3,300.00	000100	1.2		750.00	000100	38.6
	3,421.71	000100	2.2		800.00	000100	462.1
	3,500.00	000100	2.6		800.00	014100	1.4
	3,500.00	017000	1.6		800.00	021500	2.5
	3,500.00	017400	1.7		800.00	062525	5.2
	3,500.00	019625	8.4		800.00	067550	2.7
	3,776.60	000100	14.1		900.00	066540	19.0
	3,800.00	000100	1.0		980.00	067550	14.0
	4,000.00	000100	1.6		1,000.00	000100	181.9
Wtd. Avg. Base & Total Tons	1,763.32		1,029.5		1,000.00	013800	6.7
					1,100.00	000100	2.2
Primitivo	800.00	014100	1.9		1,100.00	020800	1.1
	900.00	064170	299.4		1,200.00	000100	20.0
Wtd. Avg. Base & Total Tons	899.37		301.3		1,200.00	020950	3.9
					1,200.00	021000	7.5
Refosco *	2,900.00	000100	2.4		1,200.00	067550	6.7
Wtd. Avg. Base & Total Tons	2,900.00		2.4		1,300.00	000100	2.8
					1,396.17	000100	1.0
Ruby Cabernet	600.00	000100	3.4		1,400.00	000100	10.8
Wtd. Avg. Base & Total Tons	600.00		3.4		1,400.00	021200	0.8
					1,400.00	070651	16.2
Sangiovese *	500.00	000100	0.5		1,450.00	000100	13.6
	1,000.00	000100	9.9		1,500.00	000100	58.3
	1,200.00	000100	7.0		1,500.00	020800	2.1
	1,275.00	013400	2.0		1,600.00	021500	1.0
	1,450.00	000100	7.0		1,600.00	021600	45.1
	2,100.00	000100	4.0		1,700.00	000100	65.9
	2,500.00	000100	5.0		1,700.00	021000	9.2
Wtd. Avg. Base & Total Tons	1,473.16		35.4		1,700.00	021200	0.8
					1,800.00	000100	14.4
Syrah *	375.00	000100	44.1		1,850.00	000100	0.2
	400.00	000100	49.2		2,000.00	000100	160.0
	700.00	023720	3.2		2,000.00	014000	2.8
	800.00	059590	66.8		2,000.00	021000	2.9
	850.00	000100	2.0		2,000.00	067550	75.3
	980.00	062590	88.7		2,200.00	000100	22.6
	1,000.00	000100	36.6		2,200.00	067550	249.3
	1,000.00	059590	35.9		2,200.00	070651	16.8
	1,063.41	000100	0.5		2,500.00	000100	32.4
	1,150.00	000100	102.1		2,500.00	070551	19.0
	1,200.00	000100	2.0		2,600.00	021200	5.3
	1,200.00	017400	4.4		3,600.00	000100	30.7
	1,200.00	021000	8.0	Wtd. Avg. Base & Total Tons	1,411.64		1,796.2
	1,400.00	000100	8.0				
	1,450.00	000100	7.9	Other Red b/	600.00	000100	6.1
	1,500.00	000100	0.3	Wtd. Avg. Base & Total Tons	600.00		6.1
	1,500.00	021200	7.0				
	1,600.00	059590	10.9	DISTRICT 7			
	1,800.00	000100	14.5	WINE GRAPES (WHITE)			
	1,800.00	019550	0.8	Albarino	600.00	000100	77.5

TABLE 8: BASE PRICE PAID TO GROWERS FOR GRAPES CRUSHED AND DELIVERED TO CALIFORNIA PROCESSORS FROM THE 2010 CROP WITH BRIX FACTORS AND PURCHASED TONNAGE, BY TYPE, VARIETY, REPORTING DISTRICT WHERE GROWN, AND WEIGHTED AVERAGE BASE PRICE.

District, Type, and Variety	Base Price	Brix	Tons	District, Type, and Variety	Base Price	Brix	Tons
	Per Ton	Factors			Per Ton	Factors	
	Dollars	Code a/			Dollars	Code a/	
DISTRICT 7 (Cont'd)					1,150.00	000100	1,429.1
Albarino (Cont'd)	810.00	048470	27.7		1,164.10	000100	1,986.3
	1,800.00	000100	18.2		1,175.00	000100	197.5
	2,056.96	000100	6.3		1,200.00	000100	3,617.3
Wtd. Avg. Base & Total Tons	884.01		129.7		1,200.00	013500	4.4
					1,200.00	013600	4.0
Arneis	1,370.00	000100	1.5		1,200.00	014100	1.0
	1,500.00	000100	8.6		1,200.00	014500	37.6
Wtd. Avg. Base & Total Tons	1,480.69		10.1		1,200.00	017200	165.4
					1,200.00	017400	5.8
Chardonnay *	220.00	038300	2,110.4		1,200.00	020800	39.1
	300.00	000100	389.7		1,210.55	000100	708.3
	310.00	001400	394.0		1,242.19	000100	196.6
	350.00	013800	480.5		1,250.00	000100	1,047.6
	350.00	017000	319.0		1,250.00	017400	1,324.0
	400.00	017200	27.0		1,289.89	000100	43.2
	400.00	045250	699.0		1,296.75	000100	419.2
	500.00	000100	4,022.2		1,298.27	000100	22.6
	500.00	015700	562.8		1,298.80	000100	21.7
	500.00	020800	45.4		1,300.00	000100	367.1
	525.00	000100	727.5		1,300.00	021000	7.0
	566.65	000100	1,171.7		1,319.00	000100	20.0
	569.51	000100	431.6		1,322.40	000100	345.2
	600.00	000100	1,959.4		1,335.00	000100	587.7
	600.00	045250	1,221.0		1,350.00	000100	66.1
	608.00	000100	871.6		1,350.00	014500	22.1
	691.73	000100	215.2		1,389.00	000100	17.9
	700.00	000100	136.6		1,400.00	000100	1,749.1
	767.06	000100	940.5		1,400.00	007150	25.7
	797.66	000100	10.1		1,400.00	021000	1.4
	800.00	000100	274.2		1,420.00	020800	20.1
	800.00	020900	40.5		1,450.00	000100	59.5
	800.00	044490	351.3		1,450.00	014500	78.2
	800.00	045250	6,816.6		1,460.16	000100	378.3
	801.10	000100	14.6		1,478.19	000100	201.7
	826.44	000100	12.1		1,499.98	000100	743.1
	850.00	000100	447.6		1,500.00	000100	51.5
	850.00	017000	786.0		1,500.00	013600	10.7
	850.00	017300	913.4		1,500.00	014500	54.7
	881.25	000100	392.5		1,500.00	017200	2.4
	900.00	000100	852.8		1,500.00	020800	84.9
	900.00	020800	363.6		1,550.00	014500	16.4
	912.76	000100	866.6		1,600.00	021000	9.1
	913.25	000100	1,002.3		1,600.00	021500	30.0
	950.00	000100	27.0		1,625.00	025100	4.0
	950.00	013500	3.0		1,647.65	000100	10.2
	950.00	020800	36.6		1,649.87	000100	42.7
	955.45	000100	199.9		1,649.94	000100	12.5
	956.25	014500	156.4		1,650.00	000100	19.5
	957.00	000100	212.2		1,651.25	000100	45.5
	976.50	000100	896.6		1,760.00	000100	3.0
	979.50	000100	274.5		1,800.00	000100	100.9
	1,000.00	000100	3,577.8		1,850.00	000100	299.3
	1,000.00	013600	350.3		2,000.00	000100	16.1
	1,000.00	021000	1,223.3		2,000.00	021500	18.0
	1,000.00	024800	12.3		2,200.00	000100	1.7
	1,000.51	000100	39.5		2,285.77	000100	5.9
	1,025.00	000100	132.9		2,300.00	000100	6.1
	1,025.10	020800	199.9		2,400.00	000100	8.7
	1,026.29	000100	179.1		2,400.00	014500	15.1
	1,050.00	000100	348.5		2,400.00	025100	9.4
	1,100.00	000100	1,573.3		2,582.95	000100	6.1
	1,100.00	013100	1,118.7		2,600.00	000100	11.8
	1,100.00	021000	435.3		2,600.00	014500	8.7
	1,100.00	045250	783.8		2,600.00	017600	1.6
	1,113.29	000100	759.0		2,600.00	018050	4.1
	1,122.00	000100	187.7		2,976.32	000100	3.8
	1,125.00	000100	61.4		3,000.00	000100	1.7
	1,129.26	000100	239.9		3,300.00	013100	2.1
	1,129.26	017000	214.9		3,500.00	013800	0.8
	1,130.95	000100	1,077.6		4,000.00	020800	25.8
	1,133.00	023725	97.6	Wtd. Avg. Base & Total Tons	921.05		61,598.1
	1,138.99	000100	404.1				

TABLE 8: BASE PRICE PAID TO GROWERS FOR GRAPES CRUSHED AND DELIVERED TO CALIFORNIA PROCESSORS FROM THE 2010 CROP WITH BRIX FACTORS AND PURCHASED TONNAGE, BY TYPE, VARIETY, REPORTING DISTRICT WHERE GROWN, AND WEIGHTED AVERAGE BASE PRICE.

District, Type, and Variety	Base Price	Brix	Tons	District, Type, and Variety	Base Price	Brix	Tons	
	Per Ton	Factors			Per Ton	Factors		
	Dollars	Code a/			Dollars	Code a/		
DISTRICT 7 (Cont'd)								
Chenin Blanc	600.00	044280	121.5		1,000.00	000100	348.7	
	700.00	000100	92.4		1,000.00	017000	133.6	
	1,000.00	000100	2.0		1,000.00	044490	769.9	
	1,500.00	000100	2.0		1,050.00	000100	37.2	
	1,500.00	010700	3.1		1,068.85	000100	92.5	
	2,000.00	014000	1.0		1,075.00	000100	131.3	
Wtd. Avg. Base & Total Tons	672.21		222.0		1,100.00	000100	408.2	
Gewurztraminer					1,150.00	000100	31.1	
	350.00	000100	208.8		1,182.00	000100	108.7	
	600.00	000100	299.8		1,185.02	017100	136.4	
	800.00	000100	931.2		1,200.00	000100	7.7	
	800.00	048600	167.5		1,238.00	000100	311.7	
	825.00	000100	290.9		1,250.00	000100	329.4	
	855.85	000100	157.4		1,250.00	019550	2.0	
	900.00	000100	324.8		1,250.00	024800	4.5	
	950.00	000100	498.3		1,300.00	000100	230.9	
	967.00	000100	204.5		1,400.00	021000	1.9	
	1,000.00	000100	396.6		1,423.59	000100	46.0	
	1,000.00	013800	2.1		3,451.98	000100	9.3	
	1,000.00	017000	36.7		Wtd. Avg. Base & Total Tons	993.12		5,490.1
	1,050.00	017000	6.5					
1,100.00	000100	10.6		Roussanne	1,000.00	013600	6.2	
1,200.00	000100	10.9			1,000.00	020800	3.0	
1,200.00	017600	5.4			1,100.00	000100	4.6	
1,300.00	014000	7.0			1,500.00	000100	1.5	
Wtd. Avg. Base & Total Tons	829.62		3,559.0		1,987.76	000100	50.3	
					2,160.00	017000	3.8	
Grenache Blanc	1,739.64	000100	22.1		2,350.60	000100	5.1	
Wtd. Avg. Base & Total Tons	1,739.64		22.1	Wtd. Avg. Base & Total Tons	1,834.77		74.5	
Gruner Veltliner	810.00	017000	273.2		Sauvignon Blanc	350.00	000100	466.2
Wtd. Avg. Base & Total Tons	810.00		273.2			500.00	000100	69.1
						600.00	000100	114.0
Malvasia Bianca	894.70	060500	189.0			700.00	044490	232.3
	1,000.00	000100	10.0			800.00	000100	209.5
	1,100.00	000100	30.3			800.00	044490	283.1
	1,300.00	017200	4.0			840.00	000100	130.0
	1,610.33	054495	76.9			850.00	017000	268.8
Wtd. Avg. Base & Total Tons	1,100.78		310.2			875.00	013600	280.0
						890.00	000100	55.7
Marsanne	1,000.00	000100	11.9			894.76	000100	16.3
	1,019.89	000100	82.2			900.00	000100	353.4
	1,350.00	000100	6.9			909.00	000100	1,079.1
	1,500.00	000100	1.3			923.08	000100	292.5
Wtd. Avg. Base & Total Tons	1,045.94		102.3			950.00	000100	22.4
						956.25	014500	79.0
Muscat Blanc *	825.00	000100	56.9			991.11	000100	543.1
	1,100.00	013100	208.4			1,000.00	000100	93.5
	1,541.80	060500	121.8			1,050.00	000100	3.9
Wtd. Avg. Base & Total Tons	1,198.59		387.1			1,050.00	018800	5.3
						1,100.00	000100	23.5
Muscat Orange	500.00	000100	9.5			1,100.00	014500	61.3
	800.00	000100	32.1			1,100.00	017600	5.7
	1,000.00	000100	4.3			1,200.00	000100	4.2
	1,210.00	000100	19.5			1,200.00	019100	2.0
Wtd. Avg. Base & Total Tons	891.82		65.4			1,228.78	013500	8.7
						1,230.56	000100	79.8
Pinot Blanc	900.00	000100	121.3			1,320.00	000100	2.0
	1,200.00	013500	2.2			1,400.00	000100	9.4
	1,400.00	000100	3.0			1,600.00	000100	5.3
Wtd. Avg. Base & Total Tons	917.08		126.5	Wtd. Avg. Base & Total Tons	837.04		4,799.1	
Pinot Gris *	400.00	000100	21.7		Sauvignon Musque	1,250.00	000100	14.2
	410.00	001700	65.3			1,300.00	000100	9.8
	435.00	001700	50.6			1,300.00	017000	1.5
	650.00	000100	139.6	Wtd. Avg. Base & Total Tons	1,272.16		25.5	
	700.00	000100	23.4					
	832.76	000100	184.7	Semillon	1,230.56	000100	13.9	
	850.00	000100	1,188.3		1,500.00	014500	7.0	
	850.00	013100	333.8	Wtd. Avg. Base & Total Tons	1,320.80		20.9	
	900.00	000100	120.8					
	950.00	000100	220.9	Tocai Friulano	1,100.00	000100	43.6	
				Wtd. Avg. Base & Total Tons	1,100.00		43.6	

TABLE 8: BASE PRICE PAID TO GROWERS FOR GRAPES CRUSHED AND DELIVERED TO CALIFORNIA PROCESSORS FROM THE 2010 CROP WITH BRIX FACTORS AND PURCHASED TONNAGE, BY TYPE, VARIETY, REPORTING DISTRICT WHERE GROWN, AND WEIGHTED AVERAGE BASE PRICE.

District, Type, and Variety	Base Price	Brix	Tons	District, Type, and Variety	Base Price	Brix	Tons
	Per Ton	Factors			Per Ton	Factors	
	Dollars	Code a/			Dollars	Code a/	
DISTRICT 7 (Cont'd)					1,220.00	000100	67.5
Vermentino *	1,300.00	002100	2.5		1,400.00	000100	18.0
Wtd. Avg. Base & Total Tons	1,300.00		2.5	Wtd. Avg. Base & Total Tons	1,028.08		305.2
Viognier	900.00	013600	2.2	Cabernet Sauvignon	400.00	020800	296.2
	1,000.00	000100	1.9		450.00	000100	453.1
	1,000.00	024800	21.3		500.00	000100	115.4
	1,200.00	000100	1.2		500.00	062590	372.1
	1,300.00	013600	2.9		550.00	000100	84.6
	1,450.00	000100	5.9		560.00	000100	49.4
	1,500.00	000100	21.9		600.00	062590	1,159.9
	1,500.00	017000	2.1		650.00	000100	352.3
	1,521.05	000100	10.4		675.00	000100	312.2
	1,600.00	000100	0.9		675.00	064800	274.3
	1,602.51	000100	72.3		700.00	000100	485.5
	4,480.00	024500	16.4		700.00	017000	248.6
Wtd. Avg. Base & Total Tons	1,766.23		159.4		700.00	061300	102.3
					800.00	000100	924.2
White Riesling *	250.00	000100	96.8		800.00	020800	412.0
	410.00	000100	281.3		825.00	017000	375.5
	460.00	000100	830.5		850.00	000100	2,660.6
	460.00	001400	188.1		850.00	024500	18.6
	500.00	000100	760.7		857.14	000100	2,377.3
	600.00	000100	15.5		858.00	000100	39.0
	650.00	000100	116.8		862.00	000100	128.9
	700.00	000100	45.3		869.64	000100	44.9
	761.25	000100	246.2		894.49	000100	855.9
	784.16	000100	788.3		900.00	000100	300.9
	800.00	000100	13.9		908.00	000100	402.1
	810.00	048470	14.8		910.00	021500	91.9
	900.00	000100	662.3		911.31	020800	245.6
	950.00	000100	59.3		935.00	000100	236.2
	967.00	000100	694.5		944.19	000100	563.8
	1,000.00	000100	1,015.5		950.00	000100	119.6
	1,000.00	010900	239.0		950.00	064800	374.8
	1,000.00	011300	6.1		969.96	000100	426.9
	1,000.00	013100	711.9		993.88	000100	294.9
	1,000.00	042130	157.3		1,000.00	000100	230.1
	1,000.00	048600	112.4		1,000.00	020800	17.9
	1,050.00	000100	484.0		1,000.00	021500	14.5
	1,054.97	000100	41.7		1,010.00	021500	313.6
	1,092.00	000100	41.3		1,012.00	000100	67.2
	1,094.50	000100	92.7		1,050.00	000100	72.4
	1,096.29	000100	221.4		1,050.00	017400	1,079.7
	1,100.00	000100	5.4		1,050.00	020800	354.7
	1,116.65	000100	179.0		1,055.00	000100	221.1
	1,150.00	000100	4.3		1,175.00	000100	284.4
	1,166.00	000100	287.8		1,200.00	000100	4.6
	1,200.00	000100	5.6		1,200.00	013600	2.0
	1,200.00	013400	29.9		1,400.00	000100	148.1
	1,250.00	000100	10.6		1,500.00	000100	315.7
	1,250.00	011400	25.9		2,000.00	021500	2.0
	1,280.25	000100	3.7	Wtd. Avg. Base & Total Tons	848.59		18,327.5
	1,300.00	014000	5.3				
	1,350.00	000100	25.6	Carignane	700.00	014000	1.0
	1,500.00	000100	1.9		5,000.00	017400	0.1
Wtd. Avg. Base & Total Tons	836.05		8,522.6	Wtd. Avg. Base & Total Tons	1,090.91		1.1
Other White b/	3,200.00	011100	2.4	Cinsaut *	1,200.00	000100	21.9
Wtd. Avg. Base & Total Tons	3,200.00		2.4	Wtd. Avg. Base & Total Tons	1,200.00		21.9
WINE GRAPES (RED)							
Barbera	885.43	067959	46.9	Dornfelder	700.00	000100	1.7
	2,000.00	000100	1.2	Wtd. Avg. Base & Total Tons	700.00		1.7
Wtd. Avg. Base & Total Tons	913.24		48.1	Gamay (Napa) *	1,000.00	000100	249.5
				Wtd. Avg. Base & Total Tons	1,000.00		249.5
Cabernet Franc	400.00	062590	43.0	Graciano	1,500.00	000100	1.0
	900.00	000100	26.7		2,000.00	000100	0.8
	900.00	013100	4.8	Wtd. Avg. Base & Total Tons	1,722.22		1.8
	1,100.00	000100	135.7				
	1,200.00	000100	2.5	Grenache *	400.00	059700	9.8
	1,200.00	019550	7.0		800.00	000100	10.4

TABLE 8: BASE PRICE PAID TO GROWERS FOR GRAPES CRUSHED AND DELIVERED TO CALIFORNIA PROCESSORS FROM THE 2010 CROP WITH BRIX FACTORS AND PURCHASED TONNAGE, BY TYPE, VARIETY, REPORTING DISTRICT WHERE GROWN, AND WEIGHTED AVERAGE BASE PRICE.

District, Type, and Variety	Base Price	Brix	Tons	District, Type, and Variety	Base Price	Brix	Tons
	Per Ton	Factors			Per Ton	Factors	
	Dollars	Code a/			Dollars	Code a/	
DISTRICT 7 (Cont'd)							
Grenache * (Cont'd)	900.00	000100	6.8		1,060.00	000100	1,937.6
	1,000.00	000100	2.7		1,068.51	000100	133.0
	1,059.23	000100	15.3		1,100.00	000100	358.0
	1,100.00	000100	122.9		1,110.00	021000	145.9
	1,200.00	000100	12.1		1,125.00	000100	250.7
	1,200.00	013100	47.0		1,200.00	000100	1.0
	1,500.00	000100	6.2		1,339.26	058780	52.3
	1,550.00	000100	4.3		1,400.00	000100	603.5
	1,650.00	000100	2.9		1,700.00	000100	1.0
	1,700.00	000100	1.5		1,700.00	025300	1.0
	1,700.00	025300	1.6		2,800.00	025300	5.7
	1,800.00	000100	5.4	Wtd. Avg. Base & Total Tons	863.00		21,791.2
	1,800.00	025100	41.5	Negrette *	2,000.00	000100	2.6
	2,000.00	000100	5.2		2,000.00	017400	11.0
	2,000.00	021800	0.9	Wtd. Avg. Base & Total Tons	2,000.00		13.6
	2,511.00	000100	19.5				
	3,000.00	017400	1.7	Petit Verdot	400.00	066540	28.8
	3,500.00	000100	1.6		900.00	013100	4.0
	3,911.32	000100	44.6		1,100.00	000100	51.3
Wtd. Avg. Base & Total Tons	1,649.15		363.9		1,147.12	000100	26.2
					1,200.00	000100	1.0
Malbec	500.00	004210	44.1		1,250.00	000100	98.1
	788.00	000100	86.8		1,400.00	013100	60.3
	900.00	000100	130.8		1,604.00	060500	75.8
	1,100.00	000100	0.5	Wtd. Avg. Base & Total Tons	1,248.72		345.5
	1,160.00	000100	90.2				
	1,200.00	000100	1.0	Petite Sirah	650.00	000100	24.9
	1,250.00	000100	44.2		850.00	000100	327.6
	1,400.00	013100	207.5		850.00	064170	143.7
	1,500.00	000100	2.8		900.00	000100	32.5
Wtd. Avg. Base & Total Tons	1,093.11		607.9		908.00	000100	51.4
					950.00	000100	166.9
Mataro *	1,000.00	000100	2.6		1,000.00	000100	14.6
	1,500.00	000100	2.2		1,037.46	000100	159.0
	2,500.00	000100	1.6		1,050.00	000100	162.1
	4,000.00	017400	10.2		1,055.00	000100	81.8
Wtd. Avg. Base & Total Tons	3,054.22		16.6		1,060.01	000100	35.1
					1,100.00	000100	132.5
Merlot	400.00	000100	101.9		1,100.00	020800	92.0
	400.00	020800	66.9		1,200.00	000100	31.3
	400.00	058780	1,805.3		1,250.00	000100	3.2
	500.00	004210	68.4		1,300.00	000100	20.3
	550.00	000100	564.6		1,400.00	000100	1.7
	583.33	000100	375.3	Wtd. Avg. Base & Total Tons	973.80		1,480.6
	600.00	000100	51.3				
	600.00	058780	657.9	Pfeffer Cabernet	1,400.00	000100	8.7
	729.87	000100	613.5	Wtd. Avg. Base & Total Tons	1,400.00		8.7
	738.58	000100	150.9				
	768.26	000100	851.9	Pinot Noir	400.00	020800	87.4
	775.00	020800	414.2		500.00	000100	2.0
	800.00	013600	3.2		600.00	020800	111.8
	800.00	017000	110.2		620.00	000100	221.8
	800.00	022468	159.7		700.00	064800	35.8
	800.00	058780	1,598.6		750.00	000100	235.8
	825.00	017000	354.4		800.00	059590	53.1
	841.93	000100	160.1		900.00	000100	294.9
	850.00	000100	1,858.5		925.00	020800	750.0
	850.00	020800	690.0		975.00	064800	446.3
	866.10	000100	453.2		1,000.00	000100	828.1
	875.00	000100	332.1		1,000.00	013800	4.0
	890.66	021000	113.1		1,000.00	017400	339.9
	900.00	000100	451.4		1,000.00	024500	125.2
	950.00	000100	987.0		1,025.00	000100	441.7
	950.00	017000	569.8		1,100.00	000100	2,348.9
	981.53	000100	677.6		1,100.00	021000	202.3
	989.60	000100	810.2		1,100.00	025100	4.5
	989.89	020800	503.0		1,100.00	059590	372.9
	990.00	000100	26.0		1,150.00	000100	140.4
	995.00	013900	2.9		1,200.00	000100	758.2
	1,000.00	000100	1,746.4		1,200.00	021000	394.1
	1,050.00	017400	413.0		1,200.00	024500	117.6
	1,055.00	000100	559.0		1,200.00	059590	376.3

TABLE 8: BASE PRICE PAID TO GROWERS FOR GRAPES CRUSHED AND DELIVERED TO CALIFORNIA PROCESSORS FROM THE 2010 CROP WITH BRIX FACTORS AND PURCHASED TONNAGE, BY TYPE, VARIETY, REPORTING DISTRICT WHERE GROWN, AND WEIGHTED AVERAGE BASE PRICE.

District, Type, and Variety	Base Price	Brix	Tons	District, Type, and Variety	Base Price	Brix	Tons
	Per Ton	Factors			Per Ton	Factors	
	Dollars	Code a/			Dollars	Code a/	
DISTRICT 7 (Cont'd)					2,623.15	007150	16.2
Pinot Noir (Cont'd)	1,250.00	000100	361.2		2,695.64	021000	21.3
	1,250.00	021000	771.3		2,800.00	000100	27.9
	1,250.00	024800	2.6		2,800.00	014500	9.1
	1,250.00	064800	415.4		2,850.00	021600	6.2
	1,265.75	059590	236.2		2,900.00	000100	77.1
	1,275.00	000100	312.1		3,000.00	000100	1.1
	1,300.00	000100	265.9		3,000.00	021600	3.7
	1,350.00	000100	289.0		3,147.93	000100	26.6
	1,355.00	000100	202.4		3,150.00	024500	9.3
	1,365.38	000100	74.1		3,184.00	000100	4.0
	1,399.78	000100	43.7		3,200.00	000100	28.2
	1,400.00	064800	248.0		3,200.00	014500	24.3
	1,407.00	000100	401.2		3,200.00	024500	20.7
	1,500.00	000100	1,738.6		3,250.00	000100	20.0
	1,500.00	013800	3.0		3,250.00	014500	2.2
	1,500.00	021000	394.2		3,250.00	014550	6.5
	1,509.93	000100	256.2		3,250.00	021800	3.1
	1,520.00	000100	118.5		3,350.00	000100	4.0
	1,522.00	000100	171.6		3,500.00	000100	8.6
	1,550.00	000100	242.0		3,500.00	021600	2.8
	1,551.21	000100	51.2		3,500.00	024500	10.3
	1,567.52	000100	8.3		3,500.00	029800	5.4
	1,584.46	000100	80.2		3,667.00	013800	3.2
	1,600.00	000100	534.8		3,800.00	029300	4.1
	1,600.00	013800	3.0		3,960.00	000100	5.0
	1,618.62	000100	185.3		3,981.82	000100	8.8
	1,620.00	000100	101.6		3,994.87	000100	7.8
	1,625.00	064800	22.8		4,000.00	000100	87.5
	1,631.12	000100	355.6		4,000.00	014000	1.9
	1,650.00	000100	140.7		4,000.00	014500	11.2
	1,677.74	000100	84.1		4,000.00	018050	34.4
	1,687.50	000100	25.3		4,000.00	020800	68.9
	1,700.00	000100	148.8		4,000.00	021800	10.8
	1,700.00	014500	40.1		4,000.00	062700	21.0
	1,750.00	000100	34.9		4,221.89	000100	5.0
	1,770.83	000100	18.7		4,350.00	025100	5.0
	1,780.48	000100	150.3		4,452.11	000100	3.6
	1,786.00	007600	85.2		4,500.00	000100	2.3
	1,800.00	000100	2,524.3		4,677.00	025100	6.2
	1,800.00	013600	11.1		4,750.00	000100	17.0
	1,800.00	020800	65.5		4,750.00	014550	8.2
	1,803.80	000100	14.2		4,750.00	029300	4.5
	1,805.54	000100	13.0		4,800.00	024500	122.8
	1,850.00	000100	100.6		4,975.00	029300	3.1
	1,900.00	000100	63.7		5,000.00	000100	2.7
	1,900.00	021500	35.0		5,000.00	017400	11.0
	1,900.00	059590	136.9		5,073.00	027120	10.0
	1,942.34	000100	216.7		5,079.00	000100	9.7
	1,980.00	000100	232.7		5,119.58	000100	13.2
	2,000.00	000100	472.5		5,172.41	000100	2.9
	2,000.00	013600	2.0		5,595.60	000100	11.5
	2,000.00	017600	17.0		5,650.00	025100	7.7
	2,000.00	019550	2.5		6,000.00	018050	21.9
	2,000.00	021000	267.6		9,642.86	000100	7.0
	2,000.00	025100	17.5	Wtd. Avg. Base & Total Tons	1,491.24		23,073.7
	2,100.00	000100	66.0				
	2,198.18	000100	12.1	Primitivo	900.00	000100	24.8
	2,200.00	000100	34.8		1,500.00	025450	2.9
	2,200.00	024800	2.2	Wtd. Avg. Base & Total Tons	962.82		27.7
	2,207.86	000100	2.8				
	2,250.00	000100	130.9	Ruby Cabernet	900.00	000100	1.5
	2,299.53	000100	97.1	Wtd. Avg. Base & Total Tons	900.00		1.5
	2,300.00	000100	168.7				
	2,300.00	014500	9.2	Sangiovese *	755.02	059700	95.9
	2,300.00	021000	4.7		967.12	000100	10.3
	2,300.00	024500	19.9		1,000.00	000100	15.0
	2,400.00	000100	46.5		1,003.53	000100	73.7
	2,497.79	000100	10.2		1,116.00	021600	12.0
	2,500.00	000100	10.5		1,800.00	020800	3.1
	2,500.00	021500	70.0		2,000.00	067900	1.5
	2,500.00	021800	2.7	Wtd. Avg. Base & Total Tons	913.95		211.5
	2,500.00	024500	3.0				

TABLE 8: BASE PRICE PAID TO GROWERS FOR GRAPES CRUSHED AND DELIVERED TO CALIFORNIA PROCESSORS FROM THE 2010 CROP WITH BRIX FACTORS AND PURCHASED TONNAGE, BY TYPE, VARIETY, REPORTING DISTRICT WHERE GROWN, AND WEIGHTED AVERAGE BASE PRICE.

District, Type, and Variety	Base Price	Brix	Tons	District, Type, and Variety	Base Price	Brix	Tons
	Per Ton	Factors			Per Ton	Factors	
	Dollars	Code a/			Dollars	Code a/	
DISTRICT 7 (Cont'd)							
Souzao	1,000.00	000100	5.6	Tempranillo *	1,000.00	000100	5.5
Wtd. Avg. Base & Total Tons	1,000.00		5.6		1,450.00	022900	7.0
					1,500.00	000100	10.5
Syrah *	400.00	020800	97.6		1,550.00	000100	15.1
	400.00	059590	313.3		1,750.00	000100	9.0
	500.00	000100	6.2		2,000.00	017400	5.6
	550.00	000100	115.1	Wtd. Avg. Base & Total Tons	1,551.33		52.7
	600.00	000100	621.1				
	600.00	013600	4.2	Teroldego	200.00	000100	2.0
	682.29	000100	399.4		1,050.00	000100	24.2
	700.00	024500	244.1		1,500.00	024500	3.0
	750.00	000100	4.0		1,600.00	000100	23.9
	785.52	000100	18.2	Wtd. Avg. Base & Total Tons	1,290.96		53.1
	788.00	000100	106.4				
	800.00	000100	5.7	Tinta Cao	1,000.00	000100	4.5
	800.00	059590	490.6		1,400.00	000100	1.5
	825.00	000100	369.6	Wtd. Avg. Base & Total Tons	1,100.00		6.0
	837.93	000100	174.5				
	844.00	000100	33.6	Touriga Francesca	1,000.00	000100	2.0
	844.11	000100	137.3	Wtd. Avg. Base & Total Tons	1,000.00		2.0
	845.05	021000	33.8				
	846.22	000100	427.9	Touriga Nacional *	1,000.00	000100	1.2
	850.00	000100	439.2		1,350.00	024500	2.6
	850.45	000100	74.2		1,400.00	000100	2.9
	875.55	000100	50.1	Wtd. Avg. Base & Total Tons	1,308.96		6.7
	884.00	000100	42.3				
	900.00	000100	248.5	Trousseau *	2,000.00	000100	5.8
	900.00	017600	5.0	Wtd. Avg. Base & Total Tons	2,000.00		5.8
	900.00	064800	379.6				
	921.07	020800	448.2	Zinfandel	250.00	037700	257.9
	925.00	000100	54.6		400.00	024800	1.8
	938.69	000100	47.0		500.00	014100	13.8
	950.00	017000	379.7		800.00	000100	7.9
	977.00	000100	24.3		850.00	000100	38.5
	1,000.00	000100	90.7		890.00	000100	24.8
	1,000.00	013600	7.6		950.00	000100	70.4
	1,000.00	019550	1.5		1,000.00	000100	3.0
	1,000.00	020800	5.9		1,300.00	000100	16.2
	1,000.00	021500	7.9		1,350.00	000100	2.0
	1,000.00	025100	8.7		1,400.00	022125	5.4
	1,059.23	000100	22.0		1,700.00	000100	2.4
	1,114.02	000100	161.4		1,800.00	024800	5.6
	1,128.61	000100	161.1		5,000.00	017400	15.7
	1,200.00	000100	4.9	Wtd. Avg. Base & Total Tons	702.78		465.4
	1,250.00	000100	19.4				
	1,300.00	000100	4.5	Other Red b/	300.00	000100	44.6
	1,400.00	013100	256.4		900.00	000100	7.6
	1,500.00	000100	13.8		2,000.00	017400	4.1
	1,500.00	021500	12.0		4,000.00	017400	8.1
	1,600.00	000100	12.9	Wtd. Avg. Base & Total Tons	944.41		64.4
	1,600.00	014500	7.3				
	1,600.00	025100	1.5	DISTRICT 8			
	1,600.00	025300	2.3	RAISIN GRAPES			
	1,750.00	000100	2.0	Thompson Seedless	250.00	000100	1,252.0
	1,800.00	021000	19.4	Wtd. Avg. Base & Total Tons	250.00		1,252.0
	2,000.00	000100	36.6				
	2,000.00	019100	3.8	TABLE GRAPES			
	2,300.00	000100	2.1	Princess *	1,000.00	017100	4.9
	2,750.00	000100	4.1	Wtd. Avg. Base & Total Tons	1,000.00		4.9
	3,200.00	017800	0.9				
	3,300.00	000100	5.1	WINE GRAPES (WHITE)			
	3,300.00	018000	1.0	Albarino	600.00	011800	2.7
	3,500.00	000100	20.0		1,000.00	000100	3.0
	3,500.00	018050	20.0		1,100.00	000100	8.9
	3,700.00	000100	2.5		1,200.00	000100	0.9
	4,000.00	018050	2.9		1,533.20	024500	3.0
Wtd. Avg. Base & Total Tons	865.11		6,717.5		1,600.00	000100	3.0
					1,650.00	000100	10.1
Tannat	1,250.00	000100	136.2		1,750.00	009520	2.1
	1,375.00	000100	5.3		1,800.00	000100	11.5
	2,080.00	000100	6.3		1,800.00	013400	4.0
Wtd. Avg. Base & Total Tons	1,289.86		147.8		1,850.00	000100	4.9

TABLE 8: BASE PRICE PAID TO GROWERS FOR GRAPES CRUSHED AND DELIVERED TO CALIFORNIA PROCESSORS FROM THE 2010 CROP WITH BRIX FACTORS AND PURCHASED TONNAGE, BY TYPE, VARIETY, REPORTING DISTRICT WHERE GROWN, AND WEIGHTED AVERAGE BASE PRICE.

District, Type, and Variety	Base Price	Brix	Tons	District, Type, and Variety	Base Price	Brix	Tons
	Per Ton	Factors			Per Ton	Factors	
	Dollars	Code a/			Dollars	Code a/	
DISTRICT 8 (Cont'd)					1,514.23	000100	24.7
Albarino (Cont'd)	1,900.00	009500	3.4		1,533.20	000100	5.9
	2,000.00	000100	3.7		1,548.00	000100	43.6
	2,200.00	000100	1.0		1,571.95	017200	1,274.9
Wtd. Avg. Base & Total Tons	1,579.66		62.2		1,600.00	000100	7.2
					1,600.00	020800	47.0
Arneis	1,500.00	000100	26.6		1,600.00	027500	6.9
Wtd. Avg. Base & Total Tons	1,500.00		26.6		1,659.85	000100	94.3
					1,750.00	017200	14.9
Chardonnay *	250.00	000100	19.4		1,750.00	020800	22.9
	350.00	000100	42.3		1,800.00	000100	38.1
	350.00	013800	135.0		1,800.00	017200	3.7
	350.00	015700	554.8		1,800.00	019910	43.7
	350.00	044490	130.1		1,800.00	024500	2.0
	350.00	045250	650.5		1,850.00	000100	12.1
	400.00	000100	298.1		1,883.61	000100	106.1
	400.00	045250	261.9		1,900.00	000100	17.7
	500.00	000100	824.7		1,900.84	000100	47.3
	550.00	000100	51.0		1,913.88	000100	89.6
	578.94	000100	760.0		1,950.00	021000	19.2
	600.00	000100	138.7		1,980.00	000100	1.8
	600.00	045250	942.4		1,995.21	000100	7.1
	650.00	017000	139.6		2,000.00	000100	132.5
	700.00	024500	23.9		2,000.00	013600	1.5
	750.00	000100	437.2		2,000.00	017200	18.5
	750.00	017000	765.8		2,000.00	017400	15.6
	750.00	024500	150.6		2,000.00	019300	15.2
	750.00	045250	612.4		2,000.00	020800	25.3
	797.79	000100	289.8		2,000.00	021200	18.4
	800.00	000100	2,130.1		2,000.00	024500	4.3
	800.00	017200	221.6		2,100.00	000100	72.0
	850.00	000100	208.3		2,100.00	013600	1.9
	900.00	000100	58.5		2,100.00	020800	35.3
	945.99	000100	5.2		2,100.00	050780	91.8
	950.00	000100	288.1		2,111.51	000100	125.8
	984.00	000100	6.3		2,119.28	000100	11.3
	1,000.00	000100	145.7		2,140.00	000100	217.8
	1,000.00	014100	6.3		2,187.13	000100	98.3
	1,000.00	020700	7.0		2,193.96	000100	21.0
	1,000.00	020800	60.3		2,200.00	000100	22.1
	1,000.00	045250	3,213.2		2,200.00	007800	3.8
	1,050.00	020800	69.1		2,200.00	013800	2.0
	1,100.00	000100	701.9		2,200.00	017000	4.5
	1,100.00	017100	1,311.8		2,200.00	017200	5.5
	1,144.10	000100	59.7		2,200.00	017400	19.2
	1,200.00	000100	291.9		2,237.76	020800	10.0
	1,200.00	020800	39.6		2,240.00	000100	28.3
	1,200.00	021500	2.0		2,250.00	000100	15.8
	1,200.00	024500	6.5		2,250.00	019300	20.2
	1,200.00	044490	22.7		2,281.79	000100	73.4
	1,233.53	000100	119.8		2,323.69	000100	18.4
	1,250.00	000100	43.4		2,350.00	000100	8.0
	1,286.15	000100	53.6		2,371.02	000100	5.0
	1,289.11	000100	619.9		2,400.00	000100	12.1
	1,289.70	000100	26.5		2,400.00	013100	8.5
	1,300.00	000100	367.1		2,420.00	000100	2.8
	1,300.00	020600	11.6		2,436.16	020150	326.7
	1,323.36	000100	8.1		2,442.88	000100	13.3
	1,336.50	022800	90.5		2,443.36	000100	6.3
	1,354.19	000100	18.5		2,450.00	000100	6.0
	1,368.55	017000	308.0		2,492.80	000100	2,365.1
	1,373.58	000100	259.0		2,500.00	000100	18.5
	1,398.82	000100	23.8		2,500.00	011800	5.6
	1,400.00	000100	196.0		2,500.00	014000	1.6
	1,400.00	027500	9.7		2,500.00	024300	4.2
	1,443.66	000100	587.2		2,500.00	024500	4.0
	1,464.70	000100	105.3		2,506.25	000100	10.0
	1,494.00	000100	88.2		2,631.00	000100	13.4
	1,500.00	000100	70.1		2,670.00	000100	14.2
	1,500.00	020800	30.3		2,679.60	000100	4.8
	1,500.00	021200	18.0		2,700.00	000100	2.1
	1,500.00	021500	3.0		2,700.00	017400	5.1
	1,500.00	022800	12.0		2,750.00	011800	6.2

TABLE 8: BASE PRICE PAID TO GROWERS FOR GRAPES CRUSHED AND DELIVERED TO CALIFORNIA PROCESSORS FROM THE 2010 CROP WITH BRIX FACTORS AND PURCHASED TONNAGE, BY TYPE, VARIETY, REPORTING DISTRICT WHERE GROWN, AND WEIGHTED AVERAGE BASE PRICE.

District, Type, and Variety	Base Price	Brix	Tons	District, Type, and Variety	Base Price	Brix	Tons
	Per Ton	Factors			Per Ton	Factors	
	Dollars	Code a/			Dollars	Code a/	
DISTRICT 8 (Cont'd)					2,250.00	000100	1.7
Chardonnay * (Cont'd)	2,750.00	017400	122.7		2,450.00	000100	4.8
	2,800.00	000100	6.7		2,500.00	000100	1.6
	2,800.00	017400	1.0		2,500.00	013400	2.2
	2,800.00	020800	1.9		2,500.00	021800	1.5
	2,807.09	000100	7.9		4,000.00	021600	2.0
	2,894.85	000100	9.1	Wtd. Avg. Base & Total Tons	1,512.80		197.2
	2,989.35	021000	3.1				
	2,995.00	017400	5.5	Gruner Veltliner	1,800.00	000100	2.1
	3,000.00	000100	9.4		2,000.00	013600	1.8
	3,000.00	011400	5.5	Wtd. Avg. Base & Total Tons	1,892.31		3.9
	3,000.00	013800	1.9				
	3,000.00	017400	20.2	Malvasia Bianca	800.00	048600	85.1
	3,000.00	020800	14.4		850.00	000100	48.7
	3,200.00	000100	4.1		1,600.00	000100	16.0
	3,500.00	000100	23.5		1,950.00	000100	12.7
	3,614.46	000100	0.8	Wtd. Avg. Base & Total Tons	983.63		162.5
	4,000.00	017400	7.2				
Wtd. Avg. Base & Total Tons	1,196.38		25,302.4	Marsanne	1,200.00	000100	4.5
					1,400.00	000100	2.5
Chenin Blanc	225.00	011800	9.6		1,400.00	011800	2.0
	275.00	000100	43.4		1,450.00	000100	15.3
	275.00	009400	414.5		1,500.00	021000	0.5
	400.00	000100	173.8		1,501.00	021000	16.1
	600.00	000100	845.3		1,600.00	000100	0.5
	600.00	017200	10.5		1,700.00	021200	1.8
	650.00	011300	165.5		1,800.00	021000	1.9
	950.00	000100	5.1		1,800.00	025100	1.9
	1,000.00	010900	4.5		2,300.00	000100	5.7
	1,100.00	011800	6.6		2,500.00	000100	2.2
	1,100.00	014100	6.4		2,500.00	021850	3.5
	1,200.00	000100	1.5		4,750.00	000100	0.3
	1,400.00	000100	19.4	Wtd. Avg. Base & Total Tons	1,674.38		58.7
Wtd. Avg. Base & Total Tons	510.67		1,706.1				
				Moscato Gaillo *	1,500.00	000100	1.0
Gewurztraminer	435.00	001600	149.4		2,000.00	000100	2.8
	800.00	000100	4.0	Wtd. Avg. Base & Total Tons	1,868.42		3.8
	900.00	000100	78.9				
	925.00	013400	319.5	Muscat Blanc *	810.00	000100	62.4
	1,000.00	017000	3.2		860.00	020600	96.6
	1,600.00	000100	12.8		910.00	020600	235.5
	2,000.00	000100	1.5		950.00	000100	24.5
Wtd. Avg. Base & Total Tons	810.50		569.3		1,000.00	000100	43.5
					1,050.00	000100	20.1
Grenache Blanc	400.00	000100	2.9		1,100.00	000100	24.1
	600.00	000100	5.0		1,119.69	000100	55.8
	800.00	000100	10.0		1,143.14	000100	10.3
	975.00	014100	6.3		1,151.00	000100	3.0
	1,000.00	021000	1.5		1,200.00	000100	32.0
	1,100.00	011800	1.0		1,200.00	017000	214.1
	1,120.00	000100	13.6		1,272.92	000100	1.3
	1,200.00	000100	21.0		1,273.00	000100	1.7
	1,200.00	017600	2.1		1,600.00	000100	67.8
	1,200.00	021600	4.6	Wtd. Avg. Base & Total Tons	1,061.54		892.7
	1,200.00	022800	3.3				
	1,300.00	000100	3.9	Muscat Orange	1,100.00	000100	23.9
	1,350.00	000100	18.5		1,119.34	000100	11.5
	1,400.00	000100	4.3		1,400.00	000100	5.0
	1,400.00	015500	7.6		1,500.00	020800	5.0
	1,500.00	020600	1.5		1,600.00	000100	11.3
	1,533.20	024500	7.4	Wtd. Avg. Base & Total Tons	1,265.30		56.7
	1,600.00	013400	4.0				
	1,700.00	017000	2.7	Picpoul Blanc	1,800.00	011100	0.4
	1,750.00	024500	3.1		2,000.00	000100	0.9
	1,800.00	000100	31.9	Wtd. Avg. Base & Total Tons	1,938.46		1.3
	1,800.00	021000	1.6				
	1,850.00	009520	4.3	Pinot Blanc	1,500.00	007800	1.6
	1,900.00	000100	1.9		1,527.83	000100	34.4
	1,950.00	000100	3.0		1,600.00	020600	2.1
	2,000.00	000100	4.1		1,625.00	021200	53.7
	2,000.00	017200	4.1		1,800.00	017000	3.0
	2,000.00	024500	4.2		1,833.00	000100	6.9
	2,231.00	000100	4.0		2,150.00	000100	0.8

TABLE 8: BASE PRICE PAID TO GROWERS FOR GRAPES CRUSHED AND DELIVERED TO CALIFORNIA PROCESSORS FROM THE 2010 CROP WITH BRIX FACTORS AND PURCHASED TONNAGE, BY TYPE, VARIETY, REPORTING DISTRICT WHERE GROWN, AND WEIGHTED AVERAGE BASE PRICE.

District, Type, and Variety	Base Price	Brix	Tons	District, Type, and Variety	Base Price	Brix	Tons
	Per Ton	Factors			Per Ton	Factors	
	Dollars	Code a/			Dollars	Code a/	
DISTRICT 8 (Cont'd)							
Pinot Blanc (Cont'd)	2,250.00	000100	3.1		3,500.00	021000	0.7
Wtd. Avg. Base & Total Tons	1,631.84		105.6		4,750.00	000100	0.8
					5,828.57	021000	0.7
Pinot Gris *	410.00	001700	697.6	Wtd. Avg. Base & Total Tons	1,945.48		177.4
	600.00	013100	180.4	Sauvignon Blanc	300.00	000100	8.7
	600.00	044490	89.2		300.00	064800	177.2
	800.00	009000	6.3		350.00	000100	190.6
	800.00	044490	188.3		350.00	017000	69.6
	850.00	000100	199.3		350.00	044490	628.6
	996.29	000100	157.8		375.00	000100	199.3
	1,000.00	000100	195.1		400.00	000100	12.6
	1,200.00	000100	15.8		400.00	044490	42.5
	1,250.00	000100	45.6		500.00	000100	2.0
	1,263.00	000100	3.0		600.00	017000	105.1
	1,272.15	000100	7.1		600.00	044490	154.6
	1,400.00	000100	256.7		700.00	044490	173.7
	1,450.00	000100	198.5		750.00	000100	95.0
	1,450.00	010900	3.1		750.00	021500	2.0
	1,450.00	017000	4.9		800.00	000100	107.5
	1,482.55	000100	38.9		850.00	000100	66.7
	1,500.00	000100	9.1		850.00	017000	96.6
	1,500.00	020600	7.2		850.00	020800	22.9
	1,600.00	000100	3.5		900.00	000100	179.9
	1,600.00	020600	3.1		907.29	000100	731.4
	1,700.00	000100	31.1		915.00	000100	47.1
	1,750.00	000100	3.0		950.00	000100	155.3
	1,750.00	009500	2.9		966.25	000100	2.2
	1,800.00	000100	21.8		1,000.00	000100	206.6
	1,800.00	017000	7.5		1,000.00	022800	23.5
	1,804.74	000100	20.8		1,100.00	000100	30.2
	1,825.00	000100	3.0		1,195.00	000100	1.1
	1,850.00	000100	56.9		1,200.00	000100	220.0
	1,850.00	009500	4.0		1,200.00	022800	24.5
	2,000.00	000100	28.1		1,311.64	000100	6.7
	2,111.51	000100	4.8		1,400.00	000100	4.9
	4,157.57	000100	4.2		1,430.00	000100	159.4
Wtd. Avg. Base & Total Tons	928.86		2,498.6		1,450.00	000100	160.5
					1,500.00	000100	23.3
Roussanne	1,000.00	000100	12.2		1,500.00	013600	4.3
	1,000.00	013600	0.7		1,500.00	017200	5.9
	1,013.42	000100	8.7		1,500.00	024300	23.5
	1,200.00	000100	7.7		1,533.20	024500	4.5
	1,200.00	021000	1.6		1,540.00	011800	4.8
	1,250.00	000100	2.3		1,550.00	000100	48.4
	1,340.00	021000	13.8		1,550.00	011100	6.8
	1,400.00	000100	6.6		1,550.00	012300	3.4
	1,450.00	000100	15.1		1,550.00	016800	2.6
	1,500.00	021850	2.1		1,550.00	017200	10.8
	1,800.00	017400	2.1		1,600.00	000100	22.0
	1,800.00	024800	1.6		1,600.00	017200	7.5
	1,850.00	000100	7.4		1,634.45	000100	102.6
	1,900.00	000100	2.0		1,635.99	000100	8.5
	1,950.00	009520	2.1		1,650.00	000100	8.7
	1,953.05	000100	12.7		1,700.00	000100	13.3
	1,966.83	000100	5.4		1,700.00	016800	8.1
	1,994.00	008100	2.4		1,701.00	000100	3.0
	2,000.00	000100	6.7		1,702.00	000100	3.0
	2,050.70	000100	10.3		1,705.00	000100	4.9
	2,250.00	000100	1.2		1,750.00	021000	4.9
	2,300.00	000100	6.7		1,800.00	000100	3.3
	2,300.00	021500	2.0		1,843.72	013600	50.3
	2,300.00	030955	1.6		2,111.51	000100	4.7
	2,450.00	000100	11.7		2,126.00	011800	4.1
	2,500.00	013400	1.2		2,345.81	000100	17.9
	2,500.00	021200	1.6		2,350.00	011800	7.8
	2,500.00	021500	0.7	Wtd. Avg. Base & Total Tons	842.08		4,521.4
	2,500.00	021800	1.6				
	2,500.00	022900	1.0	Sauvignon Musque	1,000.00	000100	23.6
	2,600.00	021000	1.7	Wtd. Avg. Base & Total Tons	1,000.00		23.6
	3,000.00	021000	0.6				
	3,061.00	021000	2.9	Semillon	800.00	000100	12.4
	3,365.68	000100	17.2		1,200.00	000100	8.9

TABLE 8: BASE PRICE PAID TO GROWERS FOR GRAPES CRUSHED AND DELIVERED TO CALIFORNIA PROCESSORS FROM THE 2010 CROP WITH BRIX FACTORS AND PURCHASED TONNAGE, BY TYPE, VARIETY, REPORTING DISTRICT WHERE GROWN, AND WEIGHTED AVERAGE BASE PRICE.

District, Type, and Variety	Base Price	Brix	Tons	District, Type, and Variety	Base Price	Brix	Tons
	Per Ton	Factors			Per Ton	Factors	
	Dollars	Code a/			Dollars	Code a/	
DISTRICT 8 (Cont'd)					1,900.00	013800	3.1
Semillon (Cont'd)					1,950.00	025100	5.5
Wtd. Avg. Base & Total Tons	967.14		21.3		1,963.00	000100	12.4
					1,971.02	000100	6.9
St. Emilion *	1,400.00	013800	1.2		1,992.23	021850	5.0
Wtd. Avg. Base & Total Tons	1,400.00		1.2		2,000.00	000100	63.2
Tocai Friulano	1,300.00	013600	1.7		2,000.00	021000	9.6
	1,500.00	000100	20.3		2,000.00	021800	2.2
	2,021.82	000100	6.7		2,000.00	024500	1.9
Wtd. Avg. Base & Total Tons	1,609.97		28.7		2,100.00	021200	10.5
					2,111.51	000100	6.7
Verdelho	1,200.00	017200	9.8		2,200.00	017400	32.8
	1,500.00	000100	25.9		2,250.00	000100	6.0
	1,750.00	009520	2.1		2,300.00	000100	23.0
	2,000.00	000100	3.1		2,300.00	021500	4.7
Wtd. Avg. Base & Total Tons	1,478.85		40.9		2,353.93	021850	15.5
					2,400.00	021000	0.9
Vermentino *	1,300.00	013600	1.7		2,450.00	000100	7.8
	1,300.00	058685	3.0		2,500.00	000100	3.7
	1,500.00	000100	40.4		2,500.00	011800	0.6
Wtd. Avg. Base & Total Tons	1,479.16		45.1		2,500.00	013400	4.7
					2,500.00	021500	0.3
Viognier	300.00	000100	23.1		2,561.00	000100	4.5
	325.00	011800	12.0		2,750.00	000100	5.2
	360.00	001400	36.9		2,800.00	000100	2.4
	500.00	000100	6.2		2,814.00	000100	3.0
	800.00	000100	13.3		2,992.75	000100	17.8
	800.00	054495	75.2		3,300.00	000100	0.1
	900.00	027800	5.9		3,600.00	024500	16.0
	900.00	054575	54.0		4,315.65	021000	3.7
	1,000.00	000100	6.7		4,750.04	000100	0.1
	1,000.00	017200	9.7		5,000.00	000100	2.8
	1,034.00	017100	31.7		5,398.18	000100	1.1
	1,100.00	000100	9.1	Wtd. Avg. Base & Total Tons	1,519.56		1,073.2
	1,100.00	014100	10.9				
	1,105.00	000100	9.4	White Riesling *	250.00	000100	15.7
	1,196.18	000100	1.1		293.12	000100	99.1
	1,200.00	000100	22.0		360.00	001400	57.4
	1,292.00	013400	2.9		650.00	000100	51.4
	1,300.00	000100	52.4		800.00	000100	40.6
	1,300.00	013600	4.0		800.00	013600	2.8
	1,300.00	020800	66.2		832.00	000100	8.0
	1,300.00	021500	14.1		900.00	000100	96.6
	1,350.00	000100	14.8		950.00	000100	214.2
	1,350.00	026800	39.9		1,000.00	000100	149.9
	1,400.00	000100	6.4		1,100.00	000100	90.2
	1,400.00	020800	11.0		1,116.64	000100	100.4
	1,400.00	021000	2.5		1,200.00	000100	81.1
	1,450.00	000100	23.9		1,200.00	013600	7.0
	1,485.74	000100	3.2		1,200.00	017000	13.7
	1,500.00	000100	1.0		1,400.00	000100	9.3
	1,500.00	013600	2.7		1,450.00	017200	0.6
	1,500.00	021000	3.0		1,500.00	016800	21.4
	1,500.00	021500	10.2		1,533.20	000100	13.0
	1,522.91	000100	20.1		1,600.00	000100	54.9
	1,550.00	000100	12.4		1,900.00	000100	12.1
	1,599.27	000100	8.8		2,000.00	000100	2.7
	1,600.00	000100	1.7	Wtd. Avg. Base & Total Tons	949.48		1,142.1
	1,600.00	021500	1.7				
	1,625.00	022800	17.4	Other White b/	1,200.00	021500	2.0
	1,700.00	000100	13.4		1,750.00	009520	2.1
	1,700.00	030600	0.9		1,800.00	021500	0.5
	1,727.98	000100	35.8		1,900.00	021500	1.3
	1,749.37	000100	2.9	Wtd. Avg. Base & Total Tons	1,600.85		5.9
	1,750.00	000100	5.5				
	1,767.00	021000	38.5	WINE GRAPES (RED)			
	1,800.00	000100	19.9	Aglianico	1,250.00	000100	19.7
	1,800.00	013600	3.2		2,016.00	013600	4.4
	1,800.00	020800	5.3		2,100.00	017400	5.0
	1,800.00	024800	3.2		2,500.00	025100	1.0
	1,842.23	021800	4.0	Wtd. Avg. Base & Total Tons	1,544.70		30.1
	1,850.00	009520	4.4				
	1,860.00	000100	5.0	Alicante Bouschet *	1,500.00	000100	1.5

TABLE 8: BASE PRICE PAID TO GROWERS FOR GRAPES CRUSHED AND DELIVERED TO CALIFORNIA PROCESSORS FROM THE 2010 CROP WITH BRIX FACTORS AND PURCHASED TONNAGE, BY TYPE, VARIETY, REPORTING DISTRICT WHERE GROWN, AND WEIGHTED AVERAGE BASE PRICE.

District, Type, and Variety	Base Price	Brix	Tons	District, Type, and Variety	Base Price	Brix	Tons
	Per Ton	Factors			Per Ton	Factors	
	Dollars	Code a/			Dollars	Code a/	
DISTRICT 8 (Cont'd)							
Alicante Bouschet * (Cont'd)	2,000.00	022800	11.6		2,000.00	014000	1.4
	2,800.00	000100	3.4		2,000.00	017800	1.8
Wtd. Avg. Base & Total Tons	2,119.39		16.5		2,100.00	017400	7.2
					2,100.00	022800	35.0
Alvarelhao	1,700.00	000100	4.4		2,198.06	000100	3.9
Wtd. Avg. Base & Total Tons	1,700.00		4.4		2,200.00	000100	9.8
					2,200.00	011800	1.0
Barbera	600.00	021500	0.5		2,200.00	014000	1.6
	800.00	000100	2.2		2,200.00	021000	3.0
	900.00	000100	68.6		2,200.00	024300	0.9
	1,000.00	021200	1.0		2,400.00	000100	1.3
	1,093.00	013800	3.9		2,500.00	021600	7.8
	1,093.22	000100	17.2	Wtd. Avg. Base & Total Tons	3,078.00	022800	54.0
	1,200.00	000100	15.8		1,103.52		1,348.9
	1,200.00	013600	8.0	Cabernet Sauvignon	126.77	000100	1.1
	1,366.98	000100	26.1		280.00	000100	1.8
	1,400.00	000100	27.6		300.00	000100	3.0
	1,500.00	000100	4.8		300.00	027800	4.0
	1,600.00	000100	4.5		400.00	062590	145.8
	1,750.00	021000	5.1		500.00	000100	127.8
	1,800.00	000100	36.8		500.00	020800	933.0
	1,800.00	021825	8.4		500.00	062590	4,715.8
	1,800.00	022900	0.8		525.00	000100	52.1
	1,800.00	024600	3.0		550.00	000100	99.0
	2,000.00	000100	1.6		550.00	020800	717.8
Wtd. Avg. Base & Total Tons	1,294.91		235.9		600.00	000100	1,054.7
					628.95	000100	2,340.0
Blaufränkisch *	1,500.00	017400	7.4		650.00	000100	63.7
Wtd. Avg. Base & Total Tons	1,500.00		7.4		659.53	000100	705.1
					675.00	000100	810.5
Cabernet Franc	100.00	000100	16.7		700.00	000100	848.3
	250.00	000100	5.5		725.00	000100	98.3
	266.20	000100	27.5		750.00	000100	208.3
	400.00	062525	70.2		750.00	021000	26.4
	400.00	062590	182.7		750.00	021200	1.0
	500.00	000100	3.2		750.00	021500	5.0
	600.00	000100	145.5		762.87	022800	25.2
	700.00	000100	55.5		800.00	000100	1,480.4
	700.00	062590	78.5		800.00	020800	9.6
	750.00	000100	0.3		800.00	024800	3.0
	750.00	021000	1.3		800.00	027600	49.6
	800.00	000100	7.3		805.75	000100	210.2
	1,000.00	000100	34.4		810.00	000100	243.1
	1,000.00	013600	2.1		810.00	021500	157.6
	1,000.00	021000	3.1		817.38	000100	295.9
	1,014.10	017500	144.7		824.00	000100	37.0
	1,116.00	014100	3.3		825.00	000100	588.0
	1,116.15	000100	14.0		845.00	000100	339.8
	1,183.33	000100	25.6		850.00	000100	436.4
	1,200.00	000100	4.4		862.00	000100	506.0
	1,200.00	013800	1.2		900.00	000100	1,767.4
	1,200.00	021200	1.2		900.00	017800	10.7
	1,200.00	021825	19.7		900.00	025300	1.9
	1,200.00	025100	2.3		900.00	062590	1,415.1
	1,250.00	024800	0.5		907.55	017200	59.6
	1,291.00	000100	20.7		912.00	000100	8.3
	1,300.00	000100	1.2		922.90	000100	1,025.3
	1,316.15	000100	10.2		924.15	000100	104.0
	1,350.00	000100	4.7		925.00	000100	218.8
	1,350.00	022800	20.7		931.00	000100	83.5
	1,400.00	013600	2.1		935.00	000100	64.8
	1,400.00	021825	15.2		950.00	000100	1,589.3
	1,500.00	000100	121.0		952.02	000100	421.5
	1,500.00	011800	1.2		975.00	000100	82.1
	1,500.00	025400	2.9		978.03	000100	329.3
	1,600.00	000100	10.6		987.37	000100	792.6
	1,700.00	000100	56.3		995.93	017500	1,288.1
	1,700.00	021825	40.7		1,000.00	000100	2,356.4
	1,707.83	021500	15.8		1,000.00	003100	89.2
	1,766.66	021000	4.1		1,000.00	017200	1.3
	1,900.00	024800	3.0		1,000.00	017800	1.9
	2,000.00	000100	39.1		1,000.00	019000	104.8

TABLE 8: BASE PRICE PAID TO GROWERS FOR GRAPES CRUSHED AND DELIVERED TO CALIFORNIA PROCESSORS FROM THE 2010 CROP WITH BRIX FACTORS AND PURCHASED TONNAGE, BY TYPE, VARIETY, REPORTING DISTRICT WHERE GROWN, AND WEIGHTED AVERAGE BASE PRICE.

District, Type, and Variety	Base Price	Brix	Tons	District, Type, and Variety	Base Price	Brix	Tons
	Per Ton	Factors			Per Ton	Factors	
	Dollars	Code a/			Dollars	Code a/	
DISTRICT 8 (Cont'd)							
Cabernet Sauvignon (Cont'd)	1,000.00	021000	15.3		1,646.00	000100	34.8
	1,000.00	021825	12.4		1,650.00	000100	2.4
	1,025.00	000100	137.7		1,656.00	022800	366.1
	1,027.00	000100	396.6		1,675.00	021825	5.5
	1,031.13	000100	105.7		1,700.00	000100	0.8
	1,031.13	024500	15.1		1,700.00	021825	73.5
	1,031.61	000100	43.5		1,750.00	000100	160.0
	1,031.66	000100	287.6		1,750.00	021825	30.5
	1,031.66	027290	198.3		1,812.22	000100	20.1
	1,032.00	000100	1.6		1,850.00	000100	20.6
	1,039.30	000100	144.8		1,850.00	009520	1.0
	1,050.00	000100	213.8		1,850.00	017800	2.7
	1,060.00	021500	148.0		1,897.00	022800	52.0
	1,063.00	000100	40.2		1,897.50	022800	78.6
	1,073.42	000100	357.7		1,900.00	000100	10.2
	1,075.00	000100	624.6		1,900.00	024500	3.2
	1,076.00	021825	21.3		1,973.50	021850	7.1
	1,081.50	000100	99.7		2,000.00	000100	159.1
	1,088.92	067962	30.3		2,000.00	013800	1.7
	1,097.72	000100	68.9		2,000.00	017400	4.3
	1,100.00	000100	1,928.7		2,000.00	021500	7.1
	1,100.00	019300	658.5		2,000.00	021600	9.5
	1,100.00	021000	622.3		2,000.00	023100	3.3
	1,100.00	021825	29.8		2,088.62	024800	8.0
	1,100.00	024300	2.0		2,100.00	017400	12.3
	1,100.00	024800	29.2		2,125.00	000100	1.9
	1,105.05	025705	231.4		2,200.00	000100	153.7
	1,125.00	000100	1,154.9		2,200.00	011800	2.0
	1,127.09	000100	160.8		2,200.00	013600	3.9
	1,134.83	000100	47.5		2,200.00	021600	3.1
	1,147.34	021825	43.5		2,200.00	024300	25.4
	1,147.50	000100	158.8		2,285.68	017800	3.8
	1,150.00	000100	597.5		2,300.00	000100	8.1
	1,153.92	000100	572.0		2,367.00	022800	193.2
	1,175.00	000100	837.5		2,400.00	000100	4.0
	1,180.76	000100	363.6		2,400.00	021500	7.4
	1,196.00	000100	99.2		2,400.00	025300	2.2
	1,200.00	000100	1,340.3		2,414.61	000100	13.9
	1,200.00	020900	4.4		2,439.43	000100	18.0
	1,200.00	021500	3.7		2,500.00	000100	20.4
	1,200.00	021825	9.7		2,650.00	000100	19.4
	1,200.00	022800	19.9		2,750.00	024500	2.1
	1,226.76	000100	221.6		2,864.16	021850	4.9
	1,231.66	000100	33.6		3,000.00	000100	1.4
	1,250.00	000100	100.3		3,000.00	025100	3.0
	1,250.00	024300	1.0		3,078.00	022800	175.7
	1,295.47	000100	338.6		3,100.00	000100	14.4
	1,300.00	000100	426.9		3,249.00	022800	8.4
	1,300.00	022800	39.8		3,406.96	000100	2.1
	1,312.50	000100	837.8		3,633.53	021850	3.9
	1,350.00	000100	2,037.8		4,560.00	022800	5.4
	1,350.00	022800	25.0		4,600.00	025100	0.5
	1,375.00	000100	41.2		5,000.00	025100	2.9
	1,400.00	000100	453.8	Wtd. Avg. Base & Total Tons	965.54		48,122.9
	1,422.53	021500	45.9	Carignane	1,750.00	000100	2.2
	1,425.00	000100	48.6		1,900.00	000100	1.8
	1,434.00	000100	265.2		2,000.00	000100	0.4
	1,450.00	000100	25.6	Wtd. Avg. Base & Total Tons	1,834.09		4.4
	1,475.32	000100	9.8	Carmenere	1,350.00	000100	6.7
	1,500.00	000100	176.1	Wtd. Avg. Base & Total Tons	1,350.00		6.7
	1,500.00	011800	3.6	Cinsaut *	1,200.00	020800	4.3
	1,500.00	013600	1.9		1,244.05	000100	5.7
	1,500.00	024500	3.0		1,650.00	000100	1.5
	1,525.00	000100	10.6		2,200.00	000100	4.2
	1,550.00	021825	25.4		2,350.00	069215	1.4
	1,600.00	000100	30.9	Wtd. Avg. Base & Total Tons	1,593.92		17.1
	1,600.00	017200	0.6	Counoise	900.00	020800	5.3
	1,600.00	017800	1.5		1,600.00	000100	5.1
	1,600.00	021200	4.0		1,650.00	000100	2.9
	1,600.00	021825	46.0				
	1,600.00	022800	28.0				
	1,614.61	000100	20.8				

TABLE 8: BASE PRICE PAID TO GROWERS FOR GRAPES CRUSHED AND DELIVERED TO CALIFORNIA PROCESSORS FROM THE 2010 CROP WITH BRIX FACTORS AND PURCHASED TONNAGE, BY TYPE, VARIETY, REPORTING DISTRICT WHERE GROWN, AND WEIGHTED AVERAGE BASE PRICE.

District, Type, and Variety	Base Price	Brix	Tons	District, Type, and Variety	Base Price	Brix	Tons
	Per Ton	Factors			Per Ton	Factors	
	Dollars	Code a/			Dollars	Code a/	
DISTRICT 8 (Cont'd)					1,650.00	000100	2.9
Counoise (Cont'd)	1,826.68	000100	6.9		1,653.00	000100	4.0
	1,900.00	000100	2.0		1,700.00	009500	1.0
	2,000.00	000100	1.7		1,700.00	017200	1.0
	2,200.00	000100	4.0		1,750.00	000100	68.8
	2,300.00	000100	5.0		1,750.00	009520	2.1
	2,350.00	069215	2.1		1,750.00	017200	0.5
	2,450.00	022800	1.7		1,800.00	000100	19.2
	4,000.00	021600	2.0		1,800.00	021500	0.5
Wtd. Avg. Base & Total Tons	1,935.89		38.7		1,800.00	027800	1.5
					1,818.18	001800	2.3
Dolcetto	1,200.00	000100	6.0		1,850.00	021200	5.5
	1,500.00	000100	56.5		1,923.05	000100	12.4
	1,600.00	000100	7.9		1,950.00	000100	3.2
	1,800.00	024600	3.0		2,000.00	000100	22.6
Wtd. Avg. Base & Total Tons	1,498.50		73.4		2,000.00	021000	3.8
					2,000.00	021200	2.6
Freisa	1,600.00	000100	3.9		2,000.00	021500	1.9
Wtd. Avg. Base & Total Tons	1,600.00		3.9		2,000.00	028000	2.2
					2,000.00	029125	11.8
Gamay (Napa) *	400.00	059590	215.1		2,050.00	017800	4.1
	925.00	011100	80.9		2,062.00	000100	1.4
	983.71	000100	1.8		2,100.00	017600	2.1
	1,000.00	000100	21.5		2,100.00	022900	2.5
	1,008.39	021000	20.0		2,111.51	000100	3.9
Wtd. Avg. Base & Total Tons	602.15		339.3		2,200.00	000100	16.9
					2,200.00	021850	4.2
Graciano	2,000.00	000100	0.3		2,200.00	025300	3.0
Wtd. Avg. Base & Total Tons	2,000.00		0.3		2,250.00	000100	1.7
					2,280.70	024800	8.9
Grand Noir	2,200.00	017200	3.0		2,300.00	000100	3.1
Wtd. Avg. Base & Total Tons	2,200.00		3.0		2,350.00	069215	5.2
					2,400.00	025100	7.5
Grenache *	400.00	059700	193.2		2,500.00	000100	58.8
	420.00	000100	6.0		2,500.00	021500	1.2
	500.00	059700	89.7		2,500.00	021600	3.6
	700.00	000100	93.6		2,500.00	025100	6.1
	769.23	022900	27.3		2,500.00	027500	17.9
	800.00	059700	192.7		2,500.00	028000	2.7
	820.00	059700	305.6		2,553.22	000100	28.9
	900.00	000100	68.5		2,600.00	000100	2.7
	1,000.00	000100	70.6		2,600.00	024800	1.1
	1,000.00	009525	0.5		2,625.00	000100	6.6
	1,000.00	021000	1.0		2,715.62	021000	2.4
	1,000.00	021500	4.2		2,800.00	000100	2.9
	1,000.00	024800	3.0		3,000.00	000100	3.7
	1,051.00	000100	20.2		3,000.00	025100	7.0
	1,100.00	059700	129.9		3,025.00	025100	12.6
	1,105.00	000100	1.0		3,078.00	022800	5.6
	1,115.00	021000	4.0		3,100.00	025100	8.1
	1,117.30	017800	3.2		3,150.00	000100	11.9
	1,200.00	000100	80.0		3,388.04	021850	3.6
	1,200.00	014100	1.1		3,482.50	000100	1.0
	1,200.00	021500	4.0		3,500.00	000100	4.2
	1,200.00	027800	2.0		3,500.00	011800	0.8
	1,239.00	021000	24.6		3,500.00	025100	5.3
	1,300.00	000100	19.7		3,500.00	025300	0.9
	1,350.00	000100	3.0		3,703.32	011800	2.4
	1,395.35	000100	4.3		3,800.00	000100	1.6
	1,400.00	000100	3.4		4,000.00	021500	1.4
	1,400.00	025300	2.0		4,000.00	021600	28.1
	1,415.62	000100	15.9		4,155.55	021000	1.8
	1,443.20	000100	21.7		4,600.00	028100	1.2
	1,462.17	027800	10.0		4,750.00	000100	1.3
	1,500.00	000100	5.7		4,853.00	000100	3.1
	1,500.00	021200	2.0		4,900.00	027600	1.4
	1,500.00	021500	4.9		5,000.00	025100	0.9
	1,500.00	024500	1.9		5,578.13	000100	1.6
	1,533.20	024500	6.2		6,500.00	000100	0.9
	1,548.00	000100	9.3	Wtd. Avg. Base & Total Tons	1,265.20		1,933.8
	1,550.00	000100	11.1				
	1,600.00	000100	3.2	Lagrein	900.00	000100	72.4
	1,600.00	021500	4.0		1,400.00	021000	6.2

TABLE 8: BASE PRICE PAID TO GROWERS FOR GRAPES CRUSHED AND DELIVERED TO CALIFORNIA PROCESSORS FROM THE 2010 CROP WITH BRIX FACTORS AND PURCHASED TONNAGE, BY TYPE, VARIETY, REPORTING DISTRICT WHERE GROWN, AND WEIGHTED AVERAGE BASE PRICE.

District, Type, and Variety	Base Price	Brix	Tons	District, Type, and Variety	Base Price	Brix	Tons
	Per Ton	Factors			Per Ton	Factors	
	Dollars	Code a/			Dollars	Code a/	
DISTRICT 8 (Cont'd)							
Lagrein (Cont'd)	1,500.00	000100	3.6		1,292.03	000100	23.5
	1,578.76	000100	44.0		1,300.00	000100	7.3
	1,613.00	021825	35.3		1,361.65	011800	2.1
	1,623.00	021825	2.5		1,365.81	017800	4.3
	1,650.00	000100	13.3		1,371.00	000100	8.4
	1,700.00	000100	9.8		1,400.00	000100	6.5
	1,900.00	000100	3.6		1,400.00	025300	3.6
Wtd. Avg. Base & Total Tons	1,337.95		190.7		1,498.00	025100	5.8
					1,500.00	000100	2.6
Malbec	300.00	027800	3.0		1,500.00	022900	2.0
	500.00	000100	3.5		1,500.00	024300	2.0
	500.00	021500	0.7		1,600.00	000100	4.8
	500.00	062590	65.9		1,700.00	017200	0.9
	600.00	000100	25.9		1,700.00	024500	5.1
	600.00	062590	65.2		1,750.00	009520	2.3
	650.00	021500	0.5		1,750.00	024800	2.3
	650.00	059590	64.1		1,850.00	017200	0.5
	700.00	000100	40.9		1,850.00	021200	4.0
	750.00	000100	13.9		1,900.00	013400	1.5
	800.00	000100	0.7		2,000.00	000100	11.6
	1,000.00	000100	46.9		2,000.00	011100	1.0
	1,000.00	003100	52.3		2,000.00	021000	1.9
	1,000.00	021000	24.1		2,000.00	021200	1.5
	1,022.00	003100	17.9		2,000.00	021500	4.0
	1,022.69	000100	49.1		2,000.00	024300	4.8
	1,031.13	000100	11.9		2,036.94	000100	2.8
	1,050.00	021500	13.3		2,144.00	025100	1.8
	1,100.00	024500	5.7		2,200.00	000100	30.6
	1,200.00	000100	26.6		2,200.00	027500	3.2
	1,236.45	022800	18.7		2,250.00	000100	1.3
	1,250.00	021500	3.1		2,300.00	000100	4.0
	1,292.00	013800	3.4		2,300.00	022800	2.0
	1,292.00	014100	3.4		2,300.00	024500	1.0
	1,292.03	000100	13.2		2,350.00	000100	1.5
	1,300.00	000100	222.5		2,400.00	000100	2.9
	1,312.24	000100	81.9		2,450.00	000100	2.9
	1,350.00	000100	3.6		2,500.00	000100	39.4
	1,378.13	000100	20.6		2,500.00	021600	2.9
	1,400.00	000100	21.0		2,500.00	025100	4.5
	1,500.00	000100	102.8		2,500.00	028000	1.6
	1,500.00	013600	3.2		2,542.05	022800	24.7
	1,500.00	021825	7.3		2,580.00	025100	2.1
	1,500.00	025100	1.5		2,650.00	000100	2.0
	1,700.00	021825	29.8		2,878.00	000100	1.2
	1,750.00	000100	1.0		2,900.00	025100	10.2
	1,800.00	013800	1.2		3,000.00	021800	1.5
	1,800.00	021000	5.4		3,000.00	021850	2.3
	2,000.00	000100	15.3		3,146.51	000100	20.3
	2,000.00	011300	2.1		3,300.00	028100	0.2
	2,000.00	021000	0.9		3,921.00	025100	3.1
	2,022.43	024800	5.4		4,000.00	021500	1.3
	2,100.00	022800	7.9		4,000.00	021600	15.3
	2,200.00	000100	4.2		4,500.00	000100	0.7
	2,200.00	011800	0.5		5,000.00	025100	2.7
	2,200.00	022800	7.6	Wtd. Avg. Base & Total Tons	1,632.17		518.0
	2,300.00	000100	1.8	Merlot	126.76	000100	1.1
	2,500.00	021500	1.8		300.00	000100	0.5
Wtd. Avg. Base & Total Tons	1,136.89		1,123.2		400.00	020800	993.2
					400.00	056900	125.3
Mataro *	500.00	063600	98.4		400.00	058780	4,306.3
	700.00	000100	30.8		400.00	059590	59.3
	750.00	011800	1.3		408.44	058780	1,353.6
	750.00	021000	11.5		425.00	000100	55.3
	800.00	000100	39.8		450.00	058780	940.1
	800.00	011400	2.4		460.00	000100	194.2
	1,000.00	000100	5.0		500.00	000100	489.0
	1,000.00	010900	5.0		525.00	000100	963.8
	1,103.00	000100	5.3		600.00	000100	104.4
	1,136.00	000100	8.8		600.00	058780	508.4
	1,200.00	000100	2.0		615.25	000100	532.3
	1,278.00	000100	0.5		650.00	000100	216.2
	1,279.08	000100	2.9		672.00	021000	9.2

TABLE 8: BASE PRICE PAID TO GROWERS FOR GRAPES CRUSHED AND DELIVERED TO CALIFORNIA PROCESSORS FROM THE 2010 CROP WITH BRIX FACTORS AND PURCHASED TONNAGE, BY TYPE, VARIETY, REPORTING DISTRICT WHERE GROWN, AND WEIGHTED AVERAGE BASE PRICE.

District, Type, and Variety	Base Price	Brix	Tons	District, Type, and Variety	Base Price	Brix	Tons
	Per Ton	Factors			Per Ton	Factors	
	Dollars	Code a/			Dollars	Code a/	
DISTRICT 8 (Cont'd)							
Merlot (Cont'd)	680.12	000100	24.8		1,800.00	017400	5.2
	700.00	058780	701.8		1,800.00	024300	0.9
	710.00	027500	94.4		1,800.00	024600	3.0
	750.00	000100	10.6		1,950.00	001400	1.0
	750.00	021500	7.4		2,000.00	000100	66.8
	760.00	027500	199.9		2,000.00	021000	14.4
	765.22	021825	11.9		2,000.00	021600	2.8
	773.41	000100	42.2		2,000.00	021850	1.5
	775.00	000100	116.2		2,131.50	022800	14.2
	800.00	000100	300.4		2,200.00	000100	3.7
	800.00	024500	111.1		2,200.00	021500	7.2
	800.00	024800	3.0		2,500.00	000100	13.1
	800.00	027600	360.1		3,078.00	022800	49.9
	815.00	000100	3.4		3,249.00	022800	5.4
	829.43	021825	26.5	Wtd. Avg. Base & Total Tons	735.32		22,061.0
	829.53	000100	172.4	Mission	500.00	000100	0.6
	848.69	000100	144.5	Wtd. Avg. Base & Total Tons	500.00		0.6
	850.00	000100	13.2				
	855.00	000100	21.3	Nebbiolo	400.00	063600	29.5
	872.81	000100	216.3		820.00	063600	84.5
	897.75	000100	609.1		1,500.00	000100	25.0
	900.00	000100	30.2		1,750.00	000100	2.0
	900.00	017500	1,192.1		1,750.00	009520	2.0
	919.87	000100	375.1		1,750.00	021000	1.0
	925.00	000100	222.6		1,800.00	000100	4.5
	950.00	000100	56.0		1,800.00	017200	2.0
	950.00	021500	36.3		2,000.00	000100	22.5
	950.00	021825	13.4		2,000.00	013600	2.0
	958.76	000100	63.7		2,000.00	017800	2.4
	960.00	021500	251.3		2,200.00	017200	1.5
	975.00	000100	741.6		2,300.00	017800	2.8
	980.00	000100	64.4		2,355.98	000100	4.8
	997.50	000100	244.2		2,450.00	013600	2.2
	1,000.00	000100	1,191.9		2,700.00	017200	0.9
	1,000.00	021000	28.3		3,000.00	020800	3.1
	1,000.00	021500	4.0		3,200.00	018050	9.3
	1,000.00	021825	12.4	Wtd. Avg. Base & Total Tons	1,290.93		202.0
	1,000.00	025400	10.5				
	1,000.00	025430	4.1	Negroamaro	820.00	063600	71.9
	1,011.40	000100	8.8	Wtd. Avg. Base & Total Tons	820.00		71.9
	1,050.00	000100	22.5				
	1,096.90	013600	5.3	Petit Verdot	300.00	000100	7.5
	1,100.00	000100	959.5		356.08	000100	12.4
	1,100.00	024300	1.0		400.00	020800	29.9
	1,125.00	000100	351.4		400.00	058780	205.9
	1,150.00	000100	172.7		400.00	066540	48.7
	1,199.63	000100	8.0		600.00	000100	34.2
	1,200.00	000100	171.7		700.00	066540	17.4
	1,200.00	013800	0.7		800.00	000100	28.8
	1,200.00	021825	21.8		1,000.00	000100	2.3
	1,200.00	024500	2.0		1,000.00	003100	70.8
	1,250.00	000100	217.6		1,000.00	021000	7.9
	1,268.24	000100	684.3		1,000.00	022800	6.7
	1,284.51	017400	288.7		1,000.00	024800	2.0
	1,290.10	000100	14.2		1,048.00	021000	1.8
	1,300.00	000100	25.7		1,075.00	000100	63.8
	1,300.00	021825	4.0		1,100.00	000100	5.6
	1,350.00	000100	39.0		1,200.00	000100	61.2
	1,400.00	000100	47.0		1,250.00	021500	1.9
	1,400.00	021200	6.0		1,250.00	022800	10.4
	1,450.00	000100	18.1		1,300.00	000100	383.4
	1,500.00	000100	22.7		1,300.00	024500	2.2
	1,500.00	013600	4.4		1,350.00	000100	1.8
	1,500.00	021200	5.9		1,356.50	021000	9.0
	1,500.00	021825	5.0		1,400.00	000100	36.3
	1,562.24	000100	15.1		1,438.00	014100	5.1
	1,600.00	000100	5.0		1,438.16	000100	8.7
	1,700.00	000100	85.2		1,500.00	000100	287.3
	1,700.00	013600	5.4		1,500.00	011800	1.0
	1,700.00	021825	29.1		1,500.00	013600	1.1
	1,750.00	000100	5.6		1,500.00	021825	15.3
	1,800.00	000100	33.7		1,500.00	025100	2.0

TABLE 8: BASE PRICE PAID TO GROWERS FOR GRAPES CRUSHED AND DELIVERED TO CALIFORNIA PROCESSORS FROM THE 2010 CROP WITH BRIX FACTORS AND PURCHASED TONNAGE, BY TYPE, VARIETY, REPORTING DISTRICT WHERE GROWN, AND WEIGHTED AVERAGE BASE PRICE.

District, Type, and Variety	Base Price	Brix	Tons	District, Type, and Variety	Base Price	Brix	Tons
	Per Ton	Factors			Per Ton	Factors	
	Dollars	Code a/			Dollars	Code a/	
DISTRICT 8 (Cont'd)							
Petit Verdot (Cont'd)	1,550.00	000100	16.8		1,316.06	000100	18.3
	1,550.00	025400	5.3		1,350.00	000100	138.6
	1,564.03	000100	19.0		1,350.00	021825	19.3
	1,600.00	022800	10.0		1,371.89	000100	35.0
	1,700.00	000100	60.0		1,400.00	000100	27.3
	1,700.00	021825	27.8		1,400.00	019300	45.4
	1,800.00	013800	0.8		1,400.00	021000	3.0
	1,800.00	021825	28.4		1,450.00	000100	38.2
	1,800.00	024600	3.0		1,500.00	000100	356.0
	1,823.26	000100	21.1		1,500.00	013800	3.4
	1,823.90	021850	3.3		1,500.00	017400	76.2
	1,900.00	000100	1.2		1,500.00	021500	1.6
	1,950.00	000100	7.2		1,500.00	021825	38.1
	2,000.00	000100	13.6		1,500.00	024500	10.3
	2,000.00	021000	1.0		1,513.00	000100	3.2
	2,118.58	000100	9.5		1,514.00	000100	5.6
	2,200.00	000100	9.4		1,514.00	021825	58.6
	2,200.00	011800	0.5		1,533.20	024500	7.0
	2,201.11	000100	1.9		1,550.00	017400	5.0
	2,202.38	000100	0.4		1,550.00	021000	3.2
	2,500.00	000100	35.5		1,600.00	000100	2.0
	3,000.00	000100	38.7		1,600.00	009520	2.0
	3,997.66	000100	1.8		1,600.00	024800	1.9
	4,600.00	024500	0.3		1,607.68	000100	22.6
Wtd. Avg. Base & Total Tons	1,252.64		1,688.9		1,633.33	021500	93.4
					1,650.00	000100	24.2
Petite Sirah	300.00	027800	2.5		1,675.98	000100	32.2
	500.00	064170	237.5		1,700.00	000100	17.2
	600.00	000100	63.2		1,700.00	021825	21.3
	600.00	020800	31.8		1,750.00	000100	21.8
	600.00	064170	951.5		1,750.00	011300	1.4
	700.00	000100	12.3		1,750.00	024800	1.4
	750.00	064170	317.9		1,800.00	000100	28.8
	750.00	064780	62.4		1,800.00	011800	3.1
	800.00	000100	228.5		1,800.00	021200	4.0
	810.00	000100	26.4		1,800.00	021825	33.4
	834.00	021000	1.7		1,800.00	024800	1.0
	850.00	021500	3.6		1,875.00	021825	8.8
	894.00	000100	177.3		1,900.00	000100	91.8
	900.00	000100	28.4		2,000.00	000100	12.8
	900.00	020800	98.4		2,000.00	003100	5.2
	900.00	021500	1.7		2,000.00	011800	2.5
	910.19	000100	73.4		2,000.00	021200	3.1
	935.00	000100	76.0		2,000.00	021500	4.3
	950.00	000100	341.2		2,000.00	021600	4.0
	960.00	000100	23.4		2,111.51	000100	3.6
	1,000.00	000100	147.1		2,150.00	000100	22.4
	1,000.00	021000	14.9		2,180.00	000100	3.8
	1,000.00	064170	76.8		2,200.00	000100	9.1
	1,000.00	067963	7.5		2,358.00	000100	1.6
	1,008.48	024500	6.0		2,400.00	021500	2.7
	1,023.05	000100	231.0		2,400.00	025100	1.6
	1,061.04	000100	2.0		2,500.00	000100	202.1
	1,107.20	014100	6.2		2,648.00	000100	4.9
	1,108.97	000100	10.2		2,719.00	000100	5.3
	1,136.24	000100	167.6		2,800.00	000100	6.2
	1,150.00	021825	10.0		3,380.00	000100	1.7
	1,171.89	000100	1.5		3,678.00	000100	2.1
	1,172.18	000100	11.8		4,000.00	021600	2.4
	1,185.19	000100	263.2	Wtd. Avg. Base & Total Tons	1,105.93		6,019.9
	1,190.34	000100	48.7	Pinot Noir	750.00	024800	6.0
	1,200.00	000100	316.2		900.00	059590	106.3
	1,200.00	020900	4.5		1,000.00	000100	16.0
	1,218.00	003100	65.2		1,000.00	020800	3.0
	1,225.00	000100	48.7		1,000.00	021500	5.1
	1,249.46	000100	11.5		1,000.00	059590	56.9
	1,250.00	000100	27.8		1,100.00	000100	66.2
	1,250.00	022900	1.0		1,100.00	014100	1.4
	1,271.50	000100	61.1		1,200.00	000100	68.8
	1,275.00	000100	13.2		1,200.00	025100	10.3
	1,300.00	000100	70.5		1,200.00	059590	806.6
	1,300.00	021825	29.6		1,250.00	000100	475.1

TABLE 8: BASE PRICE PAID TO GROWERS FOR GRAPES CRUSHED AND DELIVERED TO CALIFORNIA PROCESSORS FROM THE 2010 CROP WITH BRIX FACTORS AND PURCHASED TONNAGE, BY TYPE, VARIETY, REPORTING DISTRICT WHERE GROWN, AND WEIGHTED AVERAGE BASE PRICE.

District, Type, and Variety	Base Price	Brix	Tons	District, Type, and Variety	Base Price	Brix	Tons
	Per Ton	Factors			Per Ton	Factors	
	Dollars	Code a/			Dollars	Code a/	
DISTRICT 8 (Cont'd)					3,000.00	020800	25.9
Pinot Noir (Cont'd)	1,250.00	025400	22.1		3,000.00	021200	3.2
	1,300.00	059590	116.7		3,000.00	024800	5.4
	1,350.00	000100	73.3		3,050.00	017800	4.5
	1,400.00	000100	159.0		3,053.82	000100	9.9
	1,400.00	024500	72.0		3,068.18	000100	2.6
	1,400.00	059590	98.5		3,110.49	000100	22.4
	1,500.00	000100	241.1		3,140.00	017000	2.4
	1,500.00	017000	5.1		3,170.15	027800	18.6
	1,500.00	024500	27.3		3,185.00	017400	7.5
	1,500.00	059590	86.0		3,200.00	017400	209.0
	1,600.00	000100	391.2		3,250.00	000100	19.7
	1,600.00	020800	162.5		3,250.00	011800	2.1
	1,600.00	021500	5.0		3,250.00	017200	12.3
	1,620.00	000100	13.7		3,250.00	021000	38.8
	1,650.00	000100	155.4		3,250.00	027800	6.0
	1,681.00	007800	3.9		3,258.10	062444	35.4
	1,698.79	000100	73.0		3,261.60	000100	70.6
	1,785.00	020800	18.8		3,271.23	000100	392.5
	1,800.00	000100	90.6		3,278.00	000100	7.3
	1,800.00	024600	3.0		3,300.00	000100	29.1
	1,852.50	000100	174.1		3,350.00	000100	21.4
	1,900.00	000100	6.0		3,363.37	000100	6.1
	2,000.00	000100	67.6		3,400.00	000100	22.5
	2,000.00	021000	4.0		3,400.00	017400	2.9
	2,000.00	021500	1.4		3,409.56	000100	148.8
	2,000.00	059590	10.6		3,433.00	000100	45.9
	2,002.38	000100	25.2		3,450.00	000100	22.4
	2,100.00	021000	19.1		3,500.00	000100	463.8
	2,100.00	030050	10.1		3,500.00	011800	0.8
	2,108.25	000100	33.0		3,500.00	017200	4.3
	2,111.51	000100	105.3		3,500.00	017400	8.3
	2,125.00	000100	22.8		3,500.00	020800	1.5
	2,200.00	000100	30.5		3,500.00	021000	11.6
	2,222.00	020800	14.6		3,500.00	021200	3.3
	2,250.00	000100	179.5		3,500.00	021800	1.4
	2,250.00	027800	19.0		3,500.00	024500	1.9
	2,300.00	000100	0.8		3,500.00	027500	5.7
	2,342.65	000100	1.7		3,500.00	059590	8.1
	2,400.00	000100	64.4		3,513.27	014000	3.7
	2,418.83	000100	66.3		3,550.00	017800	2.3
	2,470.00	000100	223.8		3,566.18	021800	2.4
	2,500.00	000100	89.3		3,626.57	000100	4.2
	2,500.00	017200	5.2		3,653.10	000100	40.4
	2,500.00	017400	10.3		3,660.00	024500	65.0
	2,500.00	059590	8.5		3,692.94	000100	1.7
	2,515.00	020800	11.1		3,698.00	020800	3.8
	2,517.50	000100	35.0		3,734.00	000100	3.5
	2,573.16	000100	36.0		3,750.00	011800	4.3
	2,591.00	024800	7.1		3,750.22	000100	1.1
	2,600.00	025100	19.6		3,774.00	000100	12.6
	2,687.20	021500	1.7		3,800.00	020800	1.4
	2,714.00	000100	2.6		3,811.69	000100	6.5
	2,714.03	021500	4.9		3,820.35	000100	60.9
	2,715.08	000100	49.0		3,843.59	000100	3.4
	2,749.37	000100	1.0		3,849.48	000100	20.6
	2,750.00	000100	113.7		3,853.86	000100	40.6
	2,766.47	000100	6.2		3,934.44	000100	3.0
	2,780.00	000100	1.4		3,935.23	020700	29.8
	2,799.95	000100	10.3		3,960.86	014000	17.6
	2,800.00	000100	13.9		3,961.00	000100	3.3
	2,800.00	024500	4.0		3,961.80	027800	8.4
	2,800.00	025100	38.6		3,967.00	000100	2.1
	2,829.86	027800	22.5		3,975.05	000100	16.7
	2,837.97	000100	21.4		3,977.46	000100	8.5
	2,850.00	000100	17.6		4,000.00	000100	41.1
	2,875.75	020700	21.1		4,000.00	015800	19.5
	2,888.00	000100	11.1		4,000.00	020800	2.0
	2,900.00	021000	3.4		4,000.00	021000	2.0
	2,950.00	020800	10.0		4,000.00	021500	4.8
	2,961.45	000100	14.4		4,000.00	024500	8.4
	3,000.00	000100	30.8		4,000.00	025100	4.0
	3,000.00	017400	2.8		4,017.00	000100	10.4

TABLE 8: BASE PRICE PAID TO GROWERS FOR GRAPES CRUSHED AND DELIVERED TO CALIFORNIA PROCESSORS FROM THE 2010 CROP WITH BRIX FACTORS AND PURCHASED TONNAGE, BY TYPE, VARIETY, REPORTING DISTRICT WHERE GROWN, AND WEIGHTED AVERAGE BASE PRICE.

District, Type, and Variety	Base Price	Brix	Tons	District, Type, and Variety	Base Price	Brix	Tons
	Per Ton	Factors			Per Ton	Factors	
	Dollars	Code a/			Dollars	Code a/	
DISTRICT 8 (Cont'd)				Wtd. Avg. Base & Total Tons	1,093.22		44.7
Pinot Noir (Cont'd)	4,043.53	013800	71.4				
	4,043.53	014000	54.5	Sangiovese *	300.00	027800	1.5
	4,047.79	000100	125.7		400.00	059700	141.0
	4,200.00	000100	20.4		500.00	029300	0.7
	4,200.00	014100	1.5		600.00	021500	1.0
	4,200.00	017200	3.0		1,000.00	024500	14.8
	4,200.00	024800	4.7		1,100.00	021000	4.0
	4,200.00	029800	3.2		1,200.00	000100	7.6
	4,240.00	000100	150.4		1,200.00	021500	6.1
	4,250.00	000100	11.0		1,250.00	000100	9.0
	4,274.00	000100	15.7		1,350.00	000100	39.2
	4,287.00	029800	15.1		1,400.00	000100	12.1
	4,310.00	000100	3.5		1,442.62	000100	23.5
	4,480.00	000100	2.5		1,500.00	021200	1.9
	4,494.58	000100	36.1		1,500.00	021825	16.3
	4,500.00	000100	24.3		1,586.00	021825	22.8
	4,500.00	011800	4.6		1,600.00	000100	1.0
	4,500.00	014000	3.7		1,600.00	017800	5.3
	4,500.00	017400	7.1		1,634.88	000100	30.1
	4,500.00	020800	3.9		1,700.00	000100	28.4
	4,500.00	021000	6.3		1,700.00	011300	3.5
	4,500.00	024500	3.0		1,700.00	013600	2.5
	4,500.00	025100	5.1		1,700.00	021825	15.5
	4,500.00	029300	1.3		1,700.00	022900	9.3
	4,537.80	000100	2.5		1,750.00	000100	5.0
	4,538.03	000100	8.8		1,750.00	009520	2.0
	4,612.00	017000	1.8		1,750.00	024500	7.2
	4,722.22	000100	4.4		1,800.00	000100	25.1
	4,750.00	000100	5.3		1,850.00	000100	3.3
	4,800.00	024800	1.1		1,900.00	000100	2.6
	4,820.19	000100	2.0		2,000.00	021600	3.8
	4,850.00	021000	5.3		2,100.00	000100	3.2
	4,860.00	027120	1.3		2,116.00	013600	7.3
	4,863.59	000100	2.9		2,200.00	000100	9.4
	4,910.89	000100	19.6		2,409.00	021000	3.3
	4,971.00	029800	14.3		2,500.00	024300	13.6
	5,000.00	000100	11.0		2,550.00	017800	4.1
	5,000.00	017400	24.5		2,800.00	000100	8.3
	5,000.00	018050	24.2	Wtd. Avg. Base & Total Tons	1,290.14		495.3
	5,000.00	025100	3.2				
	5,000.00	027120	2.2	Souzao	500.00	000100	3.2
	5,043.35	024085	16.7		1,548.56	000100	0.6
	5,349.75	000100	3.7		2,400.00	000100	2.9
	5,500.00	000100	6.4		2,600.00	000100	1.0
	5,500.00	021800	1.5	Wtd. Avg. Base & Total Tons	1,570.02		7.7
	5,870.00	027120	3.1				
	6,000.00	024500	45.4	Syrah *	280.00	000100	1.9
	6,000.00	025100	20.9		400.00	020800	372.9
	6,072.00	025100	12.5		400.00	058780	43.0
	6,400.00	011800	1.0		400.00	059590	5,450.4
	6,750.00	000100	7.7		450.00	000100	110.2
	6,859.86	000100	15.9		460.00	000100	178.6
	7,589.56	011800	0.6		500.00	000100	30.6
	8,815.00	000100	2.7		500.00	020800	5.1
Wtd. Avg. Base & Total Tons	2,468.97		8,160.6		600.00	000100	30.4
					650.00	000100	119.6
Primitivo	350.00	000100	2.5		700.00	059590	194.7
	820.00	066540	125.4		718.00	000100	161.1
	1,109.00	021825	35.0		800.00	000100	738.4
	1,200.00	022800	2.8		800.00	024800	1.0
	1,250.00	024800	2.0		816.75	000100	48.6
	1,500.00	021200	0.4		850.00	000100	109.1
	1,600.00	021825	13.7		855.00	000100	16.2
	1,750.00	021825	20.4		893.00	000100	22.1
	1,900.00	000100	8.4		897.75	000100	222.2
	2,000.00	021825	13.2		900.00	000100	186.3
	2,075.00	021825	17.7		900.00	025300	1.4
Wtd. Avg. Base & Total Tons	1,182.96		241.5		902.50	000100	45.2
					917.17	000100	331.9
Refosco *	1,034.31	000100	34.6		925.00	000100	59.7
	1,200.00	000100	6.9		931.00	000100	442.2
	1,500.00	000100	3.2		931.00	021000	24.6

TABLE 8: BASE PRICE PAID TO GROWERS FOR GRAPES CRUSHED AND DELIVERED TO CALIFORNIA PROCESSORS FROM THE 2010 CROP WITH BRIX FACTORS AND PURCHASED TONNAGE, BY TYPE, VARIETY, REPORTING DISTRICT WHERE GROWN, AND WEIGHTED AVERAGE BASE PRICE.

District, Type, and Variety	Base Price	Brix	Tons	District, Type, and Variety	Base Price	Brix	Tons
	Per Ton	Factors			Per Ton	Factors	
	Dollars	Code a/			Dollars	Code a/	
DISTRICT 8 (Cont'd)					1,800.00	021000	5.3
Syrah * (Cont'd)	935.00	000100	24.8		1,800.00	021500	2.0
	946.00	000100	80.0		1,825.00	000100	6.5
	947.62	000100	389.2		1,828.77	000100	17.0
	950.00	000100	89.8		1,850.00	017800	1.0
	972.56	000100	159.8		1,900.00	000100	20.4
	1,000.00	000100	469.4		1,920.00	025100	3.1
	1,000.00	003100	62.1		1,950.00	000100	10.2
	1,000.00	021000	13.9		1,950.00	020800	1.9
	1,000.00	021500	8.9		2,000.00	000100	80.1
	1,010.00	021500	101.4		2,000.00	014000	7.8
	1,025.00	000100	87.7		2,000.00	021000	1.9
	1,050.00	000100	48.1		2,000.00	021500	7.6
	1,066.40	000100	84.5		2,000.00	021825	88.0
	1,086.00	000100	186.6		2,000.00	024300	24.4
	1,092.50	000100	327.3		2,000.78	000100	5.1
	1,100.00	000100	514.4		2,013.51	000100	275.7
	1,105.00	000100	44.3		2,021.25	022800	27.8
	1,122.00	000100	54.5		2,050.00	000100	11.8
	1,122.00	021000	1.3		2,058.00	022800	51.9
	1,122.19	000100	18.7		2,094.24	000100	19.1
	1,125.00	000100	70.8		2,100.00	014000	1.5
	1,150.00	000100	125.2		2,111.51	000100	23.7
	1,152.50	000100	26.4		2,125.00	000100	3.0
	1,164.00	000100	6.3		2,150.00	025100	13.4
	1,166.00	013800	8.0		2,200.00	000100	106.9
	1,185.00	000100	14.9		2,200.00	021600	0.8
	1,187.34	000100	100.2		2,200.00	021825	20.9
	1,187.52	000100	62.3		2,200.00	022800	24.9
	1,187.52	021825	11.7		2,200.00	024500	2.2
	1,191.00	021825	19.3		2,200.00	025300	1.0
	1,197.00	000100	192.6		2,200.00	028000	3.0
	1,200.00	000100	236.8		2,250.00	000100	62.4
	1,200.00	021825	13.2		2,250.00	024800	7.0
	1,200.00	024500	2.0		2,250.00	027600	22.0
	1,200.00	025100	0.5		2,300.00	000100	24.4
	1,203.62	000100	5.1		2,300.00	022800	25.4
	1,210.00	000100	6.8		2,305.10	000100	5.0
	1,235.98	000100	42.6		2,350.00	021825	10.1
	1,250.00	000100	75.6		2,379.00	013800	9.0
	1,300.00	000100	43.4		2,386.84	024800	7.6
	1,350.00	000100	440.1		2,400.00	000100	40.4
	1,359.29	021500	46.5		2,400.00	017400	52.1
	1,362.50	000100	22.6		2,400.00	021825	19.2
	1,397.22	017400	44.2		2,400.00	025100	1.2
	1,400.00	000100	54.9		2,400.00	025400	4.2
	1,400.00	024500	1.1		2,421.00	000100	3.3
	1,400.00	027800	5.6		2,450.42	017800	9.9
	1,402.00	000100	34.4		2,500.00	000100	19.9
	1,461.26	000100	12.4		2,500.00	013800	1.6
	1,475.00	024500	2.2		2,500.00	017400	3.2
	1,500.00	000100	137.0		2,500.00	021500	6.0
	1,500.00	021500	7.2		2,500.00	021600	1.9
	1,511.00	000100	6.1		2,500.00	021850	9.7
	1,559.18	000100	20.3		2,500.00	024500	1.6
	1,600.00	000100	134.9		2,500.00	025100	9.3
	1,648.11	000100	34.6		2,500.00	025300	1.3
	1,649.00	000100	27.3		2,625.00	000100	37.8
	1,650.00	000100	4.5		2,625.00	022900	4.5
	1,660.00	017200	2.5		2,689.66	000100	5.8
	1,700.00	000100	7.2		2,695.00	000100	10.3
	1,700.00	013400	4.9		2,750.00	000100	3.0
	1,700.00	021825	47.9		2,756.25	028000	13.6
	1,700.00	028000	10.3		2,790.34	000100	33.8
	1,717.65	000100	61.2		2,800.00	000100	20.3
	1,724.00	000100	6.9		2,800.00	025100	18.8
	1,750.00	000100	118.6		2,890.00	000100	8.4
	1,750.00	020800	3.0		2,900.00	000100	27.1
	1,750.00	027600	2.7		3,000.00	000100	4.6
	1,752.44	000100	2.3		3,000.00	017400	4.4
	1,757.14	000100	34.0		3,000.00	018000	1.1
	1,760.00	000100	12.0		3,000.00	022800	3.5
	1,800.00	000100	113.7		3,050.00	000100	2.8

TABLE 8: BASE PRICE PAID TO GROWERS FOR GRAPES CRUSHED AND DELIVERED TO CALIFORNIA PROCESSORS FROM THE 2010 CROP WITH BRIX FACTORS AND PURCHASED TONNAGE, BY TYPE, VARIETY, REPORTING DISTRICT WHERE GROWN, AND WEIGHTED AVERAGE BASE PRICE.

District, Type, and Variety	Base Price	Brix	Tons	District, Type, and Variety	Base Price	Brix	Tons
	Per Ton	Factors			Per Ton	Factors	
	Dollars	Code a/			Dollars	Code a/	
DISTRICT 8 (Cont'd)							
Syrah * (Cont'd)	3,175.36	000100	4.6		1,500.00	022800	10.5
	3,285.00	000100	6.1		1,500.00	025100	2.2
	3,336.65	000100	25.1		1,551.00	021200	5.9
	3,357.00	000100	3.5		1,650.00	000100	3.5
	3,375.00	000100	2.4		1,715.00	022800	20.8
	3,378.00	025100	2.0		1,750.00	000100	1.6
	3,402.72	011800	1.2		1,750.00	009520	2.0
	3,500.00	000100	39.9		1,750.00	014000	1.0
	3,500.00	011400	12.0		1,800.00	000100	14.9
	3,500.00	011800	4.4		1,800.00	021200	3.0
	3,500.00	021000	2.0		1,800.00	021825	17.1
	3,500.00	022800	3.4		1,800.00	024600	3.0
	3,500.00	025100	9.4		2,000.00	000100	11.9
	3,542.00	000100	1.8		2,100.00	014000	3.1
	3,600.00	024800	0.9		2,250.00	000100	3.0
	3,648.89	021850	8.3		2,500.00	021500	5.6
	3,877.74	011800	2.2		2,600.00	022800	11.2
	4,000.00	000100	32.4		4,000.00	021600	14.1
	4,000.00	011800	2.3	Wtd. Avg. Base & Total Tons	948.88		908.9
	4,000.00	021500	1.3	Teroldego	820.00	063600	65.4
	4,000.00	021600	56.1		1,500.00	022800	3.3
	4,000.00	024300	2.1	Wtd. Avg. Base & Total Tons	852.66		68.7
	4,000.00	025100	3.6				
	4,016.44	069215	7.4	Tinta Cao	1,204.26	000100	1.7
	4,039.19	000100	0.9		1,500.00	022800	4.0
	4,200.00	000100	6.0		2,400.00	000100	3.2
	4,207.92	011800	2.0	Wtd. Avg. Base & Total Tons	1,767.11		8.9
	4,537.77	000100	6.5				
	4,600.00	028100	1.1	Tinta Madeira	1,262.58	000100	3.9
	4,809.37	000100	16.0	Wtd. Avg. Base & Total Tons	1,262.58		3.9
	4,838.00	000100	6.1				
	4,900.00	025100	1.9	Touriga Nacional *	500.00	000100	2.5
	5,092.00	000100	0.8		600.00	011800	1.6
	5,192.63	021000	4.6		1,384.09	000100	4.0
	5,232.13	000100	5.4		1,439.13	000100	5.6
	7,200.00	000100	4.5		1,500.00	000100	0.9
	8,604.99	021000	7.2		1,500.00	022800	2.7
	10,000.00	000100	0.8		2,000.00	017400	11.5
Wtd. Avg. Base & Total Tons	974.39		15,966.5		2,400.00	000100	4.4
					2,500.00	000100	1.0
Tannat	820.00	067550	49.3		2,550.00	000100	7.0
	1,000.00	003400	7.0	Wtd. Avg. Base & Total Tons	1,823.19		41.2
	1,500.00	011800	0.9				
	1,650.00	000100	1.7	Zinfandel	62.50	000100	0.8
	2,000.00	000100	6.3		200.00	027800	2.5
	2,200.00	000100	33.9		250.00	001400	256.0
	2,350.00	021825	4.5		300.00	000100	76.2
	2,500.00	000100	4.2		325.00	010700	191.9
	3,707.30	021800	1.5		350.00	000100	60.2
Wtd. Avg. Base & Total Tons	1,513.24		109.3		350.00	066540	21.7
					350.00	067550	868.1
Tempranillo *	300.00	027800	1.0		400.00	000100	12.2
	400.00	059700	206.3		400.00	067550	27.3
	600.00	011800	4.3		500.00	000100	153.4
	700.00	000100	79.9		600.00	000100	238.3
	800.00	059700	134.9		600.00	006700	866.2
	820.00	059700	155.0		650.00	000100	443.0
	900.00	000100	53.4		675.00	000100	73.7
	1,000.00	000100	4.5		700.00	000100	89.5
	1,009.00	003100	43.9		750.00	000100	337.9
	1,100.00	020800	4.4		750.00	011800	0.8
	1,100.00	024300	2.1		750.00	021200	1.0
	1,103.00	000100	24.2		800.00	000100	108.6
	1,147.31	000100	19.4		800.00	021825	22.1
	1,185.20	000100	15.8		800.00	027600	135.9
	1,200.00	000100	4.0		820.00	067550	144.7
	1,200.00	021200	7.3		850.00	000100	12.4
	1,200.00	021500	2.4		850.00	024800	30.0
	1,250.00	000100	1.3		892.39	000100	104.6
	1,250.00	021200	2.0		893.00	000100	16.6
	1,300.00	000100	6.0		900.00	000100	15.0
	1,400.00	000100	2.4		900.00	021500	10.1

TABLE 8: BASE PRICE PAID TO GROWERS FOR GRAPES CRUSHED AND DELIVERED TO CALIFORNIA PROCESSORS FROM THE 2010 CROP WITH BRIX FACTORS AND PURCHASED TONNAGE, BY TYPE, VARIETY, REPORTING DISTRICT WHERE GROWN, AND WEIGHTED AVERAGE BASE PRICE.

District, Type, and Variety	Base Price	Brix	Tons	District, Type, and Variety	Base Price	Brix	Tons
	Per Ton	Factors			Per Ton	Factors	
	Dollars	Code a/			Dollars	Code a/	
DISTRICT 8 (Cont'd)							
Zinfandel (Cont'd)	900.00	067550	189.5		2,300.00	022900	1.7
	913.85	000100	278.8		2,350.00	000100	17.4
	925.00	000100	95.8		2,400.00	000100	26.1
	950.00	000100	249.1		2,400.00	021825	46.1
	952.02	000100	20.5		2,487.52	022800	24.3
	1,000.00	000100	476.0		2,500.00	000100	133.7
	1,000.00	021000	27.5		2,500.00	019500	9.6
	1,000.00	021825	10.2		2,500.00	021825	180.1
	1,000.00	024800	42.7		2,500.00	025400	1.0
	1,058.81	021825	48.6		2,700.00	000100	3.2
	1,080.00	000100	17.8		2,700.00	024500	2.0
	1,095.58	000100	5.9		2,800.00	000100	145.5
	1,100.00	000100	14.2		2,800.00	021850	3.9
	1,106.13	000100	28.4		3,000.00	000100	116.2
	1,200.00	000100	780.9		4,000.00	021600	8.9
	1,200.00	024800	1.5	Wtd. Avg. Base & Total Tons	1,062.82		9,049.5
	1,200.00	025400	1.5	Other Red b/	300.00	000100	58.6
	1,200.00	026900	4.0		800.00	021500	4.1
	1,201.06	000100	178.2		1,397.00	021825	16.3
	1,225.00	000100	58.0		2,500.00	021500	1.0
	1,236.00	000100	44.8	Wtd. Avg. Base & Total Tons	576.64		80.0
	1,260.00	024500	5.0	DISTRICT 9			
	1,300.00	021000	5.2	WINE GRAPES (WHITE)			
	1,350.00	000100	13.0	Chardonnay *			
	1,350.00	013800	5.5		160.00	000800	306.5
	1,400.00	000100	6.5		220.00	038300	350.7
	1,400.00	021200	7.3		300.00	000100	1,150.2
	1,434.72	000100	60.2		400.00	000100	2,124.4
	1,450.00	021200	9.0		400.00	044490	497.0
	1,500.00	000100	52.1		433.38	000100	2,114.6
	1,500.00	011800	3.9		500.00	044490	3,521.2
	1,500.00	021000	8.5		544.81	000100	641.8
	1,500.00	021500	0.5		550.00	021000	779.1
	1,500.00	021825	6.7		750.00	017400	2.0
	1,500.00	024800	7.7		750.00	022600	14.5
	1,500.00	027800	1.2		1,188.00	017200	1.1
	1,500.00	028100	2.1		1,200.00	000100	3.7
	1,531.09	000100	46.8		1,500.00	000100	9.0
	1,599.27	000100	5.5	Wtd. Avg. Base & Total Tons	434.76		11,515.8
	1,600.00	021825	29.2	Chenin Blanc	350.00	038210	67.1
	1,600.00	024500	3.0		525.00	021000	232.5
	1,650.00	000100	29.3		800.00	013800	0.4
	1,667.00	021825	20.0	Wtd. Avg. Base & Total Tons	486.23		300.0
	1,700.00	024500	2.5	French Colombard	245.00	041700	118.5
	1,740.90	021500	526.6		800.00	013800	0.3
	1,750.00	000100	1.0	Wtd. Avg. Base & Total Tons	246.40		118.8
	1,750.00	024800	1.5	Gewurztraminer	550.00	010900	20.9
	1,800.00	000100	73.2		900.00	017400	0.5
	1,800.00	021825	54.3		1,069.60	017200	6.5
	1,800.00	027800	3.3	Wtd. Avg. Base & Total Tons	677.33		27.9
	1,820.00	024800	2.2	Grenache Blanc	1,200.00	000100	4.1
	1,825.00	000100	59.9		1,990.00	000100	0.4
	1,850.00	000100	3.1	Wtd. Avg. Base & Total Tons	1,270.22		4.5
	1,900.00	021825	14.6	Malvasia Bianca	600.00	024300	2.5
	1,970.00	000100	13.9	Wtd. Avg. Base & Total Tons	600.00		2.5
	2,000.00	000100	18.4	Marsanne	1,500.00	000100	3.4
	2,000.00	021825	59.0	Wtd. Avg. Base & Total Tons	1,500.00		3.4
	2,000.00	025400	7.1	Muscat of Alexandria	350.00	000100	2,932.1
	2,000.00	027800	4.4		426.65	000100	115.4
	2,062.50	021200	13.3		450.00	017000	7.6
	2,075.00	021825	14.5		500.00	017000	27.9
	2,100.00	000100	18.2	Wtd. Avg. Base & Total Tons	354.47		3,083.0
	2,100.00	021825	25.6	Pinot Gris *	350.00	010650	675.0
	2,100.00	022800	6.1		350.00	010900	14.8
	2,200.00	000100	22.1				
	2,200.00	021825	29.9				
	2,200.00	025100	19.6				
	2,200.00	025300	5.9				
	2,200.00	025400	7.2				
	2,250.00	021825	16.7				
	2,282.09	024800	12.4				
	2,300.00	000100	70.5				

TABLE 8: BASE PRICE PAID TO GROWERS FOR GRAPES CRUSHED AND DELIVERED TO CALIFORNIA PROCESSORS FROM THE 2010 CROP WITH BRIX FACTORS AND PURCHASED TONNAGE, BY TYPE, VARIETY, REPORTING DISTRICT WHERE GROWN, AND WEIGHTED AVERAGE BASE PRICE.

District, Type, and Variety	Base Price	Brix	Tons	District, Type, and Variety	Base Price	Brix	Tons
	Per Ton	Factors			Per Ton	Factors	
	Dollars	Code a/			Dollars	Code a/	
DISTRICT 9 (Cont'd)				Wtd. Avg. Base & Total Tons			
Pinot Gris * (Cont'd)	360.00	001300	47.6		1,200.00		1.0
	400.00	001400	61.8	Malbec	1,200.00	000100	0.7
	700.00	000100	110.3		1,500.00	000100	1.0
	1,900.00	017200	2.1	Wtd. Avg. Base & Total Tons	1,376.47		1.7
Wtd. Avg. Base & Total Tons	399.83		911.6				
				Mataro *	550.00	017200	1.5
Roussanne	3,084.00	000100	2.6		1,200.00	000100	1.8
Wtd. Avg. Base & Total Tons	3,084.00		2.6		1,500.00	000100	0.6
					1,800.00	000100	4.2
Sauvignon Blanc	350.00	040490	106.2	Wtd. Avg. Base & Total Tons	1,412.96		8.1
	500.00	000100	124.0				
	800.00	013400	1.0	Merlot	390.00	066123	884.8
	1,000.00	000100	1.1		400.00	002600	436.6
	1,200.00	000100	2.3		450.00	059590	477.0
Wtd. Avg. Base & Total Tons	442.58		234.6		457.65	000100	913.3
					550.00	021000	152.6
Semillon	1,200.00	000100	3.4		850.00	013400	1.0
Wtd. Avg. Base & Total Tons	1,200.00		3.4		928.00	021000	1.9
					1,000.00	000100	4.5
Symphony	365.00	000800	161.9	Wtd. Avg. Base & Total Tons	432.98		2,871.7
Wtd. Avg. Base & Total Tons	365.00		161.9				
				Nebbiolo	550.00	017200	3.2
Viognier	250.00	010900	24.5	Wtd. Avg. Base & Total Tons	550.00		3.2
	486.00	000100	1.8				
	700.00	025400	167.7	Negroamaro	800.00	027800	0.5
	1,200.00	000100	0.1	Wtd. Avg. Base & Total Tons	800.00		0.5
	1,250.00	000100	1.0				
	1,700.00	000100	1.0	Petit Verdot	1,500.00	000100	1.0
	1,800.00	000100	2.2	Wtd. Avg. Base & Total Tons	1,500.00		1.0
Wtd. Avg. Base & Total Tons	662.73		198.3				
				Petite Sirah	350.00	013600	53.4
Other White b/	800.00	000100	2.3		425.00	064800	56.3
Wtd. Avg. Base & Total Tons	800.00		2.3		600.00	059590	186.0
					650.00	022900	7.1
WINE GRAPES (RED)					1,100.00	000100	17.8
Aglianico	800.00	017400	1.0		1,156.82	000100	0.7
Wtd. Avg. Base & Total Tons	800.00		1.0		1,300.00	000100	1.6
					1,300.00	021000	2.0
Barbera	250.00	000100	1.0	Wtd. Avg. Base & Total Tons	566.03		324.9
	550.00	000100	4.8				
Wtd. Avg. Base & Total Tons	498.28		5.8	Pinot Noir	400.00	000100	511.4
					546.60	000100	0.2
Cabernet Franc	600.00	000100	12.0		700.00	021000	290.2
	800.00	000100	2.6		900.00	021000	333.3
Wtd. Avg. Base & Total Tons	635.62		14.6		1,500.00	017200	1.6
					2,200.00	020800	6.5
Cabernet Sauvignon	450.00	000100	730.2		2,380.00	021000	0.8
	450.00	062590	809.0		2,600.00	017200	2.1
	497.31	000100	1,343.8	Wtd. Avg. Base & Total Tons	638.55		1,146.1
	500.00	000100	7.5				
	500.00	062590	204.0	Primitivo	1,200.00	017400	2.0
	650.00	021000	258.4	Wtd. Avg. Base & Total Tons	1,200.00		2.0
Wtd. Avg. Base & Total Tons	487.53		3,352.9				
				Sangiovese *	500.00	000100	1.0
Carmin	600.00	011300	7.9	Wtd. Avg. Base & Total Tons	500.00		1.0
Wtd. Avg. Base & Total Tons	600.00		7.9				
				Syrah *	350.00	000100	699.6
Cinsaut *	831.00	000100	2.0		350.00	020800	74.0
Wtd. Avg. Base & Total Tons	831.00		2.0		450.00	000100	85.4
					450.00	024300	217.8
Counoise	1,280.00	000100	1.3		550.00	017200	2.5
Wtd. Avg. Base & Total Tons	1,280.00		1.3		600.00	021200	0.5
					650.00	000100	4.7
Grenache *	215.00	000100	452.2		800.00	013400	0.8
	215.00	000800	428.8		900.00	000100	34.2
	850.00	000100	1.5		1,100.00	021200	0.6
	1,200.00	000100	1.4		1,200.00	000100	2.8
	2,050.00	000100	1.6		1,300.00	028100	0.5
	2,708.00	000100	9.5		1,500.00	000100	5.6
Wtd. Avg. Base & Total Tons	247.35		895.0		1,700.00	000100	6.5
					2,166.00	000100	4.1
Lagrein	1,200.00	000100	1.0	Wtd. Avg. Base & Total Tons	418.00		1,139.6

TABLE 8: BASE PRICE PAID TO GROWERS FOR GRAPES CRUSHED AND DELIVERED TO CALIFORNIA PROCESSORS FROM THE 2010 CROP WITH BRIX FACTORS AND PURCHASED TONNAGE, BY TYPE, VARIETY, REPORTING DISTRICT WHERE GROWN, AND WEIGHTED AVERAGE BASE PRICE.

District, Type, and Variety	Base Price	Brix	Tons	District, Type, and Variety	Base Price	Brix	Tons
	Per Ton	Factors			Per Ton	Factors	
	Dollars	Code a/			Dollars	Code a/	
DISTRICT 9 (Cont'd)							
Tannat	1,200.00	000100	0.7	Marsanne	500.00	000100	1.5
Wtd. Avg. Base & Total Tons	1,200.00		0.7		1,250.00	000100	6.0
					1,440.00	000100	2.7
					1,440.00	017000	3.9
Tempranillo *	450.00	000100	40.4		1,440.00	017200	0.6
	1,800.00	000100	3.2		1,500.00	000100	1.2
Wtd. Avg. Base & Total Tons	549.08		43.6		1,600.00	000100	2.1
					1,600.00	027000	0.9
Teroldego	750.00	021200	0.8	Wtd. Avg. Base & Total Tons	1,334.29		18.9
Wtd. Avg. Base & Total Tons	750.00		0.8				
				Moscato Gaillo *	1,200.00	000100	4.0
Zinfandel	200.00	000100	98.7	Wtd. Avg. Base & Total Tons	1,200.00		4.0
	200.00	007050	97.4				
	220.00	037700	1,417.7	Muscat Blanc *	400.00	000100	12.0
	350.00	005600	3,770.4		500.00	000100	8.3
	350.00	007600	2,644.8		650.00	020800	4.8
	350.00	013600	104.5		900.00	000100	6.1
	500.00	024800	11.0		1,000.00	024500	6.2
	1,000.00	021200	0.3		1,100.00	000100	5.0
	1,100.00	017600	1.2		1,250.00	000100	15.4
	1,228.80	021000	1.4		1,300.00	000100	2.1
	2,000.00	000100	5.0		1,350.00	000100	0.6
Wtd. Avg. Base & Total Tons	325.28		8,152.4		1,400.00	000100	2.3
				Wtd. Avg. Base & Total Tons	880.10		62.8
DISTRICT 10							
RAISIN GRAPES							
Thompson Seedless	220.00	038300	3,463.3	Muscat Orange	900.00	000100	12.2
Wtd. Avg. Base & Total Tons	220.00		3,463.3		1,000.00	017800	0.7
					1,000.00	024500	1.0
					1,100.00	000100	2.5
					1,250.00	000100	5.5
WINE GRAPES (WHITE)							
Albarino	850.00	000100	2.0	Wtd. Avg. Base & Total Tons	1,018.49		21.9
	1,200.00	000100	9.8				
Wtd. Avg. Base & Total Tons	1,140.68		11.8	Pinot Gris *	500.00	000100	18.3
					500.00	021000	10.0
Chardonnay *	500.00	000100	103.4		800.00	020600	1.6
	500.00	024800	6.0		1,000.00	000100	1.0
	900.00	020800	2.0		1,000.00	017800	1.1
	950.00	000100	2.3		1,092.81	000100	7.1
	1,000.00	000100	6.1		1,100.00	000100	2.8
	1,000.00	021000	46.5		1,200.00	000100	13.0
	1,000.00	026700	1.5		1,500.00	000100	4.2
	1,000.00	064800	2.8	Wtd. Avg. Base & Total Tons	850.57		59.1
	1,041.25	000100	7.0				
	1,088.72	000100	4.0	Roussanne	675.00	024500	1.2
	1,100.00	000100	4.0		800.00	000100	0.8
	1,100.00	027600	4.0		900.00	017200	1.0
	1,200.00	000100	8.3		1,200.00	000100	8.6
	1,200.00	021000	32.7		1,200.00	024500	8.3
	1,200.00	024500	15.3		1,200.00	027800	5.5
	1,200.00	024800	4.8		1,440.00	000100	2.9
	1,250.00	021200	6.0		1,440.00	017000	2.0
	1,267.40	019200	91.0		1,500.00	000100	0.6
	1,275.00	018000	1.2		1,600.00	000100	6.8
	1,300.00	000100	3.9		1,600.00	014400	2.1
	1,400.00	000100	4.3		1,600.00	017700	1.0
	1,500.00	000100	4.0		1,775.00	000100	1.5
	1,500.00	017200	3.7	Wtd. Avg. Base & Total Tons	1,316.51		42.3
Wtd. Avg. Base & Total Tons	976.84		364.8				
Chenin Blanc	174.00	000100	4.6	Sauvignon Blanc	500.00	000100	313.8
	300.00	000100	3.2		600.00	017200	11.4
	800.00	000100	1.0		678.20	000100	14.4
Wtd. Avg. Base & Total Tons	290.95		8.8		725.00	000100	27.0
					800.00	000100	8.8
Grenache Blanc	1,100.00	017000	1.1		900.00	000100	9.1
	1,200.00	000100	5.8		900.00	013400	13.4
	1,500.00	000100	3.5		900.00	017800	1.3
Wtd. Avg. Base & Total Tons	1,290.38		10.4		915.00	007600	1.0
					1,000.00	000100	21.6
Malvasia Bianca	350.00	000100	2.1		1,000.00	011000	3.3
Wtd. Avg. Base & Total Tons	350.00		2.1		1,100.00	018900	6.2
					1,100.00	024500	6.0
					1,150.00	000100	5.5
					1,200.00	000100	39.1

TABLE 8: BASE PRICE PAID TO GROWERS FOR GRAPES CRUSHED AND DELIVERED TO CALIFORNIA PROCESSORS FROM THE 2010 CROP WITH BRIX FACTORS AND PURCHASED TONNAGE, BY TYPE, VARIETY, REPORTING DISTRICT WHERE GROWN, AND WEIGHTED AVERAGE BASE PRICE.

District, Type, and Variety	Base Price	Brix	Tons	District, Type, and Variety	Base Price	Brix	Tons
	Per Ton	Factors			Per Ton	Factors	
	Dollars	Code a/			Dollars	Code a/	
DISTRICT 10 (Cont'd)					1,076.22	000100	3.1
Sauvignon Blanc (Cont'd)	1,200.00	020800	3.8		1,400.00	000100	2.0
	1,200.00	027800	6.0	Wtd. Avg. Base & Total Tons	859.97		21.7
	1,300.00	000100	2.1				
	1,400.00	000100	2.1	Alvarelhao	500.00	000100	2.0
Wtd. Avg. Base & Total Tons	668.38		495.9	Wtd. Avg. Base & Total Tons	2,100.00	000100	1.5
Semillon	650.00	000100	3.5		1,185.71		3.5
	750.00	000100	0.7	Barbera	400.00	000100	16.0
	800.00	000100	1.2		500.00	000100	22.8
	850.00	000100	3.0		500.00	021100	10.0
	1,000.00	017200	1.1		750.00	000100	3.1
	1,100.00	017800	0.6		750.00	017800	1.6
Wtd. Avg. Base & Total Tons	799.01		10.1		769.13	000100	178.7
Symphony	400.00	000100	52.3		800.00	000100	18.3
Wtd. Avg. Base & Total Tons	400.00		52.3		900.00	021600	2.9
					1,000.00	000100	43.4
Verdelho	450.00	000100	13.4		1,000.00	014100	4.0
	900.00	000100	6.2		1,000.00	022900	4.0
	1,200.00	000100	3.7		1,000.00	024500	4.1
	1,300.00	000100	1.7		1,000.00	025400	1.3
	1,500.00	024500	1.5		1,000.00	027600	1.7
Wtd. Avg. Base & Total Tons	773.96		26.5		1,100.00	000100	1.9
					1,200.00	000100	35.2
Vermentino *	1,300.00	000100	1.2		1,200.00	021000	13.8
	1,500.00	000100	3.2		1,200.00	024500	3.1
	1,775.00	000100	2.5		1,200.00	028000	3.2
Wtd. Avg. Base & Total Tons	1,564.86		6.9		1,200.00	029300	1.5
					1,200.00	030870	1.7
Viognier	500.00	000100	26.2		1,215.72	000100	4.3
	700.00	021000	2.3		1,220.00	000100	4.3
	800.00	000100	2.6		1,225.00	024800	3.0
	800.00	024800	2.3		1,225.00	024800	3.0
	1,000.00	000100	1.5		1,243.00	000100	4.6
	1,150.00	000100	5.1		1,265.38	000100	37.7
	1,200.00	000100	15.4		1,300.00	000100	2.4
	1,200.00	014000	2.5		1,300.00	000100	2.0
	1,200.00	021500	1.6		1,350.00	000100	2.0
	1,270.00	000100	0.2		1,400.00	000100	66.4
	1,300.00	013800	4.0		1,400.00	017700	2.0
	1,300.00	017200	1.2		1,400.00	021000	6.0
	1,350.00	000100	2.0		1,400.00	024500	5.1
	1,350.00	024800	5.1		1,450.00	000100	45.4
	1,355.20	000100	2.8		1,450.00	022900	18.0
	1,400.00	000100	2.4		1,450.00	024500	4.4
	1,400.00	027800	2.4		1,450.00	025100	3.2
	1,400.00	070680	4.5		1,450.00	025400	10.7
	1,440.00	000100	2.0		1,450.00	025400	10.7
	1,500.00	000100	4.4		1,450.00	027800	3.4
	1,500.00	017700	1.1		1,450.00	070554	1.0
	1,500.00	017800	0.5		1,495.00	000100	9.9
	1,500.00	021500	0.8		1,500.00	000100	6.0
	1,500.00	024500	8.0		1,500.00	017700	2.0
	1,500.00	027500	3.8		1,500.00	025100	5.3
	1,600.00	000100	23.8		1,500.00	029125	5.1
	1,600.00	021200	2.7		1,600.00	000100	47.9
	1,800.00	000100	7.2		1,600.00	025400	0.9
	3,656.00	000100	1.7		1,620.00	000100	0.4
Wtd. Avg. Base & Total Tons	1,250.28		140.1	Wtd. Avg. Base & Total Tons	2,400.00	000100	7.2
					1,800.00	024500	5.7
					2,400.00	000100	7.2
				Wtd. Avg. Base & Total Tons	1,121.49		686.6
				Beclan	1,000.00	000100	1.3
				Wtd. Avg. Base & Total Tons	1,000.00		1.3
WINE GRAPES (RED)							
Aglianico	1,000.00	000100	8.4	Cabernet Franc	147.72	018000	1.8
	1,200.00	021000	1.1		400.00	000100	29.6
Wtd. Avg. Base & Total Tons	1,023.16		9.5		500.00	000100	14.8
					550.00	000100	6.8
Alicante Bouschet *	500.00	000100	0.4		600.00	000100	67.3
	600.00	000100	1.7		600.00	024800	2.0
	600.00	028000	5.5		800.00	000100	2.1
	700.00	017200	2.8		800.00	027500	3.5
	950.00	000100	3.1		1,000.00	000100	24.1
	1,000.00	000100	2.1		1,000.00	017000	2.0
	1,000.00	014000	1.0		1,000.00	020800	2.3

TABLE 8: BASE PRICE PAID TO GROWERS FOR GRAPES CRUSHED AND DELIVERED TO CALIFORNIA PROCESSORS FROM THE 2010 CROP WITH BRIX FACTORS AND PURCHASED TONNAGE, BY TYPE, VARIETY, REPORTING DISTRICT WHERE GROWN, AND WEIGHTED AVERAGE BASE PRICE.

District, Type, and Variety	Base Price	Brix	Tons	District, Type, and Variety	Base Price	Brix	Tons
	Per Ton	Factors			Per Ton	Factors	
	Dollars	Code a/			Dollars	Code a/	
DISTRICT 10 (Cont'd)							
Cabernet Franc (Cont'd)	1,100.00	000100	4.4	Carmenere	1,000.00	000100	1.6
	1,144.36	000100	3.8	Wtd. Avg. Base & Total Tons	1,000.00		1.6
	1,147.94	000100	1.2	Charbono	800.00	000100	3.1
	1,150.00	000100	3.4		1,200.00	000100	0.8
	1,151.58	000100	0.5		1,239.24	000100	4.1
	1,175.00	000100	1.0		1,250.00	000100	1.9
	1,200.00	000100	7.6	Wtd. Avg. Base & Total Tons	1,100.59		9.9
	1,250.00	000100	2.5	Cinsaut *	910.59	000100	4.1
	1,250.00	029125	2.2		1,177.85	000100	0.5
	1,300.00	018000	2.0		1,200.00	000100	1.7
	1,300.00	021200	2.7	Wtd. Avg. Base & Total Tons	1,009.90		6.3
	1,400.00	000100	15.1	Counoise	1,600.00	000100	0.4
	1,400.00	017700	8.4	Wtd. Avg. Base & Total Tons	1,600.00		0.4
	1,400.00	021200	2.0	Dolcetto	800.00	000100	1.3
	1,450.00	000100	4.6		1,000.00	000100	3.2
	1,450.00	017400	0.5		1,000.00	017800	1.6
	1,450.00	021000	0.8		1,300.00	000100	1.8
	1,500.00	000100	29.0		1,400.00	021000	3.0
	1,500.00	021000	14.5		1,462.00	000100	0.8
	1,500.00	022900	2.2		1,500.00	000100	3.7
	1,600.00	000100	1.9		1,500.00	021000	1.0
	2,000.00	021000	0.4		1,500.00	024800	2.0
Wtd. Avg. Base & Total Tons	942.63		267.0	Wtd. Avg. Base & Total Tons	1,282.59		18.4
Cabernet Sauvignon	450.00	000100	133.5	Freisa	1,000.00	000100	0.8
	500.00	000100	38.6	Wtd. Avg. Base & Total Tons	1,000.00		0.8
	500.00	027600	1.0	Gamay Noir Au Jus Blanc	1,500.00	000100	7.3
	550.00	000100	6.6	Wtd. Avg. Base & Total Tons	1,500.00		7.3
	700.00	000100	67.5	Graciano	1,100.00	000100	3.6
	700.00	002600	17.0		1,200.00	000100	2.3
	750.00	000100	10.0		2,800.00	000100	2.2
	800.00	000100	23.5	Wtd. Avg. Base & Total Tons	1,590.12		8.1
	866.00	000100	3.0	Grenache *	600.00	029125	0.8
	900.00	000100	6.9		800.00	018800	3.6
	900.00	025100	2.5		850.00	000100	2.7
	1,000.00	000100	149.7		900.00	017000	8.2
	1,000.00	020800	5.8		900.00	017200	1.5
	1,100.00	000100	16.4		1,000.00	000100	7.1
	1,115.40	000100	2.5		1,000.00	024500	10.7
	1,124.62	000100	223.3		1,000.00	027800	2.0
	1,149.04	000100	7.2		1,100.00	000100	4.6
	1,149.25	000100	6.3		1,200.00	000100	5.8
	1,150.64	000100	5.5		1,200.00	022900	1.0
	1,200.00	024500	5.9		1,300.00	025100	1.8
	1,200.00	024800	2.0		1,350.00	000100	11.3
	1,250.00	000100	12.3		1,388.39	000100	4.0
	1,250.00	021200	1.0		1,394.00	000100	1.8
	1,275.00	018000	4.0		1,400.00	000100	8.9
	1,294.09	019400	93.3		1,450.00	024500	1.0
	1,300.00	017200	1.0		1,500.00	000100	3.0
	1,300.00	025400	2.5		1,500.00	021000	4.9
	1,350.00	000100	5.2		1,500.00	024500	10.9
	1,400.00	000100	19.1		1,525.00	018000	2.0
	1,400.00	017400	1.0		1,600.00	000100	7.7
	1,400.00	017700	6.0		1,600.00	024800	2.0
	1,400.00	021000	21.3		1,600.00	027000	4.2
	1,400.00	024500	10.9		1,650.00	000100	5.9
	1,500.00	000100	410.4		1,800.00	000100	4.7
	1,500.00	021000	0.9		2,500.00	014000	1.6
	1,500.00	022900	2.1		3,656.00	000100	5.0
	1,600.00	017700	2.0	Wtd. Avg. Base & Total Tons	1,405.89		128.7
	1,800.00	000100	0.8	Malbec	500.00	000100	2.2
	2,200.00	027800	1.7		800.00	000100	5.3
	2,508.00	021000	2.6		900.00	000100	0.8
Wtd. Avg. Base & Total Tons	1,132.54		1,332.8		900.00	002600	7.2
Carignane	990.71	000100	3.2				
	1,200.00	000100	3.2				
	1,400.00	000100	4.7				
	2,000.00	000100	3.4				
Wtd. Avg. Base & Total Tons	1,406.23		14.5				

TABLE 8: BASE PRICE PAID TO GROWERS FOR GRAPES CRUSHED AND DELIVERED TO CALIFORNIA PROCESSORS FROM THE 2010 CROP WITH BRIX FACTORS AND PURCHASED TONNAGE, BY TYPE, VARIETY, REPORTING DISTRICT WHERE GROWN, AND WEIGHTED AVERAGE BASE PRICE.

District, Type, and Variety	Base Price	Brix	Tons	District, Type, and Variety	Base Price	Brix	Tons
	Per Ton	Factors			Per Ton	Factors	
	Dollars	Code a/			Dollars	Code a/	
DISTRICT 10 (Cont'd)							
Malbec (Cont'd)	1,000.00	000100	16.4		1,250.00	021200	0.9
	1,400.00	000100	7.3		1,295.26	019400	124.4
	1,400.00	017700	3.2		1,400.00	000100	8.8
	1,400.00	021000	4.0		1,400.00	021000	16.4
	1,400.00	029125	3.6		1,400.00	024500	1.0
	1,450.00	000100	2.0		1,400.00	027000	8.4
	1,500.00	024500	5.5		1,450.00	000100	1.0
	1,514.15	000100	4.4	Wtd. Avg. Base & Total Tons	1,015.12		737.0
	1,600.00	017700	3.0	Mission	1,200.00	000100	5.6
	1,600.00	025100	3.4		3,000.00	000100	5.0
	1,680.00	000100	1.9	Wtd. Avg. Base & Total Tons	2,049.06		10.6
	1,700.00	021200	2.0	Montepulciano	1,000.00	000100	0.4
	1,800.00	000100	3.1	Wtd. Avg. Base & Total Tons	1,000.00		0.4
	1,800.00	027800	2.0	Muscat Hamburg *	1,331.59	000100	1.5
	2,250.00	000100	1.2		1,500.00	000100	4.0
Wtd. Avg. Base & Total Tons	2,400.00	000100	0.6	Wtd. Avg. Base & Total Tons	1,454.07		5.5
	1,292.59		79.1	Nebbiolo	200.00	000100	1.0
Mataro *	500.00	000100	2.0		1,000.00	000100	3.6
	600.00	029125	1.7		1,200.00	000100	1.4
	675.00	024500	13.4		1,400.00	011100	1.0
	800.00	000100	1.0		1,620.00	000100	2.3
	1,000.00	024500	9.7		1,700.00	018000	2.0
	1,000.00	026800	1.1	Wtd. Avg. Base & Total Tons	1,239.47		11.3
	1,100.00	000100	1.5	Petit Verdot	500.00	000100	8.1
	1,200.00	000100	11.4		600.00	002600	28.6
	1,250.00	000100	1.0		1,000.00	000100	5.1
	1,300.00	021200	3.2		1,000.00	024300	3.2
	1,350.00	017200	1.8		1,100.00	000100	4.0
	1,379.00	000100	1.5		1,200.00	021600	1.2
	1,400.00	000100	12.1		1,400.00	000100	0.5
	1,400.00	017700	3.0		1,450.00	024500	0.6
	1,403.58	000100	1.0		1,466.96	000100	1.3
	1,450.00	024500	1.6		1,500.00	000100	54.4
	1,500.00	000100	12.5		1,600.00	000100	4.9
	1,500.00	021000	2.1		1,600.00	027800	2.0
	1,600.00	000100	5.1		1,625.00	018000	0.5
	1,600.00	017700	1.7	Wtd. Avg. Base & Total Tons	2,250.00	000100	1.1
	1,600.00	018000	6.1		1,166.71		115.5
	1,600.00	024800	1.7	Petite Sirah	500.00	000100	60.9
	1,600.00	027000	5.3		600.00	017000	3.0
	1,650.00	000100	9.4		700.00	021000	2.6
	1,800.00	000100	4.9		800.00	000100	16.9
Wtd. Avg. Base & Total Tons	3,656.00	000100	2.0		800.00	024800	0.6
	1,342.52		117.8		900.00	029200	6.0
Merlot	300.00	000100	11.0		1,000.00	000100	21.2
	300.00	017000	12.0		1,000.00	027600	2.9
	300.00	017200	12.0		1,010.96	000100	55.1
	354.00	000100	4.4		1,100.00	000100	11.6
	500.00	000100	75.6		1,100.00	024500	2.6
	500.00	027600	1.8		1,200.00	000100	18.6
	800.00	000100	8.0		1,200.00	021200	0.8
	800.00	024800	1.0		1,200.00	024500	1.1
	950.00	000100	12.0		1,200.00	027800	0.7
	1,000.00	000100	257.5		1,214.90	019400	22.9
	1,000.00	017400	1.9		1,250.00	000100	5.6
	1,000.00	017800	1.0		1,257.42	000100	6.4
	1,000.00	020800	1.4		1,267.00	000100	0.5
	1,000.00	021600	0.5		1,275.00	000100	1.0
	1,000.00	024800	14.9		1,300.00	000100	5.5
	1,001.01	024300	4.6		1,400.00	000100	28.3
	1,075.00	018000	0.5		1,400.00	018000	2.0
	1,077.47	000100	4.2		1,400.00	027600	3.0
	1,080.17	000100	10.6		1,402.20	000100	9.2
	1,092.10	000100	5.0		1,450.00	017400	2.5
	1,100.00	000100	5.8		1,450.00	022900	3.5
	1,200.00	000100	116.1		1,500.00	000100	12.7
	1,200.00	024500	5.0		1,500.00	018000	2.0
	1,200.00	024800	2.0				
	1,200.00	025100	1.8				
	1,200.00	027600	5.5				

TABLE 8: BASE PRICE PAID TO GROWERS FOR GRAPES CRUSHED AND DELIVERED TO CALIFORNIA PROCESSORS FROM THE 2010 CROP WITH BRIX FACTORS AND PURCHASED TONNAGE, BY TYPE, VARIETY, REPORTING DISTRICT WHERE GROWN, AND WEIGHTED AVERAGE BASE PRICE.

District, Type, and Variety	Base Price	Brix	Tons	District, Type, and Variety	Base Price	Brix	Tons
	Per Ton	Factors			Per Ton	Factors	
	Dollars	Code a/			Dollars	Code a/	
DISTRICT 10 (Cont'd)							
Petite Sirah (Cont'd)	1,500.00	021200	1.0		1,500.00	000100	4.3
	1,500.00	024500	12.0		1,500.00	017700	3.1
	1,500.00	024800	1.5		1,500.00	022900	2.0
	1,600.00	000100	12.2		1,500.00	024800	1.4
	1,600.00	017800	2.3		1,526.21	000100	18.6
	1,600.00	024800	2.8		1,600.00	021000	6.5
	1,600.00	025100	3.7		1,600.00	025100	2.1
	1,600.00	027000	5.7		1,841.73	000100	8.1
	1,650.00	000100	8.0	Wtd. Avg. Base & Total Tons	1,109.46		209.6
	1,800.00	000100	8.9	Souzao	500.00	000100	2.0
	1,800.00	021000	9.2		1,000.00	000100	2.7
	2,200.00	000100	1.0		1,100.00	000100	3.1
	2,400.00	000100	0.9		1,325.00	018000	1.0
	2,800.00	000100	5.0		2,100.00	000100	0.5
Wtd. Avg. Base & Total Tons	1,159.52		383.9	Wtd. Avg. Base & Total Tons	1,019.89		9.3
Pinot Noir	800.00	000100	1.1	Syrah *	250.00	000100	4.0
	1,000.00	017000	2.0		354.00	000100	6.8
	1,500.00	020800	2.2		450.00	000100	42.7
	1,800.00	000100	4.1		500.00	000100	11.9
Wtd. Avg. Base & Total Tons	1,442.55		9.4		550.00	000100	2.1
Pinotage	1,000.00	000100	4.7		675.00	024500	3.5
	1,500.00	000100	8.0		700.00	024600	5.8
	1,500.00	027800	2.0		800.00	000100	17.6
	1,625.00	018000	4.0		850.00	000100	3.0
Wtd. Avg. Base & Total Tons	1,401.07		18.7		900.00	000100	8.2
Primitivo	500.00	000100	4.2		950.00	000100	29.0
	650.00	017200	12.4		950.00	024500	11.8
	800.00	000100	0.5		1,000.00	000100	36.9
	1,000.00	000100	5.1		1,000.00	014100	1.0
	1,200.00	000100	14.6		1,000.00	018800	2.2
	1,200.00	022900	2.0		1,000.00	021000	6.0
	1,250.00	000100	7.1		1,000.00	024500	12.1
	1,300.00	000100	9.1		1,000.00	025100	3.3
	1,400.00	000100	6.9		1,010.96	000100	171.8
	1,400.00	024800	10.0		1,025.00	024500	1.4
	1,500.00	000100	3.8		1,100.00	021200	2.7
	1,800.00	000100	5.7		1,100.00	024500	2.2
	2,200.00	000100	1.5		1,155.21	000100	81.7
Wtd. Avg. Base & Total Tons	1,196.68		82.9		1,200.00	000100	17.2
Sangiovese *	300.00	000100	15.0		1,200.00	024500	9.4
	375.00	000100	22.8		1,200.00	025100	0.9
	500.00	000100	4.1		1,221.73	000100	1.0
	700.00	017200	8.4		1,250.00	021200	2.8
	800.00	000100	1.0		1,275.00	000100	1.0
	800.00	027500	1.3		1,277.95	000100	2.5
	900.00	000100	11.0		1,280.00	000100	4.9
	1,000.00	000100	13.7		1,280.10	000100	7.2
	1,000.00	025100	1.4		1,300.00	000100	16.4
	1,100.00	000100	5.9		1,300.00	017200	3.2
	1,100.00	024500	2.0		1,317.51	019400	63.7
	1,150.00	017800	1.7		1,322.87	000100	8.5
	1,200.00	000100	2.9		1,350.00	000100	2.0
	1,200.00	024500	1.9		1,400.00	000100	23.3
	1,200.00	024800	1.0		1,400.00	000100	2.0
	1,225.00	024500	5.2		1,400.00	070900	3.0
	1,254.88	000100	1.9		1,440.00	000100	3.3
	1,257.96	000100	11.4		1,450.00	024500	2.0
	1,300.00	000100	3.9		1,450.00	025100	2.0
	1,300.00	021500	8.7		1,500.00	000100	16.8
	1,300.00	024500	1.9		1,500.00	021000	4.0
	1,325.00	018000	2.5		1,500.00	024500	36.7
	1,350.00	000100	2.0		1,500.00	028100	4.5
	1,400.00	000100	4.2		1,500.00	030600	1.0
	1,400.00	027800	3.0		1,600.00	000100	5.9
	1,450.00	000100	5.6		1,600.00	024800	4.8
	1,450.00	022900	4.0		1,600.00	027000	6.9
	1,450.00	024500	13.0		1,650.00	000100	20.5
	1,450.00	025400	2.1		1,720.51	000100	2.0
					1,800.00	000100	22.2
					1,800.00	018000	5.4
					2,000.00	024500	10.3

TABLE 8: BASE PRICE PAID TO GROWERS FOR GRAPES CRUSHED AND DELIVERED TO CALIFORNIA PROCESSORS FROM THE 2010 CROP WITH BRIX FACTORS AND PURCHASED TONNAGE, BY TYPE, VARIETY, REPORTING DISTRICT WHERE GROWN, AND WEIGHTED AVERAGE BASE PRICE.

District, Type, and Variety	Base Price	Brix	Tons	District, Type, and Variety	Base Price	Brix	Tons
	Per Ton	Factors			Per Ton	Factors	
	Dollars	Code a/			Dollars	Code a/	
DISTRICT 10 (Cont'd)					850.00	064410	6.8
Syrah * (Cont'd)	2,800.00	000100	10.8		875.00	000100	12.5
	3,656.00	000100	14.9		900.00	000100	20.6
Wtd. Avg. Base & Total Tons	1,210.60		810.7		900.00	020800	26.2
					900.00	021200	1.9
Tannat	800.00	029800	2.3		900.00	022900	25.5
Wtd. Avg. Base & Total Tons	800.00		2.3		900.00	024500	123.9
					906.67	000100	6.0
Tempranillo *	350.00	000100	2.8		950.00	000100	68.9
	400.00	000100	49.7		975.00	000100	5.6
	500.00	000100	10.0		1,000.00	000100	37.9
	500.00	021100	5.0		1,000.00	017200	1.5
	800.00	000100	8.8		1,000.00	022900	26.0
	850.00	000100	5.0		1,000.00	024500	5.8
	950.00	000100	4.4		1,000.00	025100	3.1
	1,000.00	000100	7.4		1,000.00	026900	9.6
	1,000.00	024800	0.3		1,000.00	027600	3.0
	1,100.00	000100	9.0		1,000.00	070740	22.0
	1,100.00	021000	5.1		1,010.96	000100	279.5
	1,100.00	024500	1.2		1,050.00	020900	27.6
	1,150.00	000100	3.9		1,050.00	024400	27.6
	1,200.00	000100	5.9		1,069.00	000100	0.5
	1,200.00	022900	1.5		1,069.28	000100	14.3
	1,200.00	024500	1.6		1,078.05	000100	4.5
	1,200.00	024800	1.9		1,081.00	000100	2.1
	1,225.00	024800	3.0		1,081.10	000100	81.5
	1,300.00	000100	24.4		1,081.73	000100	12.8
	1,400.00	000100	11.4		1,100.00	000100	19.4
	1,500.00	000100	3.1		1,100.00	017200	3.0
	1,800.00	000100	5.4		1,100.00	020800	22.9
	1,800.00	027800	0.9		1,100.00	024500	11.2
	2,100.00	000100	0.2		1,100.00	027000	2.5
	2,200.00	000100	1.2		1,100.41	000100	1.7
	2,800.00	000100	8.1		1,150.00	000100	3.7
Wtd. Avg. Base & Total Tons	987.91		181.2		1,177.45	000100	38.2
					1,180.56	000100	53.8
Teroldego	800.00	000100	1.0		1,200.00	000100	778.3
	1,010.96	000100	19.0		1,200.00	021000	5.2
Wtd. Avg. Base & Total Tons	1,000.41		20.0		1,200.00	024800	0.9
					1,200.00	027000	2.5
Tinta Cao	500.00	000100	2.0		1,225.00	000100	17.4
	1,200.00	000100	1.0		1,250.00	000100	132.1
	1,250.00	000100	0.5		1,250.00	020800	22.5
	2,100.00	000100	1.3		1,250.00	025100	6.8
Wtd. Avg. Base & Total Tons	1,157.29		4.8		1,250.00	027600	3.6
					1,300.00	000100	506.8
Touriga Nacional *	500.00	000100	2.0		1,321.58	000100	457.7
	2,100.00	000100	1.9		1,350.00	000100	91.6
Wtd. Avg. Base & Total Tons	1,279.49		3.9		1,350.00	025100	3.2
					1,379.90	026900	1.8
Trousseau *	500.00	000100	2.0		1,400.00	000100	45.2
	2,100.00	000100	0.4		1,400.00	024500	35.2
Wtd. Avg. Base & Total Tons	766.67		2.4		1,400.00	024800	5.2
					1,430.00	024500	5.1
Zinfandel	125.00	000100	6.9		1,440.00	000100	9.3
	150.00	000100	5.5		1,450.00	000100	5.1
	250.00	007050	527.6		1,450.00	024800	4.0
	400.00	000100	139.6		1,450.00	025100	2.1
	400.00	017400	174.6		1,450.00	070608	4.0
	400.00	021000	14.3		1,470.00	000100	19.3
	500.00	000100	48.9		1,500.00	000100	205.8
	525.00	020800	106.5		1,500.00	022900	16.5
	600.00	000100	233.5		1,500.00	024500	11.8
	600.00	024600	3.7		1,500.00	025100	4.0
	625.00	000100	1.8		1,500.00	027000	5.1
	700.00	000100	52.7		1,500.00	027500	1.5
	700.00	024600	3.2		1,525.00	000100	24.0
	750.00	000100	43.1		1,550.00	000100	109.4
	769.13	000100	38.1		1,553.40	000100	2.1
	800.00	000100	81.0		1,600.00	000100	55.9
	800.00	021200	1.7		1,600.00	024500	21.1
	800.00	024500	23.5		1,600.00	024800	1.5
	850.00	000100	27.5		1,700.00	000100	2.9

TABLE 8: BASE PRICE PAID TO GROWERS FOR GRAPES CRUSHED AND DELIVERED TO CALIFORNIA PROCESSORS FROM THE 2010 CROP WITH BRIX FACTORS AND PURCHASED TONNAGE, BY TYPE, VARIETY, REPORTING DISTRICT WHERE GROWN, AND WEIGHTED AVERAGE BASE PRICE.

District, Type, and Variety	Base Price	Brix	Tons	District, Type, and Variety	Base Price	Brix	Tons
	Per Ton	Factors			Per Ton	Factors	
	Dollars	Code a/			Dollars	Code a/	
DISTRICT 10 (Cont'd)					450.00	000100	5,610.9
Zinfandel (Cont'd)	1,700.00	025100	2.5		450.00	002000	2,951.9
	1,700.00	029200	2.0		450.00	002200	2,823.4
	1,700.00	070651	8.6		450.00	016800	5,209.3
	1,730.39	000100	48.4		450.00	017000	3,444.1
	1,750.00	000100	9.7		450.00	044490	2,649.0
	1,800.00	000100	84.0		450.00	045390	602.0
	1,800.00	024500	5.8		450.00	062800	860.1
	1,850.00	000100	39.3		450.00	064800	90.4
	1,900.00	000100	11.4		465.00	017400	573.2
	2,000.00	000100	72.3		472.62	000100	186.1
	2,200.00	000100	9.2		473.61	000100	1,696.0
	2,315.00	024500	21.6		474.03	000100	574.6
	2,400.00	000100	15.2		474.68	017000	1,201.6
	2,800.00	000100	9.0		475.00	000100	1,543.3
Wtd. Avg. Base & Total Tons	1,059.83		5,512.8		475.80	000100	634.8
					476.72	000100	239.6
Other Red b/	300.00	000100	22.9		495.38	000100	534.3
	1,000.00	000100	2.1		497.89	000100	363.8
	1,010.96	000100	2.1		498.75	000100	197.9
	1,200.00	000100	5.1		499.43	000100	658.9
	1,250.00	000100	7.2		499.92	000100	425.0
	1,300.00	000100	9.0		500.00	000100	15,100.8
	1,500.00	016800	2.0		500.00	002000	4,706.2
	1,700.00	018000	0.5		500.00	002200	2,211.0
	2,100.00	000100	0.1		500.00	002300	38.3
Wtd. Avg. Base & Total Tons	823.00		51.0		500.00	004290	63.4
					500.00	013600	2.0
					500.00	017000	416.8
DISTRICT 11					500.00	020600	1.6
TABLE GRAPES					500.00	044490	5,540.7
Flame Tokay	190.00	000100	192.7		500.00	064800	2,991.6
	200.00	000100	676.1		500.00	000100	1,656.2
	200.00	000300	68.0		544.81	000100	96.9
Wtd. Avg. Base & Total Tons	197.94		936.8		545.00	000100	654.3
					548.63	000100	118.3
WINE GRAPES (WHITE)					550.00	017200	1.6
Albarino	500.00	000100	7.2		550.00	017400	1,717.7
	1,100.00	000100	1.3		570.00	000100	207.9
	1,200.00	000100	3.0		575.00	017400	178.5
	1,200.00	018800	5.0		583.61	000100	442.2
Wtd. Avg. Base & Total Tons	886.67		16.5		600.00	000100	245.0
					600.00	009400	8.5
Burger *	200.00	004900	2,799.0		600.00	011400	17.5
Wtd. Avg. Base & Total Tons	200.00		2,799.0		600.00	017400	112.5
					600.00	024500	354.1
Chardonnay *	200.00	004025	2.0		612.00	017400	1,423.6
	200.00	062800	566.0		625.00	000100	334.5
	250.00	000100	1,900.5		700.00	000100	1,505.9
	275.00	000100	180.5		700.00	013400	1,029.1
	300.00	000100	2,617.4		800.00	009400	10.0
	300.00	017200	10.0	Wtd. Avg. Base & Total Tons	444.65		123,578.5
	325.00	000100	178.6				
	343.60	000100	573.4	Chenin Blanc	275.00	000100	1,772.5
	346.27	000100	98.3		300.00	010900	202.4
	347.93	000100	173.2		375.00	000100	169.4
	348.88	000100	1,534.3		450.00	038210	122.4
	350.00	000100	6,561.3		720.00	013400	1.2
	350.00	010900	977.8	Wtd. Avg. Base & Total Tons	294.38		2,267.9
	350.00	017000	122.7				
	350.00	044490	4,492.6	French Colombard	225.00	000100	74.2
	350.00	064800	679.6		270.09	007600	193.4
	375.00	000100	465.7		275.00	001600	2,179.3
	375.00	002000	7,555.9		280.00	010900	183.1
	375.00	002200	52.0		300.00	041700	419.6
	375.00	020800	616.6	Wtd. Avg. Base & Total Tons	277.21		3,049.6
	380.00	020800	333.1				
	400.00	000100	15,656.2	Gewurztraminer	409.57	000100	62.5
	400.00	020800	284.2		600.00	010900	49.3
	423.27	000100	151.3	Wtd. Avg. Base & Total Tons	493.54		111.8
	423.56	000100	574.2				
	433.38	000100	1,242.2	Gray Riesling *	550.00	010900	37.5
	433.41	064800	194.1	Wtd. Avg. Base & Total Tons	550.00		37.5
	435.00	054496	1,529.5				

TABLE 8: BASE PRICE PAID TO GROWERS FOR GRAPES CRUSHED AND DELIVERED TO CALIFORNIA PROCESSORS FROM THE 2010 CROP WITH BRIX FACTORS AND PURCHASED TONNAGE, BY TYPE, VARIETY, REPORTING DISTRICT WHERE GROWN, AND WEIGHTED AVERAGE BASE PRICE.

District, Type, and Variety	Base Price	Brix	Tons	District, Type, and Variety	Base Price	Brix	Tons
	Per Ton	Factors			Per Ton	Factors	
	Dollars	Code a/			Dollars	Code a/	
DISTRICT 11 (Cont'd)					675.00	000100	193.6
Grenache Blanc	500.00	000100	25.7		675.00	041700	1,281.8
	1,000.00	017400	0.6		700.00	000100	76.5
Wtd. Avg. Base & Total Tons	511.41		26.3		700.00	017000	151.4
					750.00	014100	1.4
Malvasia Bianca	345.00	000800	605.0		846.00	000100	45.9
	350.00	041700	210.5		850.00	000100	426.3
	353.00	000800	430.2		1,050.00	000100	10.7
Wtd. Avg. Base & Total Tons	348.61		1,245.7	Wtd. Avg. Base & Total Tons	468.33		37,147.2
Marsanne	400.00	000100	3.5	Roussanne	500.00	000100	13.5
	565.36	000100	114.7		800.00	000100	6.6
	900.00	000100	1.9		800.00	017400	16.8
Wtd. Avg. Base & Total Tons	565.84		120.1		1,000.00	013400	0.9
					1,050.00	000100	5.8
Moscato Gaillo *	600.00	000100	20.1		1,100.00	011400	3.8
	700.00	000100	9.0	Wtd. Avg. Base & Total Tons	773.00		47.4
Wtd. Avg. Base & Total Tons	630.93		29.1				
Muscat Blanc *	400.00	000100	25.2	Sauvignon Blanc	250.00	017000	231.1
	450.00	000100	69.1		300.00	000100	732.8
	450.00	015900	146.6		300.00	010900	80.9
	500.00	000100	38.9		300.00	011100	3.0
	500.00	029125	2.0		325.00	000100	1,605.7
	550.00	000100	3.3		325.00	001000	223.0
	550.00	019000	21.1		325.00	017000	117.8
	600.00	017000	13.6		350.00	000100	987.2
	700.00	000100	11.2		350.00	010900	351.2
	800.00	000100	1.1		360.00	001000	949.7
	1,050.00	000100	2.8		375.00	040490	13.5
Wtd. Avg. Base & Total Tons	480.25		334.9		400.00	000100	893.9
					400.00	011100	199.4
					400.00	017000	420.8
Muscat Orange	500.00	000100	457.6		415.37	000100	283.9
	500.00	017000	25.9		425.00	000100	963.1
	550.00	019000	23.0		425.00	017000	84.0
Wtd. Avg. Base & Total Tons	502.27		506.5		448.87	000100	430.1
					450.00	000100	2,187.7
					450.00	015200	280.2
Muscat of Alexandria	375.00	017000	364.4		450.00	017000	1,115.2
	400.00	000100	51.4		459.21	000100	945.1
Wtd. Avg. Base & Total Tons	378.09		415.8		459.23	000100	89.0
					477.78	000100	342.0
					481.84	000100	444.4
Pinot Gris *	300.00	000100	4.1		495.39	000100	202.7
	345.00	010900	124.5		495.45	000100	426.7
	350.00	000100	10,574.2		500.00	000100	2,064.6
	400.00	000100	6,020.9		500.00	011100	613.0
	450.00	000100	1,094.4		525.00	013600	145.0
	450.00	001300	3,172.5		532.00	000100	124.5
	450.00	009900	267.1		550.00	013600	151.0
	450.00	041700	432.1		550.00	015800	114.4
	466.94	000100	95.8		561.00	010900	206.6
	500.00	000100	2,056.0		600.00	000100	76.1
	500.00	009400	1.0		700.00	013600	71.9
	500.00	017000	1,404.7		800.00	016800	3.0
	548.94	017000	519.7		800.00	017200	26.5
	548.94	041700	1,024.3	Wtd. Avg. Base & Total Tons	425.90		18,200.7
	550.00	000100	626.1				
	550.00	017000	420.7				
	550.00	041700	784.1				
	574.26	000100	405.8	Semillon	385.00	010900	503.6
	574.74	000100	864.2		400.00	000100	309.8
	575.00	000100	391.7		400.00	010900	78.8
	575.00	009900	116.1		416.84	000100	369.2
	600.00	000100	483.3		437.38	000100	318.8
	600.00	018800	776.2		500.00	000100	180.4
	600.00	041700	1,016.5	Wtd. Avg. Base & Total Tons	416.26		1,760.6
	603.48	000100	700.4				
	608.82	000100	316.4	St. Emilion *	700.00	017400	0.5
	622.64	000100	106.0	Wtd. Avg. Base & Total Tons	700.00		0.5
	622.64	015700	383.6				
	625.00	000100	109.7	Symphony	350.00	000100	185.9
	650.00	000100	234.3		350.00	018800	50.9
	650.00	009900	56.6		350.00	038700	63.1
	650.00	041700	376.6		375.00	038700	464.0

TABLE 8: BASE PRICE PAID TO GROWERS FOR GRAPES CRUSHED AND DELIVERED TO CALIFORNIA PROCESSORS FROM THE 2010 CROP WITH BRIX FACTORS AND PURCHASED TONNAGE, BY TYPE, VARIETY, REPORTING DISTRICT WHERE GROWN, AND WEIGHTED AVERAGE BASE PRICE.

District, Type, and Variety	Base Price	Brix	Tons	District, Type, and Variety	Base Price	Brix	Tons
	Per Ton	Factors			Per Ton	Factors	
	Dollars	Code a/			Dollars	Code a/	
DISTRICT 11 (Cont'd)				Wtd. Avg. Base & Total Tons	300.00		0.4
Symphony (Cont'd)	400.00	000100	1,167.4	WINE GRAPES (RED)			
	425.00	000100	184.2	Alicante Bouschet *	450.00	000100	168.1
	1,000.00	000100	7.3		450.00	059535	1,104.8
Wtd. Avg. Base & Total Tons	391.70		2,122.8		475.00	054495	98.0
Torrontes	950.00	000100	2.3		500.00	000100	148.0
	1,100.00	000100	9.1		550.00	011400	0.8
	1,200.00	000100	5.8		850.00	000100	3.6
Wtd. Avg. Base & Total Tons	1,113.66		17.2		875.00	000100	35.0
Verdelho	500.00	000100	5.3		1,000.00	024500	2.0
	1,100.00	000100	24.6	Wtd. Avg. Base & Total Tons	1,500.00	020800	29.6
Wtd. Avg. Base & Total Tons	993.65		29.9		486.75		1,589.9
Vermentino *	500.00	000100	513.1	Alvarelhao	950.00	000100	2.0
	550.00	000100	26.0		1,100.00	000100	2.7
Wtd. Avg. Base & Total Tons	502.41		539.1	Wtd. Avg. Base & Total Tons	1,036.17		4.7
Viognier	285.00	010900	521.9	Barbera	100.00	014100	4.0
	300.00	000100	288.9		300.00	000100	4.1
	350.00	000100	193.5		350.00	013600	56.2
	350.00	010900	14.8		400.00	000100	15.3
	350.00	044450	188.9		415.00	066122	29.6
	350.00	069220	214.0		450.00	000100	153.9
	375.00	010900	114.4		500.00	000100	319.3
	400.00	000100	569.4		500.00	009500	1.5
	400.00	010900	98.2		500.00	014100	0.5
	450.00	000100	144.6		546.36	000100	321.7
	450.00	067160	183.5		600.00	000100	10.8
	500.00	000100	75.5		650.00	025450	4.0
	500.00	064800	156.0		750.00	000100	4.1
	500.00	067415	29.6		850.00	024300	5.0
	500.00	069220	97.5		900.00	000100	10.4
	500.00	069479	1,001.9		900.00	025450	4.0
	500.00	069625	159.0		1,200.00	000100	16.2
	500.00	070400	336.1		1,250.00	000100	1.0
	540.00	066153	1,172.9	Wtd. Avg. Base & Total Tons	515.21		961.6
	550.00	067410	227.4	Cabernet Franc	100.00	014100	7.9
	550.00	069479	203.7		300.00	000100	1.7
	550.00	069655	466.4		350.00	000100	482.4
	562.05	000100	116.2		350.00	062590	519.9
	570.00	000100	496.8		400.00	000100	21.5
	579.50	000100	224.3		400.00	013600	85.7
	596.29	000100	100.7		425.00	000100	563.7
	598.50	000100	229.9		700.00	017800	39.6
	600.00	026500	573.5		1,400.00	000100	1.9
	600.00	064800	271.4		2,000.00	024800	3.2
	750.00	000100	305.6	Wtd. Avg. Base & Total Tons	388.62		1,727.5
	800.00	000100	12.5	Cabernet Sauvignon	300.00	000100	2,007.5
	800.00	014100	7.7		350.00	000100	356.3
	800.00	017400	56.3		350.00	013600	40.6
	850.00	000100	4.0		350.00	017000	635.3
	900.00	000100	4.3		400.00	000100	310.1
	1,000.00	013800	3.4		425.00	013600	267.5
	1,000.00	017400	4.2		428.82	000100	227.8
	1,050.00	000100	3.5		428.82	056900	634.6
	1,100.00	011400	3.4		445.00	024500	1,050.8
	1,200.00	000100	2.0		450.00	000100	16,180.4
Wtd. Avg. Base & Total Tons	502.36		8,877.8		450.00	027800	4.5
White Riesling *	500.00	000100	4.7		450.00	062590	3,943.7
	500.00	010900	70.8		450.00	064800	206.8
	500.00	037750	25.2		475.00	002600	1,313.1
	500.00	038205	368.4		475.00	059534	1,078.0
	500.00	038215	304.0		475.00	066152	13,971.7
	515.00	013100	68.9		482.22	000100	527.0
	550.00	000100	17.6		482.42	000100	752.8
	600.00	000100	155.3		484.98	017100	747.7
	800.00	017400	0.9		484.98	023000	167.8
Wtd. Avg. Base & Total Tons	517.44		1,015.8		485.00	000100	314.7
Other White b/	300.00	013600	0.4		490.82	000100	780.0
					490.82	017000	2,565.0

TABLE 8: BASE PRICE PAID TO GROWERS FOR GRAPES CRUSHED AND DELIVERED TO CALIFORNIA PROCESSORS FROM THE 2010 CROP WITH BRIX FACTORS AND PURCHASED TONNAGE, BY TYPE, VARIETY, REPORTING DISTRICT WHERE GROWN, AND WEIGHTED AVERAGE BASE PRICE.

District, Type, and Variety	Base Price	Brix	Tons	District, Type, and Variety	Base Price	Brix	Tons
	Per Ton	Factors			Per Ton	Factors	
	Dollars	Code a/			Dollars	Code a/	
DISTRICT 11 (Cont'd)							
Cabernet Sauvignon (Cont'd)	490.82	049000	1,013.0		350.00	013600	74.6
	490.82	064800	483.6		350.00	054505	38.5
	492.26	000100	1,118.2		350.00	062442	344.6
	492.26	056900	454.1		372.73	000100	102.1
	497.31	000100	650.5		400.00	000100	13.0
	497.31	020800	867.8		424.62	000100	239.8
	500.00	000100	16,884.1		450.00	000100	1.0
	500.00	013600	48.0		450.00	011400	48.3
	500.00	017400	4.7		500.00	000100	22.4
	500.00	024300	3,318.4		500.00	017800	42.1
	500.00	024500	44.1		600.00	000100	17.0
	500.00	055310	473.8		800.00	000100	2.6
	500.00	061300	284.6		1,000.00	000100	7.0
	500.00	064800	2,305.5	Wtd. Avg. Base & Total Tons	383.91		1,223.8
	500.00	066121	1,786.4	Carmelian	200.00	038300	48.2
	500.00	066122	714.5	Wtd. Avg. Base & Total Tons	200.00		48.2
	510.00	066122	243.1				
	510.50	000100	1,346.9	Charbono	700.00	000100	1.0
	521.60	000100	324.0	Wtd. Avg. Base & Total Tons	700.00		1.0
	523.11	000100	678.2				
	525.00	000100	494.8	Cinsaut *	550.00	000100	131.6
	525.00	024300	140.8		800.00	012900	2.3
	533.27	000100	225.1		950.00	000100	1.7
	545.00	024500	454.3		1,200.00	000100	18.1
	547.04	000100	131.3		1,500.00	017800	18.4
	550.00	000100	1,768.8	Wtd. Avg. Base & Total Tons	727.22		172.1
	550.00	017200	238.9				
	550.00	019500	665.3	Dolcetto	100.00	014100	18.5
	550.00	020900	198.5	Wtd. Avg. Base & Total Tons	100.00		18.5
	550.00	023000	89.3				
	550.00	061300	1,761.6	Early Burgundy	700.00	017400	2.0
	553.78	000100	62.3	Wtd. Avg. Base & Total Tons	700.00		2.0
	575.00	000100	629.4				
	575.00	019500	254.2	Graciano	800.00	017400	0.8
	575.00	021000	79.3		900.00	000100	26.4
	600.00	000100	389.4		1,000.00	000100	3.3
	600.00	017400	489.5		1,000.00	017200	0.5
	600.00	025450	2.0	Wtd. Avg. Base & Total Tons	909.68		31.0
	600.00	064800	1,231.0				
	612.60	000100	872.7	Grenache *	450.00	000100	304.9
	613.52	019000	5.9		500.00	017800	2.2
	623.78	000100	379.3		600.00	000100	39.2
	637.50	019500	896.3		700.00	021200	2.7
	642.20	000100	418.8		900.00	017200	1.0
	647.73	000100	234.6		950.00	000100	7.4
	650.00	000100	659.3		1,000.00	020800	1.0
	650.00	017600	5.2		1,100.00	000100	6.0
	650.00	056900	131.9		1,100.00	011400	1.2
	675.00	000100	115.1		1,200.00	000100	5.3
	700.00	000100	232.3		1,400.00	000100	4.8
	705.53	000100	1,811.2	Wtd. Avg. Base & Total Tons	515.42		375.7
	740.00	066190	442.1				
	750.00	002600	310.1	Malbec	100.00	014100	11.2
	750.00	021000	6.8		300.00	000100	105.6
	750.00	070740	160.6		400.00	000100	496.2
	775.00	000100	1,295.5		450.00	000100	9.5
	775.00	025100	151.4		550.00	000100	309.8
	800.00	000100	2.0		550.00	064800	73.5
	900.00	000100	96.5		575.00	064800	425.5
	900.00	013400	1.1		600.00	052500	559.4
	1,000.00	000100	120.8		600.00	061300	127.6
	1,000.00	014100	3.6		625.00	000100	21.2
	1,050.00	000100	394.5		630.00	000100	255.6
	1,200.00	000100	1.3		650.00	002600	388.9
	1,250.00	000100	2.4		800.00	000100	1.7
	1,800.00	013600	0.5		800.00	017200	13.9
	1,800.00	024500	1.6		850.00	000100	3.0
Wtd. Avg. Base & Total Tons	502.29		99,186.4		900.00	002300	46.3
					1,100.00	000100	4.0
Carignane	250.00	000100	23.2		1,100.00	014100	2.0
	325.00	013600	65.0	Wtd. Avg. Base & Total Tons	558.20		2,854.9
	350.00	000100	182.6				

TABLE 8: BASE PRICE PAID TO GROWERS FOR GRAPES CRUSHED AND DELIVERED TO CALIFORNIA PROCESSORS FROM THE 2010 CROP WITH BRIX FACTORS AND PURCHASED TONNAGE, BY TYPE, VARIETY, REPORTING DISTRICT WHERE GROWN, AND WEIGHTED AVERAGE BASE PRICE.

District, Type, and Variety	Base Price	Brix	Tons	District, Type, and Variety	Base Price	Brix	Tons
	Per Ton	Factors			Per Ton	Factors	
	Dollars	Code a/			Dollars	Code a/	
DISTRICT 11 (Cont'd)							
Mataro *	400.00	000100	1.3	Wtd. Avg. Base & Total Tons	1,100.00	000100	2.8
	800.00	017800	15.4		478.10		66,192.8
	1,000.00	000100	4.0	Montepulciano	100.00	014100	7.5
	1,100.00	000100	3.9	Wtd. Avg. Base & Total Tons	100.00		7.5
	1,200.00	000100	1.0				
	2,000.00	000100	2.8	Muscat Hamburg *	700.00	000100	79.6
Wtd. Avg. Base & Total Tons	983.45		28.4	Wtd. Avg. Base & Total Tons	700.00		79.6
Merlot	100.00	014100	7.5	Nebbiolo	1,250.00	000100	0.5
	275.00	000100	951.4	Wtd. Avg. Base & Total Tons	1,250.00		0.5
	300.00	000100	2.5				
	325.00	000100	51.0	Petit Verdot	300.00	000100	83.8
	350.00	000100	2,127.3		400.00	000100	463.2
	400.00	000100	2,713.5		400.00	013600	33.5
	400.00	013600	9.6		500.00	000100	47.8
	400.00	015800	192.4		549.58	056900	221.9
	400.00	052500	1,084.5		582.78	000100	120.8
	400.00	064800	285.5		598.49	000100	43.7
	400.00	066152	3,673.3		600.00	000100	535.0
	413.44	000100	395.3		600.00	066155	1,130.6
	416.93	000100	103.8		600.00	070655	132.1
	425.00	000100	52.3		650.00	000100	18.9
	425.00	013600	76.0		650.00	056900	73.9
	425.00	015800	249.0		700.00	017200	1.2
	425.00	059590	3,115.4		700.00	019500	294.6
	430.00	064800	800.8		700.00	022800	53.0
	445.00	020800	508.8		800.00	017400	1.8
	446.70	017100	181.1	Wtd. Avg. Base & Total Tons	568.45		3,255.8
	446.72	000100	615.6				
	450.00	000100	2,716.7	Petite Sirah	250.00	013600	4.6
	450.00	059590	1,152.4		300.00	000100	5.1
	450.00	061300	66.7		350.00	013600	25.6
	450.00	066122	1,892.6		400.00	000100	293.1
	457.65	000100	1,459.8		450.00	000100	531.7
	457.65	017000	81.6		500.00	000100	807.8
	458.89	000100	259.2		500.00	014100	3.8
	458.89	017000	1,256.6		500.00	025300	0.2
	458.89	064800	1,058.4		500.00	028000	3.0
	469.01	000100	218.9		509.61	000100	117.5
	469.01	021100	368.8		510.20	000100	604.1
	475.00	000100	10.4		525.00	000100	146.9
	475.00	020900	217.1		525.00	046000	135.6
	481.74	000100	733.9		534.49	000100	128.8
	500.00	000100	21,183.8		548.56	064175	126.1
	500.00	017200	251.8		550.00	000100	203.7
	500.00	017400	1.0		550.00	013600	2.6
	500.00	020900	488.0		550.00	026500	65.9
	500.00	024300	2,223.0		550.00	064800	1,150.7
	500.00	046000	419.3		561.21	000100	204.5
	500.00	052500	845.0		600.00	000100	513.6
	500.00	056900	509.7		600.00	011600	13.1
	500.00	061300	613.6		600.00	020800	411.7
	500.00	064175	402.5		600.00	064800	1,125.9
	500.00	066122	293.2		600.00	066124	2,882.5
	503.42	000100	238.8		600.00	070740	1,761.2
	524.53	000100	538.1		603.38	000100	113.6
	525.00	000100	474.6		625.00	064800	392.5
	525.00	019500	1,062.0		631.42	000100	73.1
	542.09	000100	767.4		631.73	064800	1,212.1
	545.00	020800	77.6		632.50	017200	387.8
	545.56	000100	351.2		632.50	017500	148.3
	550.00	000100	2,649.0		650.00	000100	122.2
	550.00	017200	182.2		650.00	011600	28.5
	550.00	019500	521.6		650.00	022900	220.5
	561.00	019500	305.6		650.00	064800	197.1
	595.62	000100	181.1		670.00	024500	93.2
	600.00	000100	543.7		691.00	000100	45.5
	650.00	000100	449.6		700.00	000100	598.3
	688.90	000100	1,359.5		700.00	019500	142.9
	700.00	002600	495.3		700.00	024500	4.3
	1,000.00	000100	69.6		700.00	061300	446.7
	1,000.00	014100	2.5		725.00	019500	99.7

TABLE 8: BASE PRICE PAID TO GROWERS FOR GRAPES CRUSHED AND DELIVERED TO CALIFORNIA PROCESSORS FROM THE 2010 CROP WITH BRIX FACTORS AND PURCHASED TONNAGE, BY TYPE, VARIETY, REPORTING DISTRICT WHERE GROWN, AND WEIGHTED AVERAGE BASE PRICE.

District, Type, and Variety	Base Price	Brix	Tons	District, Type, and Variety	Base Price	Brix	Tons
	Per Ton	Factors			Per Ton	Factors	
	Dollars	Code a/			Dollars	Code a/	
DISTRICT 11 (Cont'd)					415.00	001900	27.5
Petite Sirah (Cont'd)	733.95	000100	128.2		425.00	000100	97.2
	750.00	000100	23.0		450.00	000100	17.9
	750.00	011400	8.9		500.00	017200	0.6
	750.00	021200	144.2		600.00	017400	5.1
	800.00	000100	228.4		750.00	000100	6.3
	800.00	017200	32.4		1,000.00	021000	5.0
	800.00	017400	178.8		1,100.00	000100	7.0
	800.00	023000	90.7	Wtd. Avg. Base & Total Tons	350.04		1,371.1
	825.00	000100	97.9				
	830.48	000100	626.3	Souzao	100.00	014100	2.9
	900.00	000100	113.7		450.00	000100	117.5
	1,100.00	000100	14.9		800.00	017800	48.0
	1,200.00	000100	4.1		800.00	021200	1.1
	1,250.00	000100	4.0		1,100.00	000100	13.4
	1,250.00	020800	4.4	Wtd. Avg. Base & Total Tons	586.03		182.9
	1,300.00	000100	2.8				
	1,400.00	000100	1.0	Syrah *	100.00	014100	3.8
Wtd. Avg. Base & Total Tons	611.44		17,299.3		300.00	000100	41.6
					300.00	058780	113.4
Pinot Noir	400.00	000100	1,279.7		300.00	059590	141.0
	450.00	000100	1,260.1		350.00	000100	849.9
	450.00	062405	226.8		375.00	007600	64.6
	450.00	063850	208.1		400.00	000100	1,580.6
	475.00	013600	11.9		400.00	002600	260.2
	500.00	000100	2,843.4		400.00	025100	49.8
	550.00	000100	329.1		400.00	041700	449.4
	550.00	062405	540.3		400.00	064800	2,961.5
	550.00	063850	595.3		400.00	066122	38.0
	550.00	064785	91.8		400.00	066123	995.6
	550.00	066050	42.9		400.00	069590	59.7
	550.00	066166	76.5		408.53	000100	440.8
	550.00	067225	34.2		416.42	000100	149.5
	557.69	000100	68.9		425.00	000100	257.9
	560.00	002200	129.2		425.00	021000	99.7
	575.00	000100	854.5		433.74	000100	193.7
	575.00	022600	116.8		437.50	024300	69.4
	600.00	000100	411.6		437.81	000100	85.5
	700.00	000100	282.4		443.89	064800	1,005.0
	800.00	000100	748.0		450.00	000100	279.0
	850.00	000100	576.3		450.00	020800	861.7
	900.00	000100	91.3		450.00	024300	1,909.7
	913.52	000100	277.7		450.00	064800	567.7
	950.00	000100	70.6		459.60	000100	68.4
	1,200.00	000100	51.8		487.03	000100	253.1
	1,500.00	005700	2.7		500.00	000100	552.9
Wtd. Avg. Base & Total Tons	562.64		11,221.9		500.00	014100	2.2
					500.00	064800	543.2
Pinotage	950.00	000100	13.2		525.00	000100	106.2
	1,000.00	024500	2.2		525.00	019500	532.1
	1,200.00	000100	6.9		525.00	064800	218.1
Wtd. Avg. Base & Total Tons	1,032.29		22.3		550.00	000100	2.1
					575.00	021200	307.2
Primitivo	700.00	020800	12.9		600.00	000100	48.0
	1,000.00	014100	5.3		600.00	017400	38.9
Wtd. Avg. Base & Total Tons	787.36		18.2		600.00	017600	7.5
					700.00	000100	10.8
Refosco *	300.00	019000	352.3		700.00	014100	11.2
Wtd. Avg. Base & Total Tons	300.00		352.3		750.00	000100	1.0
					800.00	000100	25.9
Rubired *	300.00	000100	298.6		800.00	025450	1.5
Wtd. Avg. Base & Total Tons	300.00		298.6		900.00	025450	6.0
					1,100.00	024500	30.4
Ruby Cabernet	350.00	056900	414.1		1,359.04	070655	258.1
	400.00	000100	151.6		1,400.00	028000	2.7
Wtd. Avg. Base & Total Tons	363.40		565.7		2,000.00	000100	26.6
					2,000.00	070651	9.8
Sangiovese *	300.00	000100	200.8	Wtd. Avg. Base & Total Tons	450.88		16,592.6
	300.00	019000	546.1				
	300.00	064800	55.9	Tannat	300.00	000100	24.4
	366.77	007600	55.6		350.00	000100	0.8
	375.00	000100	51.6		500.00	000100	171.5
	400.00	013600	294.5		600.00	000100	110.2

TABLE 8: BASE PRICE PAID TO GROWERS FOR GRAPES CRUSHED AND DELIVERED TO CALIFORNIA PROCESSORS FROM THE 2010 CROP WITH BRIX FACTORS AND PURCHASED TONNAGE, BY TYPE, VARIETY, REPORTING DISTRICT WHERE GROWN, AND WEIGHTED AVERAGE BASE PRICE.

District, Type, and Variety	Base Price	Brix	Tons	District, Type, and Variety	Base Price	Brix	Tons
	Per Ton	Factors			Per Ton	Factors	
	Dollars	Code a/			Dollars	Code a/	
DISTRICT 11 (Cont'd)							
Tannat (Cont'd)	800.00	070740	67.6		300.00	013600	0.5
	950.00	000100	4.3		300.00	033350	157.9
	1,100.00	000100	9.2		300.00	034600	270.6
Wtd. Avg. Base & Total Tons	587.00		388.0		300.00	035400	467.5
					300.00	036505	403.3
Tempranillo *	200.00	000100	26.9		300.00	036650	3,602.9
	300.00	000100	1.8		300.00	037700	9,919.1
	350.00	000100	2.4		325.00	013600	32.6
	500.00	066122	27.6		330.00	000100	490.2
	500.00	066155	176.5		330.00	007600	243.2
	600.00	017200	0.6		350.00	000100	5,235.3
	800.00	000100	12.8		350.00	006300	141.8
	800.00	017200	13.6		350.00	007600	2,056.7
	800.00	019100	5.2		350.00	013600	132.6
	820.00	000100	38.6		350.00	037700	2,012.8
	900.00	000100	15.4		367.00	000100	1,206.0
	950.00	000100	4.4		375.00	000100	87.0
	1,000.00	000100	8.0		375.00	013600	54.1
	1,100.00	000100	17.8		382.50	000100	2,065.7
	1,200.00	011400	4.8		382.50	008000	290.3
	1,200.00	024300	5.0		384.19	009565	331.0
	1,250.00	000100	2.9		400.00	000100	963.3
	1,250.00	024500	6.9		400.00	021000	325.2
	1,275.00	000100	5.9		400.00	067550	326.0
	1,400.00	000100	3.2		422.00	000100	21.3
	1,500.00	024800	5.0		425.00	007200	1,488.8
	1,800.00	014000	2.0		450.00	000100	466.9
Wtd. Avg. Base & Total Tons	668.30		387.3		478.72	000100	563.1
					500.00	000100	150.6
Teroldego	300.00	000100	0.8		500.00	014100	0.9
	600.00	066155	248.3		500.00	025100	3.0
	1,000.00	024500	3.0		500.00	064800	2,664.0
	1,250.00	000100	0.5		500.00	067550	119.0
	1,350.00	000100	3.9		525.00	000100	118.6
Wtd. Avg. Base & Total Tons	616.41		256.5		525.00	020800	99.8
					550.00	000100	1,903.1
Tinta Cao	100.00	014100	1.5		550.00	064800	1,904.9
Wtd. Avg. Base & Total Tons	100.00		1.5		550.00	066152	123.3
					550.00	066163	8,569.0
Touriga Francesca	950.00	000100	2.9		550.00	066170	189.7
	1,100.00	000100	2.0		575.00	024800	73.8
Wtd. Avg. Base & Total Tons	1,011.22		4.9		600.00	000100	561.2
					600.00	002300	85.6
Touriga Nacional *	550.00	000100	415.3		600.00	002600	85.9
	600.00	002600	712.7		600.00	011600	89.5
	600.00	066122	34.2		600.00	025450	3.5
	600.00	066155	250.7		600.00	026500	455.1
	800.00	021200	1.1		600.00	064800	3,913.0
	950.00	000100	2.7		600.00	066123	319.1
	1,100.00	000100	16.5		600.00	066163	1,530.4
Wtd. Avg. Base & Total Tons	592.08		1,433.2		610.83	000100	1,222.7
					613.21	000100	139.5
Zinfandel	8.00 c/	032200	48.8		625.00	000100	131.4
	100.00	014100	22.6		625.00	064800	1,022.7
	110.00	000100	23.7		630.22	000100	559.5
	160.00	000100	37.9		650.00	000100	726.5
	250.00	000100	25,930.2		650.00	024800	68.4
	250.00	000800	10,221.4		650.00	026500	914.7
	250.00	007600	373.3		650.00	064800	244.0
	250.00	033980	1,806.6		681.60	000100	103.5
	250.00	034600	196.2		691.00	000100	282.5
	250.00	036650	150.2		691.33	000100	84.7
	250.00	037700	4,167.5		692.18	000100	123.8
	250.00	038700	1,046.0		692.54	000100	81.1
	275.00	000100	2,041.9		700.00	000100	469.9
	285.00	000100	1,027.0		700.00	002200	26.1
	295.00	009000	244.2		700.00	020800	1,117.1
	300.00	000100	3,880.4		700.00	026500	117.8
	300.00	000800	88.0		700.00	064800	1,104.9
	300.00	000900	2,986.1		700.00	067550	246.0
	300.00	007800	95.8		700.00	070740	3,554.9
	300.00	009000	330.1		740.00	000100	142.9
					745.00	000100	323.2

TABLE 8: BASE PRICE PAID TO GROWERS FOR GRAPES CRUSHED AND DELIVERED TO CALIFORNIA PROCESSORS FROM THE 2010 CROP WITH BRIX FACTORS AND PURCHASED TONNAGE, BY TYPE, VARIETY, REPORTING DISTRICT WHERE GROWN, AND WEIGHTED AVERAGE BASE PRICE.

District, Type, and Variety	Base Price	Brix	Tons	District, Type, and Variety	Base Price	Brix	Tons
	Per Ton	Factors			Per Ton	Factors	
	Dollars	Code a/			Dollars	Code a/	
DISTRICT 11 (Cont'd)							
Zinfandel (Cont'd)	745.00	020800	1,404.4		325.00	001900	450.7
	750.00	000100	927.8		350.00	000100	2,361.4
	750.00	021200	37.6		350.00	010900	47.7
	750.00	064800	82.5		350.00	044490	13,004.2
	750.00	066123	221.4		350.00	048470	531.2
	750.00	066510	1,775.5		360.00	052970	925.8
	775.00	000100	1,913.6		375.00	000100	1,192.2
	775.00	064800	487.6		400.00	000100	444.9
	800.00	000100	1,153.7		400.00	002000	2,311.5
	800.00	002200	36.0		400.00	044490	3,226.5
	800.00	017200	156.3		400.00	053910	677.0
	800.00	017600	8.5		409.15	000100	139.1
	800.00	025300	3.0		450.00	000100	1,007.7
	800.00	026500	113.7		450.00	002200	397.5
	800.00	027500	12.3		450.00	017100	805.8
	800.00	029125	2.8		450.00	019000	1,405.6
	800.00	064800	2,881.7		475.00	020800	137.2
	800.00	069125	202.5		500.00	044490	1,376.4
	811.53	028490	127.7		650.00	000100	3.8
	825.00	000100	231.7		800.00	000100	356.3
	835.00	000100	179.1	Wtd. Avg. Base & Total Tons	375.40		35,160.2
	850.00	000100	611.1	Chenin Blanc	250.00	000100	11.3
	850.00	024800	40.9		284.75	000100	72.0
	872.68	000100	3,286.6		285.00	037780	1,592.6
	900.00	000100	737.2	Wtd. Avg. Base & Total Tons	284.75		1,675.9
	900.00	064800	136.7	French Colombard	240.00	034990	2,710.9
	950.00	000100	123.9		250.00	000100	6,727.3
	950.00	021200	11.7		250.00	041150	178.1
	950.00	025400	132.2		275.00	038700	1,270.5
	975.00	000100	112.9		280.00	010900	56.4
	975.00	004268	3.8	Wtd. Avg. Base & Total Tons	250.58		10,943.2
	1,000.00	000100	236.8	Gewurztraminer	400.00	000100	1,654.9
	1,000.00	002200	18.5	Wtd. Avg. Base & Total Tons	400.00		1,654.9
	1,000.00	014100	6.9	Malvasia Bianca	335.00	000800	418.8
	1,000.00	026400	0.5		350.00	000800	629.5
	1,100.00	000100	41.6		400.00	000100	134.6
	1,100.00	011600	3.9		450.00	000100	92.7
	1,200.00	000100	87.6	Wtd. Avg. Base & Total Tons	357.62		1,275.6
	1,200.00	025100	77.2	Muscat Blanc *	550.00	000100	78.6
	1,300.00	000100	19.1	Wtd. Avg. Base & Total Tons	550.00		78.6
	1,400.00	000100	4.3	Muscat Orange	450.00	000100	550.4
	1,400.00	013800	2.5		500.00	000100	98.0
	1,500.00	000100	1.2		550.39	000100	66.5
	1,700.00	000100	18.0	Wtd. Avg. Base & Total Tons	565.00	000100	42.1
Wtd. Avg. Base & Total Tons	433.86 d/		141,518.9		471.69		757.0
Other Red b/	220.00	038300	61.8	Muscat of Alexandria	450.00	000100	194.0
	300.00	013600	0.5	Wtd. Avg. Base & Total Tons	450.00		194.0
	350.00	013600	23.3	Pinot Gris *	250.00	000100	42.4
	400.00	013600	37.7		300.00	000100	10,210.4
	600.00	017200	0.6		350.00	000100	2,941.3
Wtd. Avg. Base & Total Tons	1,100.00	014100	5.8		350.00	040740	2,337.2
	337.09		129.7		400.00	000100	976.9
					415.00	000600	385.6
					415.00	000900	491.9
DISTRICT 12					432.50	000100	877.0
RAISIN GRAPES					450.00	000100	290.6
Thompson Seedless	190.00	000100	210.3		500.00	000100	1,101.2
	190.00	001400	13.9		507.64	000100	76.2
	220.00	038300	417.1		570.00	000100	20.3
Wtd. Avg. Base & Total Tons	209.51		641.3	Wtd. Avg. Base & Total Tons	600.00	041700	187.0
					347.82		20,621.5
WINE GRAPES (WHITE)				Sauvignon Blanc	220.00	000100	178.7
Burger *	175.00	000600	853.2		250.00	000100	27.7
	190.00	000600	563.8				
	200.00	033100	769.5				
Wtd. Avg. Base & Total Tons	187.67		2,186.5				
Chardonnay *	100.00	000100	36.6				
	250.00	000100	205.6				
	300.00	000100	2,404.9				
	300.00	056900	1,204.6				
	325.00	000100	506.0				

TABLE 8: BASE PRICE PAID TO GROWERS FOR GRAPES CRUSHED AND DELIVERED TO CALIFORNIA PROCESSORS FROM THE 2010 CROP WITH BRIX FACTORS AND PURCHASED TONNAGE, BY TYPE, VARIETY, REPORTING DISTRICT WHERE GROWN, AND WEIGHTED AVERAGE BASE PRICE.

District, Type, and Variety	Base Price	Brix	Tons	District, Type, and Variety	Base Price	Brix	Tons
	Per Ton	Factors			Per Ton	Factors	
	Dollars	Code a/			Dollars	Code a/	
DISTRICT 12 (Cont'd)							
Sauvignon Blanc (Cont'd)	300.00	000100	194.7	Carignane	250.00	000100	87.1
	300.00	010900	23.7		250.00	062442	353.3
	300.00	040490	677.7		300.00	013600	35.4
	310.00	001000	2,049.2	Wtd. Avg. Base & Total Tons	253.72		475.8
	325.00	000100	201.7				
	331.21	000100	206.6	Ciliegiolo	723.44	063600	10.4
	350.00	000100	405.6	Wtd. Avg. Base & Total Tons	723.44		10.4
	350.00	040490	148.1				
	400.00	000100	119.3	Cinsaut *	900.00	000100	1.2
	432.05	000100	50.1	Wtd. Avg. Base & Total Tons	900.00		1.2
	462.92	000100	214.2				
Wtd. Avg. Base & Total Tons	321.66		4,497.3	Colorino	1,136.41	022700	6.6
				Wtd. Avg. Base & Total Tons	1,136.41		6.6
Semillon	300.00	000100	1.6	Counoise	1,021.77	022700	7.4
Wtd. Avg. Base & Total Tons	300.00		1.6	Wtd. Avg. Base & Total Tons	1,021.77		7.4
Symphony	400.00	018800	163.9				
Wtd. Avg. Base & Total Tons	400.00		163.9	Dornfelder	300.00	000100	561.9
				Wtd. Avg. Base & Total Tons	300.00		561.9
Triplett Blanc	240.00	037450	1,096.0				
Wtd. Avg. Base & Total Tons	240.00		1,096.0	Fer Servadou	1,391.17	017000	5.4
				Wtd. Avg. Base & Total Tons	1,391.17		5.4
Viognier	220.00	038300	33.4				
	300.00	000100	142.6	Freisa	1,029.04	022700	7.3
	300.00	044450	300.7	Wtd. Avg. Base & Total Tons	1,029.04		7.3
	300.00	048180	1,119.8				
	378.75	000100	24.9	Grenache *	250.00	033980	93.0
	500.00	000100	831.8		260.00	001000	63.5
	514.95	000100	255.9		265.00	001000	1,637.8
	550.00	000100	231.1		300.00	013400	23.7
Wtd. Avg. Base & Total Tons	394.70		2,940.2		325.00	002200	1,272.5
					1,057.23	067550	47.2
White Riesling *	400.00	038205	413.3	Wtd. Avg. Base & Total Tons	300.97		3,137.7
	450.00	010650	2,695.1				
	500.00	001000	471.8	Malbec	550.00	000100	69.4
Wtd. Avg. Base & Total Tons	450.82		3,580.2	Wtd. Avg. Base & Total Tons	550.00		69.4
Other White b/	210.00	000100	39.9	Mataro *	210.00	000100	66.2
Wtd. Avg. Base & Total Tons	210.00		39.9		300.00	000100	157.6
					400.00	013600	70.0
					2,799.27	067550	20.3
WINE GRAPES (RED)				Wtd. Avg. Base & Total Tons	464.84		314.1
Aglianico	1,755.28	024500	42.4				
Wtd. Avg. Base & Total Tons	1,755.28		42.4	Merlot	300.00	000100	1,254.2
					325.00	059532	6.0
Barbera	250.00	001900	999.8		340.00	059532	2,736.6
	900.00	000100	2.4		350.00	000100	806.6
Wtd. Avg. Base & Total Tons	251.56		1,002.2		350.00	058780	3,691.8
					350.00	059590	796.7
Cabernet Sauvignon	250.00	000100	23.9		350.00	062583	2,127.0
	275.00	000100	262.9		365.00	062583	268.8
	325.00	059532	143.0		365.00	066123	63.0
	350.00	013600	60.1		374.42	017000	400.3
	350.00	062590	2,106.7		400.00	000100	2,542.0
	350.00	063600	521.7		400.00	015800	791.5
	375.00	064750	134.9		400.00	059590	49.6
	375.00	066152	5,187.7		425.00	020800	334.9
	375.22	000100	102.0		425.00	059590	123.3
	381.31	000100	278.3		450.00	000100	376.2
	400.00	000100	797.7		479.42	000100	97.0
	400.00	020800	133.1		479.48	000100	1,236.2
	400.00	046000	130.5		500.00	000100	607.1
	400.00	062590	898.3		645.42	000100	123.8
	425.00	066163	1,763.3	Wtd. Avg. Base & Total Tons	375.28		18,432.6
	450.00	000100	6,265.1				
	454.50	000100	95.6	Montepulciano	400.00	063600	96.2
	456.20	000100	298.1		425.00	000100	24.1
	493.07	000100	1,285.4		850.00	000100	11.1
	500.00	000100	3,008.7	Wtd. Avg. Base & Total Tons	442.60		131.4
	501.59	000100	89.0				
	525.00	024300	533.0	Muscat Hamburg *	400.00	000100	1.4
	650.00	017000	120.4		600.00	000100	25.2
Wtd. Avg. Base & Total Tons	424.06		24,239.4				

TABLE 8: BASE PRICE PAID TO GROWERS FOR GRAPES CRUSHED AND DELIVERED TO CALIFORNIA PROCESSORS FROM THE 2010 CROP WITH BRIX FACTORS AND PURCHASED TONNAGE, BY TYPE, VARIETY, REPORTING DISTRICT WHERE GROWN, AND WEIGHTED AVERAGE BASE PRICE.

District, Type, and Variety	Base Price	Brix	Tons	District, Type, and Variety	Base Price	Brix	Tons
	Per Ton	Factors			Per Ton	Factors	
	Dollars	Code a/			Dollars	Code a/	
DISTRICT 12 (Cont'd)					370.61	011300	364.3
Muscat Hamburg * (Cont'd)	685.00	000100	91.6		375.00	000100	16.6
	1,200.00	000100	10.6		375.00	064800	605.0
Wtd. Avg. Base & Total Tons	707.66		128.8		400.00	000100	250.4
					400.00	021000	647.5
Negroamaro	1,422.24	063600	5.3		400.00	022800	628.6
Wtd. Avg. Base & Total Tons	1,422.24		5.3		400.00	062428	2,351.7
					450.00	000100	159.9
Nero D'Avola *	425.00	000100	20.1		580.00	000100	166.7
	500.00	022900	76.1		650.00	000100	32.0
	850.00	000100	11.9	Wtd. Avg. Base & Total Tons	369.96		8,220.5
Wtd. Avg. Base & Total Tons	524.58		108.1				
				Tannat	350.00	000100	955.8
Petit Verdot	400.00	063600	790.2		550.00	000100	92.4
	450.00	000100	174.5		1,842.26	067550	38.2
	450.00	063600	490.3	Wtd. Avg. Base & Total Tons	419.48		1,086.4
	550.00	000100	631.4				
Wtd. Avg. Base & Total Tons	1,303.96	059700	16.8	Tempranillo *	600.00	000100	2.1
	468.06		2,103.2		1,000.00	000100	7.8
				Wtd. Avg. Base & Total Tons	915.15		9.9
Petite Sirah	375.00	024500	24.5				
	400.00	000100	2,264.0	Touriga Nacional *	300.00	000100	1.1
	450.00	000100	475.1		600.00	000100	1.2
	450.00	059590	1,743.0		1,660.89	059700	38.7
	450.00	064800	308.1	Wtd. Avg. Base & Total Tons	1,593.33		41.0
	550.00	000100	1,480.4				
Wtd. Avg. Base & Total Tons	650.00	000100	378.4	Trousseau *	350.00	013600	29.9
	466.29		6,673.5	Wtd. Avg. Base & Total Tons	350.00		29.9
Pinot Noir	350.00	060200	528.0	Zinfandel	200.00	033980	814.5
	350.00	063850	90.7		250.00	000100	4,661.2
	400.00	000100	4,764.2		250.00	006400	115.4
	415.00	067525	389.2		250.00	007600	567.7
	440.00	066151	112.9		250.00	033980	2,470.7
	450.00	000100	1,999.9		250.00	034142	2,096.7
	450.00	056900	268.0		250.00	037700	422.6
	450.00	059590	61.6		250.00	038700	136.5
	450.00	059700	334.0		265.00	000500	488.4
	600.00	000100	347.7		275.00	000100	1,608.1
	600.00	059590	158.2		275.00	000700	870.7
	650.00	063800	217.8		275.00	034050	1,491.9
Wtd. Avg. Base & Total Tons	915.00	013600	35.7		300.00	000100	72.4
	430.79		9,307.9		300.00	034600	141.4
					301.79	000100	478.2
Rubired *	250.00	058705	5,434.3		310.00	000800	1,109.4
	260.00	058705	246.3		350.00	006400	1,800.0
	263.09	000100	24.6		375.00	007600	3,188.3
	275.00	000100	1,201.4		375.00	019100	642.1
	350.00	013600	5.0		400.00	067550	44.8
Wtd. Avg. Base & Total Tons	254.82		6,911.6		509.14	017400	137.4
					800.00	000100	3.3
Ruby Cabernet	250.00	048180	929.7		809.82	000100	154.9
	250.00	059525	374.7		1,200.00	000100	11.8
	250.00	061300	266.0		1,500.00	000100	2.1
	250.00	066545	38.2	Wtd. Avg. Base & Total Tons	291.28		23,530.5
	265.00	061300	878.9				
	350.00	000100	94.4	Other Red b/	210.00	000100	34.8
Wtd. Avg. Base & Total Tons	900.00	000100	64.6		228.16	000100	47.4
	274.41		2,646.5		275.00	000100	358.7
					300.00	046000	18.6
Sagrantino	850.00	000100	11.8		1,200.00	000100	0.7
	1,357.84	067550	47.8	Wtd. Avg. Base & Total Tons	267.68		460.2
Wtd. Avg. Base & Total Tons	1,257.29		59.6				
Souzao	600.00	000100	1.2	DISTRICT 13			
Wtd. Avg. Base & Total Tons	600.00		1.2	RAISIN GRAPES			
				Diamond Muscat	300.00	000100	8.6
Syrah *	250.00	000100	666.1		350.00	038700	157.8
	300.00	000100	1,003.4	Wtd. Avg. Base & Total Tons	347.42		166.4
	350.00	000100	735.9				
	350.00	002600	135.5	Dovine	190.00	001400	198.5
	350.00	062575	317.0	Wtd. Avg. Base & Total Tons	190.00		198.5
Wtd. Avg. Base & Total Tons	350.00	066163	139.9				
				Fiesta	190.00	001300	25,153.8

TABLE 8: BASE PRICE PAID TO GROWERS FOR GRAPES CRUSHED AND DELIVERED TO CALIFORNIA PROCESSORS FROM THE 2010 CROP WITH BRIX FACTORS AND PURCHASED TONNAGE, BY TYPE, VARIETY, REPORTING DISTRICT WHERE GROWN, AND WEIGHTED AVERAGE BASE PRICE.

District, Type, and Variety	Base Price	Brix	Tons	District, Type, and Variety	Base Price	Brix	Tons
	Per Ton	Factors			Per Ton	Factors	
	Dollars	Code a/			Dollars	Code a/	
DISTRICT 13 (Cont'd)				WINE GRAPES (WHITE)			
Fiesta (Cont'd)	220.00	001400	194.4	Albarino	300.00	000100	1.9
	220.00	038300	6,210.3		500.00	017800	0.4
Wtd. Avg. Base & Total Tons	196.09		31,558.5	Wtd. Avg. Base & Total Tons	334.78		2.3
Selma Pete	190.00	001300	57.2	Burger *	175.00	000600	25,114.4
Wtd. Avg. Base & Total Tons	190.00		57.2	Wtd. Avg. Base & Total Tons	175.00		25,114.4
Thompson Seedless	150.00	000100	751.2	Chardonnay *	161.98	000100	244.4
	167.10	032500	271.9		250.00	000100	2,910.1
	190.00	000100	57,153.3		273.11	017000	362.9
	190.00	001300	6,486.8		300.00	000100	9,821.5
	190.00	038700	401.3		300.00	001400	16,515.8
	200.00	000100	229.0		303.00	013600	208.6
	210.00	000100	5.5		310.00	001400	394.5
	212.10	000100	17.1		315.00	020800	277.9
	220.00	000100	7,658.1		325.00	000100	24.2
	220.00	001400	12,091.4		325.00	001000	821.0
	220.00	001700	464.5		325.00	001300	885.0
	220.00	009000	610.0		335.00	001300	1,518.0
	220.00	017400	878.0		349.41	052500	318.8
	220.00	034145	15,881.0		350.00	000100	9,690.0
	220.00	038300	33,816.1		350.00	001400	2,862.7
	222.20	017400	2,062.5		350.00	044490	14,990.8
	225.00	017400	282.2		350.00	050780	1,887.9
	250.00	000100	1,534.1		350.00	052500	766.6
	250.00	038300	721.3		359.13	046000	775.8
	252.50	017000	60.9		365.00	001300	1,685.3
	275.00	000100	5,850.9		372.00	000100	915.1
	275.00	001400	86.3		375.00	000100	258.1
	275.00	011100	167.2		400.00	000100	1,679.9
	300.00	000100	2,180.7		430.81	000100	989.9
	300.00	001700	337.4		450.00	000100	931.8
	325.00	000100	72.3		475.00	000100	152.3
Wtd. Avg. Base & Total Tons	210.85		150,071.0	Wtd. Avg. Base & Total Tons	329.86		71,888.9
TABLE GRAPES				Chenin Blanc	240.00	000100	2,892.8
Autumn Royal	156.16	032500	90.7		240.00	000800	25,432.1
Wtd. Avg. Base & Total Tons	156.16		90.7		240.00	037430	4,822.1
Crimson Seedless *	154.24	032500	84.2		250.00	000100	1,234.6
Wtd. Avg. Base & Total Tons	154.24		84.2		265.00	007600	235.9
Flame Seedless *	190.00	000100	310.5		272.89	007800	797.1
	190.00	038300	90.5		275.00	007800	746.8
	220.00	034145	71.1		300.00	000100	3,199.9
Wtd. Avg. Base & Total Tons	194.52		472.1	Wtd. Avg. Base & Total Tons	325.00	007800	859.6
Malaga *	118.72	032500	250.0	French Colombard	200.00	038300	45.5
	190.00	000100	40.4		225.00	000100	288.5
	220.00	038300	128.7		230.00	000100	351.2
Wtd. Avg. Base & Total Tons	156.69		419.1		240.00	000100	38,449.9
Red Globe *	163.30	032500	505.5		240.00	001400	95,499.0
Wtd. Avg. Base & Total Tons	163.30		505.5		240.00	001900	194.7
Ruby Seedless *	181.45	032500	84.8		240.00	009350	247.8
	190.00	001400	401.1		240.00	034990	69,190.5
	190.00	038300	272.6		240.00	038300	5,478.3
	190.00	045600	244.5		240.00	039670	235.2
Wtd. Avg. Base & Total Tons	189.28		1,003.0		240.00	040750	572.5
Summer Muscat	400.00	000100	6.2		240.00	041150	4,236.3
Wtd. Avg. Base & Total Tons	400.00		6.2		240.00	042433	3,515.6
Other Table b/	7.50 c/	032500	12,366.2		240.00	045490	8,787.4
	8.00 c/	032500	5,127.6		240.00	054473	3,407.4
	200.00	038300	62.0		245.00	000100	605.2
	220.00	038300	20.7		250.00	000100	3,578.5
	250.00	001700	317.8		250.00	001400	11,151.4
Wtd. Avg. Base & Total Tons	240.71 d/		17,894.3		252.50	000100	33.6
					252.50	013600	208.7
					260.00	013600	18.1
					265.00	038300	632.6
					272.87	010700	1,780.3
					275.00	000100	173.2
					275.00	010700	1,891.8

TABLE 8: BASE PRICE PAID TO GROWERS FOR GRAPES CRUSHED AND DELIVERED TO CALIFORNIA PROCESSORS FROM THE 2010 CROP WITH BRIX FACTORS AND PURCHASED TONNAGE, BY TYPE, VARIETY, REPORTING DISTRICT WHERE GROWN, AND WEIGHTED AVERAGE BASE PRICE.

District, Type, and Variety	Base Price	Brix	Tons	District, Type, and Variety	Base Price	Brix	Tons
	Per Ton	Factors			Per Ton	Factors	
	Dollars	Code a/			Dollars	Code a/	
DISTRICT 13 (Cont'd)							
French Colombard (Cont'd)	325.00	000100	75.1		220.00	000100	935.9
	325.00	010700	443.6		220.00	001400	39.4
	325.00	017200	276.8		220.00	038300	207.4
	328.00	010900	52.7		303.00	000100	1.8
	350.00	000100	957.1		343.25	010900	105.4
Wtd. Avg. Base & Total Tons	241.86		252,378.5	Wtd. Avg. Base & Total Tons	226.14		1,434.4
Malvasia Bianca	375.00	000100	131.6	Pinot Gris *	200.00	000100	10.5
	400.00	000100	266.0		300.00	000100	6,119.0
	400.00	013400	439.9		350.00	040740	2,308.0
	425.00	001900	47.4		360.00	000800	5,254.1
	450.00	000100	339.2		360.00	001000	304.8
	525.00	000100	1.6		400.00	000100	248.0
	1,050.00	020800	6.0		400.00	010700	109.9
Wtd. Avg. Base & Total Tons	415.39		1,231.7	Wtd. Avg. Base & Total Tons	360.87		17,427.9
Marsanne	800.00	000100	1.0		500.00	009900	317.2
Wtd. Avg. Base & Total Tons	800.00		1.0		550.00	000100	632.6
Muscat Blanc *	300.00	039695	523.6	Wtd. Avg. Base & Total Tons	300.00	000100	947.6
	345.00	000800	2,009.2		500.00	001400	484.6
	385.00	000100	61.1		500.00	009900	317.2
	400.00	000100	361.7		550.00	000100	632.6
	400.00	001400	163.6				
	411.39	000100	677.1				
	435.00	000100	201.9				
	450.00	017000	281.1				
	450.00	037412	564.0				
	450.00	043900	480.9				
	500.00	000100	399.2				
	500.00	011300	667.7				
	500.00	013400	303.5				
550.00	000100	38.7					
800.00	000100	689.7					
Wtd. Avg. Base & Total Tons	445.27		7,423.0				
Muscat Orange	400.00	000100	36.3	Wtd. Avg. Base & Total Tons	250.00	000100	3.9
	435.00	000100	242.0		300.00	000100	568.4
	450.00	000100	78.0		300.00	042437	137.3
	450.00	017000	50.7		300.00	042438	425.8
	500.00	008305	0.9		325.00	000100	483.1
	600.00	000100	24.9		307.34		1,618.5
Wtd. Avg. Base & Total Tons	453.91		437.3				
Muscat of Alexandria	200.00	000100	88.6	Wtd. Avg. Base & Total Tons	300.00	000100	9.7
	300.00	000100	25.1		345.00	000800	656.8
	325.00	041700	893.2		350.00	000100	664.0
	345.00	000800	3,621.9		350.00	000800	527.2
	350.00	000100	5,438.9		350.00	048180	94.3
	350.00	000800	4,123.3		400.00	013400	213.8
	350.00	011100	939.8		425.00	000100	329.7
	350.00	013400	185.5		429.25	000100	71.7
	350.00	017000	6,547.3		450.00	000100	20.3
	350.00	037405	3,144.9		365.21		2,587.5
	350.00	044490	3,518.7				
	350.00	050150	577.9				
	350.00	066340	172.5				
	360.00	045600	1.2				
	378.75	000100	126.6				
	400.00	000100	549.3				
	400.00	001900	3.1				
	400.00	041700	598.8				
	425.00	041700	678.9				
450.00	000100	200.6					
450.00	001900	185.9					
465.00	000100	624.3					
500.00	000100	163.1					
600.00	000100	456.5					
Wtd. Avg. Base & Total Tons	359.32		32,865.9				
Palomino *	190.00	000100	144.5	Wtd. Avg. Base & Total Tons	240.00	000100	38.6
					250.00	000100	3.9
					350.00	000100	341.9

TABLE 8: BASE PRICE PAID TO GROWERS FOR GRAPES CRUSHED AND DELIVERED TO CALIFORNIA PROCESSORS FROM THE 2010 CROP WITH BRIX FACTORS AND PURCHASED TONNAGE, BY TYPE, VARIETY, REPORTING DISTRICT WHERE GROWN, AND WEIGHTED AVERAGE BASE PRICE.

District, Type, and Variety	Base Price	Brix	Tons	District, Type, and Variety	Base Price	Brix	Tons
	Per Ton	Factors			Per Ton	Factors	
	Dollars	Code a/			Dollars	Code a/	
DISTRICT 13 (Cont'd)							
Viognier (Cont'd)	400.00	020800	334.4		350.00	059700	1,481.4
	404.00	000100	70.8		350.00	062590	7,583.6
	500.00	017800	0.3		375.00	000100	142.0
	800.00	000100	0.5		375.00	013600	157.5
	1,200.00	000100	39.2		375.00	020800	188.2
Wtd. Avg. Base & Total Tons	409.66		829.6		375.00	061300	308.1
					400.00	000100	2,626.2
White Riesling *	250.00	000100	3.9		400.00	017200	29.2
	350.00	001700	146.0		400.00	062590	1,768.5
	375.00	013800	90.2		410.00	000100	276.3
Wtd. Avg. Base & Total Tons	357.77		240.1		425.00	000100	98.1
					425.00	056900	805.6
Other White b/	184.00	032500	56.4		425.00	061300	1,635.1
	189.60	000100	15.8		429.25	000100	504.2
	220.00	007050	11.3		429.25	023000	146.2
	220.00	038300	21.3		450.00	000100	1,904.4
	800.00	017000	1.3		450.00	024300	48.4
Wtd. Avg. Base & Total Tons	203.44		106.1		500.00	000100	182.1
					500.00	017800	0.3
				Wtd. Avg. Base & Total Tons	351.21		47,112.0
WINE GRAPES (RED)							
Aglianico	300.00	000100	2.2	Carignane	225.00	017200	13.1
Wtd. Avg. Base & Total Tons	300.00		2.2		250.00	000100	3,805.4
					250.00	048180	1,514.0
Alicante Bouschet *	180.00	000100	268.4		275.00	000100	464.7
	190.00	038300	22.8		275.00	017000	175.6
	200.00	038300	224.9		275.00	048180	2,185.9
	210.00	001900	71.4		277.75	013600	20.3
	250.00	013100	173.2		300.00	046000	114.2
	250.00	054495	1,021.1		359.20	013600	180.6
	275.00	017000	159.4		500.00	011600	0.5
	285.00	000100	208.7	Wtd. Avg. Base & Total Tons	261.38		8,474.3
	300.00	000100	82.8				
	300.00	046000	79.1	Carmelian	250.00	002200	2,568.6
	300.00	065250	2,082.4		250.00	059590	1,817.5
	303.00	000100	32.3	Wtd. Avg. Base & Total Tons	250.00		4,386.1
	350.00	013600	55.3				
	350.00	017200	4.2	Centurian	250.00	048180	963.3
	500.00	000100	5.0		385.00	000100	109.6
Wtd. Avg. Base & Total Tons	271.86		4,491.0	Wtd. Avg. Base & Total Tons	263.79		1,072.9
Arinarnoa	300.00	000100	446.2	Charbono	350.00	001900	69.0
Wtd. Avg. Base & Total Tons	300.00		446.2	Wtd. Avg. Base & Total Tons	350.00		69.0
Barbera	190.00	000100	449.6	Cinsaut *	500.00	000100	0.1
	250.00	000100	12,172.3	Wtd. Avg. Base & Total Tons	500.00		0.1
	250.00	001900	32,062.0				
	250.00	017200	3.4	Gamay (Napa) *	275.00	000100	36.4
	250.00	048470	2,105.3		298.38	007600	442.8
	252.50	000100	7.0		350.00	000100	416.4
	272.97	013100	540.7		425.00	000100	20.1
	275.00	000100	997.7	Wtd. Avg. Base & Total Tons	323.70		915.7
	275.00	017200	282.5				
	277.75	000100	78.7	Grenache *	200.00	000100	13.4
	285.00	000100	233.9		200.00	045600	17.0
	290.00	000100	362.1		220.00	000100	13.3
	300.00	000100	29.6		250.00	000100	12,673.6
	500.00	017800	0.3		250.00	001000	33,859.2
Wtd. Avg. Base & Total Tons	250.89		49,325.1		250.00	017200	2.7
					250.00	017400	21.7
Cabernet Franc	325.00	000100	4.7		250.00	033980	4,826.6
	500.00	017800	0.6		252.50	000100	38.9
Wtd. Avg. Base & Total Tons	344.81		5.3		260.00	033980	2,297.7
					265.00	017400	133.9
Cabernet Sauvignon	175.00	013400	22.7		301.34	017000	55.9
	220.00	038300	21.8		375.00	000100	257.9
	250.00	017200	3.4		500.00	017800	0.6
	252.50	000100	90.1		800.00	000100	2.0
	300.00	000100	22.6	Wtd. Avg. Base & Total Tons	251.10		54,214.4
	325.00	000100	540.0				
	325.00	059532	25,393.8	Malbec	500.00	017800	0.7
	350.00	000100	57.4	Wtd. Avg. Base & Total Tons	500.00		0.7
	350.00	020900	1,074.8				

TABLE 8: BASE PRICE PAID TO GROWERS FOR GRAPES CRUSHED AND DELIVERED TO CALIFORNIA PROCESSORS FROM THE 2010 CROP WITH BRIX FACTORS AND PURCHASED TONNAGE, BY TYPE, VARIETY, REPORTING DISTRICT WHERE GROWN, AND WEIGHTED AVERAGE BASE PRICE.

District, Type, and Variety	Base Price	Brix	Tons	District, Type, and Variety	Base Price	Brix	Tons
	Per Ton	Factors			Per Ton	Factors	
	Dollars	Code a/			Dollars	Code a/	
DISTRICT 13 (Cont'd)							
Mataro *	500.00	017800	0.2		250.00	000100	1,926.1
	800.00	000100	0.5		250.00	037402	3,220.7
Wtd. Avg. Base & Total Tons	714.29		0.7		250.00	042470	5,568.8
					250.00	042550	8,170.4
Merlot	250.00	000100	956.8		250.00	048030	6,380.0
	275.00	001900	4.6		250.00	054465	2,488.8
	300.00	000100	4,756.4		250.00	056900	3,106.6
	315.00	000100	145.3		250.00	058705	102,767.3
	320.00	000100	25.3		250.00	062442	1,362.7
	324.63	017000	1,018.4		250.00	062444	3,530.4
	325.00	000100	814.2		250.00	062446	2,391.8
	325.00	059523	15,943.2		260.00	058705	5,091.8
	348.90	056900	881.9		275.00	000100	618.4
	350.00	000100	7,528.4		275.00	001900	1,172.0
	350.00	017400	711.1		275.00	017000	164.2
	350.00	020900	595.4		275.00	019000	225.6
	350.00	056900	328.3		285.00	000100	95.3
	350.00	058780	1,137.8		285.00	001900	554.2
	350.00	059590	8,870.9		292.80	001900	506.7
	350.00	065250	943.6		295.00	000100	143.9
	350.00	067190	4,690.2		300.00	000100	109.3
	375.00	000100	120.9		300.00	017000	1,036.3
	375.00	013600	169.9		300.00	046000	1,558.9
	375.00	046000	66.7		322.81	009000	158.5
	400.00	000100	25.9		325.00	000100	1,335.8
	400.00	046000	902.4		375.00	000100	251.1
	404.00	000100	798.3	Wtd. Avg. Base & Total Tons	425.00	000100	181.5
	450.00	000100	183.3		252.88		156,971.0
Wtd. Avg. Base & Total Tons	337.05		51,619.2	Ruby Cabernet	220.00	038300	220.1
Mission	175.00	046200	5,992.4		250.00	000100	1,920.9
	200.00	038300	61.2		250.00	002000	1,139.3
	220.00	000100	880.9		250.00	048180	2,000.3
	220.00	038300	284.6		250.00	048470	10,145.3
Wtd. Avg. Base & Total Tons	182.48		7,219.1		250.00	050780	1,628.1
					250.00	056900	1,334.2
Muscat Hamburg *	400.00	000100	24.0		250.00	058780	319.2
	435.00	000100	35.7		250.00	063600	26,017.7
Wtd. Avg. Base & Total Tons	420.93		59.7		252.27	000100	507.3
					275.00	000100	2,992.0
Nebbiolo	353.50	000100	25.2		275.00	017400	285.6
	500.00	017800	0.4		275.00	020800	638.9
Wtd. Avg. Base & Total Tons	355.79		25.6		275.00	046000	1,042.1
					275.00	063430	1,335.3
Petite Sirah	300.00	000100	12.4		285.00	000100	322.3
	324.22	007600	173.3		287.85	017400	186.3
	400.00	000100	167.0		300.00	020800	3,533.3
Wtd. Avg. Base & Total Tons	359.25		352.7		300.00	048180	1,247.7
					301.39	017000	105.7
Pinot Noir	200.00	000100	5.0		336.01	013600	575.9
	300.00	001900	1,938.5		350.00	000100	32.0
	326.07	017000	38.4		350.00	045600	117.9
	350.00	000100	9.1	Wtd. Avg. Base & Total Tons	425.00	000100	294.7
	350.00	056900	103.3		259.16		57,942.1
	400.00	000100	3,333.8	Sangiovese *	200.00	000100	61.4
	400.00	017400	52.7		210.00	002200	61.6
	490.00	000100	51.7		250.00	000100	410.5
	500.00	017800	0.3		300.00	017400	3.5
	500.00	020800	16.2	Wtd. Avg. Base & Total Tons	240.02		537.0
	600.00	000100	289.9				
Wtd. Avg. Base & Total Tons	376.19		5,838.9	Segalin	350.00	000100	717.9
				Wtd. Avg. Base & Total Tons	350.00		717.9
Primitivo	220.00	000100	42.9	Souzao	250.00	000100	175.6
Wtd. Avg. Base & Total Tons	220.00		42.9		528.00	000100	10.7
				Wtd. Avg. Base & Total Tons	700.00	000100	29.3
Royalty	250.00	058705	71.6		324.95		215.6
	277.75	000100	34.5				
	300.00	000100	32.6				
Wtd. Avg. Base & Total Tons	268.65		138.7	Syrah *	200.00	038300	12.7
					225.00	000100	585.7
Rubired *	245.04	000100	1,486.0		250.00	000100	77.5
	245.33	000100	1,367.9		275.00	002200	798.4

TABLE 8: BASE PRICE PAID TO GROWERS FOR GRAPES CRUSHED AND DELIVERED TO CALIFORNIA PROCESSORS FROM THE 2010 CROP WITH BRIX FACTORS AND PURCHASED TONNAGE, BY TYPE, VARIETY, REPORTING DISTRICT WHERE GROWN, AND WEIGHTED AVERAGE BASE PRICE.

District, Type, and Variety	Base Price	Brix	Tons	District, Type, and Variety	Base Price	Brix	Tons
	Per Ton	Factors			Per Ton	Factors	
	Dollars	Code a/			Dollars	Code a/	
DISTRICT 13 (Cont'd)							
Syrah * (Cont'd)	275.00	061800	3,531.3		225.00	033660	1,013.9
	300.00	000100	1,727.2		225.00	033670	963.7
	300.00	020800	163.0		250.00	000100	11,918.9
	300.00	046300	727.4		250.00	000400	2,704.4
	300.00	059590	4,145.3		250.00	000500	1,073.1
	300.00	059700	333.4		250.00	000600	3,844.4
	300.00	060895	326.5		250.00	007600	242.3
	300.00	066160	6,733.2		250.00	017200	6.9
	305.00	059590	756.8		250.00	033280	1,985.0
	310.00	002200	373.0		250.00	033290	31,944.3
	324.68	020800	1,992.2		250.00	033295	971.0
	325.00	017400	256.8		250.00	033625	5,115.5
	350.00	000100	2,318.0		250.00	033970	2,921.7
	350.00	020800	2,231.7		250.00	033980	7,877.2
	350.00	058678	2,300.7		250.00	034142	4,214.7
	350.00	058780	978.1		250.00	036520	268.1
	350.00	064010	589.5		252.50	000100	21.3
	353.50	013600	350.5		260.00	000100	1,782.3
	375.00	000100	24.0		265.00	007600	1,296.7
	378.50	000100	11.2		270.00	000100	283.4
	378.75	000100	90.3		272.00	007600	1,202.2
	400.00	000100	243.3		272.93	009000	3,293.9
	400.00	056900	577.7		275.00	000400	16,209.5
	410.00	000100	1,146.6		275.00	017400	102.9
	415.00	020800	215.4		275.00	033660	2,591.4
	425.00	020800	223.8		340.00	017400	399.8
	441.90	017200	894.5		350.00	000100	3.6
	450.00	021000	383.5		350.00	009520	83.8
	450.00	046000	444.0		550.00	021500	3.0
	500.00	017800	0.3	Wtd. Avg. Base & Total Tons	850.00	000100	72.5
	500.00	020800	237.3		252.44		118,835.8
	550.00	000100	2.6	Other Red b/	110.00	000100	124.8
	575.00	020800	314.3		169.12	000100	3,941.5
	600.00	000100	28.0		170.18	000100	1,242.6
	606.00	013600	29.0		171.33	032500	6,081.5
	800.00	000100	0.5		173.60	000100	2,009.6
Wtd. Avg. Base & Total Tons	328.18		36,175.2		181.00	000100	31.5
					184.00	000100	141.9
Tannat	500.00	017800	0.2		220.00	001400	4.2
Wtd. Avg. Base & Total Tons	500.00		0.2		220.00	038300	88.6
					225.00	048180	47.2
Tempranillo *	215.00	000100	102.4		250.00	000100	6.4
	275.00	001900	30.9		298.51	009000	45.8
	325.00	002300	2,638.6		300.00	000100	31.2
	325.00	056900	515.5		300.00	019000	16.9
	325.00	065250	3,303.3		550.00	000100	2.2
	340.00	002200	853.4		800.00	024300	1.3
	400.00	017200	2.0	Wtd. Avg. Base & Total Tons	172.06		13,817.2
	500.00	017800	0.8				
	535.00	000100	1.6	DISTRICT 14			
Wtd. Avg. Base & Total Tons	325.08		7,448.5	RAISIN GRAPES			
				Fiesta	181.00	003900	63.0
Teroldego	500.00	017800	1.1	Wtd. Avg. Base & Total Tons	181.00		63.0
Wtd. Avg. Base & Total Tons	500.00		1.1				
				Thompson Seedless	173.00	003900	3,594.4
Tinta Cao	325.00	065250	471.0		220.00	003900	8,763.0
	528.00	000100	11.8		220.00	017400	1,296.6
	700.00	000100	1.9		220.00	034145	1,907.2
Wtd. Avg. Base & Total Tons	331.41		484.7		220.00	038300	878.8
					300.00	001700	1,022.3
Tinta Madeira	700.00	000100	52.1	Wtd. Avg. Base & Total Tons	215.01		17,462.3
Wtd. Avg. Base & Total Tons	700.00		52.1				
				TABLE GRAPES			
Touriga Nacional *	325.00	065250	452.2	Autumn Royal	166.00	003900	1,227.3
	528.00	000100	16.7	Wtd. Avg. Base & Total Tons	166.00		1,227.3
	700.00	000100	31.4				
Wtd. Avg. Base & Total Tons	355.31		500.3	Blanc Seedless	170.00	003900	19.0
				Wtd. Avg. Base & Total Tons	170.00		19.0
Zinfandel	115.00	000100	43.7				
	190.00	000100	41.2	Calmeria	178.00	003900	23.4
	225.00	000600	13,206.7	Wtd. Avg. Base & Total Tons	178.00		23.4
	225.00	005320	1,132.8				

TABLE 8: BASE PRICE PAID TO GROWERS FOR GRAPES CRUSHED AND DELIVERED TO CALIFORNIA PROCESSORS FROM THE 2010 CROP WITH BRIX FACTORS AND PURCHASED TONNAGE, BY TYPE, VARIETY, REPORTING DISTRICT WHERE GROWN, AND WEIGHTED AVERAGE BASE PRICE.

District, Type, and Variety	Base Price	Brix	Tons	District, Type, and Variety	Base Price	Brix	Tons
	Per Ton	Factors			Per Ton	Factors	
	Dollars	Code a/			Dollars	Code a/	
DISTRICT 14 (Cont'd)							
Crimson Seedless * (Cont'd)	167.00	003900	6,276.3		230.00	000100	880.0
	200.00	001700	260.8		235.00	000100	343.7
Wtd. Avg. Base & Total Tons	168.32		6,537.1		240.00	001400	8,385.8
					240.00	034990	26,262.1
Emerald Seedless *	170.00	003900	776.1		240.00	038300	1,496.8
	179.00	003900	743.7		240.00	045490	7,725.1
Wtd. Avg. Base & Total Tons	174.40		1,519.8		250.00	000100	3,183.5
					250.00	013100	306.5
Emperor	168.00	003900	14.4	Wtd. Avg. Base & Total Tons	275.00	000100	5,742.0
Wtd. Avg. Base & Total Tons	168.00		14.4		244.12		54,348.8
Flame Seedless *	179.00	003900	3,419.0	Muscat Blanc *	411.28	000100	326.2
	210.00	003900	370.9	Wtd. Avg. Base & Total Tons	411.28		326.2
Wtd. Avg. Base & Total Tons	182.03		3,789.9	Muscat of Alexandria	172.00	003900	31.0
					300.00	001900	1,799.5
Italia *	175.00	003900	46.1		340.00	001900	488.3
Wtd. Avg. Base & Total Tons	175.00		46.1		345.00	000800	5,950.9
					350.00	000100	888.7
Princess *	173.00	003900	914.7		350.00	000800	1,788.9
Wtd. Avg. Base & Total Tons	173.00		914.7		350.00	010700	1,513.8
					350.00	011100	1,345.1
Red Globe *	163.00	003900	4,761.1		350.00	013400	227.1
	175.00	000100	774.0		350.00	043240	3,779.9
Wtd. Avg. Base & Total Tons	164.68		5,535.1		350.00	044490	334.1
					355.00	000800	3,461.9
Rouge	158.00	003900	583.7		365.00	045600	2,628.0
Wtd. Avg. Base & Total Tons	158.00		583.7		375.00	000100	215.4
					400.00	000100	7,705.9
Ruby Seedless *	178.00	003900	894.0		450.00	000100	489.0
	200.00	001400	34.6	Wtd. Avg. Base & Total Tons	361.22		32,647.5
Wtd. Avg. Base & Total Tons	178.82		928.6	Pinot Gris *	300.00	000100	35,703.6
					325.00	000100	40.6
Scarlet Royal	198.00	003900	25.7		350.00	040740	424.4
Wtd. Avg. Base & Total Tons	198.00		25.7		375.00	011100	73.0
					600.00	010700	473.4
Summer Royal	184.00	003900	482.8	Wtd. Avg. Base & Total Tons	304.62		36,715.0
Wtd. Avg. Base & Total Tons	184.00		482.8	Sauvignon Blanc	250.00	039785	431.4
					300.00	000100	4,821.7
Other Table b/	7.50 c/	032500	6,254.1		404.00	000100	116.7
	8.00 c/	032500	1,443.3	Wtd. Avg. Base & Total Tons	298.24		5,369.8
	168.00	003900	27.9				
	250.00	001700	213.4	Symphony	400.00	000100	1,482.0
Wtd. Avg. Base & Total Tons	240.52 d/		7,938.7	Wtd. Avg. Base & Total Tons	400.00		1,482.0
WINE GRAPES (WHITE)							
Burger *	185.00	004495	1,757.8	Triplet Blanc	275.00	000100	1,661.4
Wtd. Avg. Base & Total Tons	185.00		1,757.8	Wtd. Avg. Base & Total Tons	275.00		1,661.4
Chardonnay *	220.00	038300	132.8	White Riesling *	404.00	000100	46.3
	250.00	001000	4,498.5	Wtd. Avg. Base & Total Tons	404.00		46.3
	300.00	000100	32,741.8				
	325.00	000100	313.8	Other White b/	171.44	032500	47.1
	340.00	000100	56.1		191.00	003900	48.1
	350.00	000100	4,893.8	Wtd. Avg. Base & Total Tons	181.32		95.2
	350.00	044490	920.3				
	350.00	048180	595.7	WINE GRAPES (RED)			
	400.00	000100	477.4	Alicante Bouschet *	200.00	045600	62.8
	500.00	000100	351.8		275.00	000100	50.5
	512.10	000100	431.4		275.00	017000	124.5
Wtd. Avg. Base & Total Tons	306.71		45,413.4		300.00	017200	353.9
					300.00	046000	230.8
Chenin Blanc	240.00	034050	5,463.4		350.00	045600	171.1
	250.00	008200	213.7		418.80	013600	435.8
	404.00	000100	48.0	Wtd. Avg. Base & Total Tons	334.75		1,429.4
Wtd. Avg. Base & Total Tons	241.75		5,725.1	Barbera	250.00	000100	286.2
					404.00	000100	60.7
Emerald Riesling	220.00	000100	258.7	Wtd. Avg. Base & Total Tons	276.95		346.9
	350.00	010700	281.2				
	425.00	010900	167.7	Cabernet Franc	250.00	062590	570.3
Wtd. Avg. Base & Total Tons	320.25		707.6		1,000.00	024500	4.0
French Colombard	176.00	003900	23.3				

TABLE 8: BASE PRICE PAID TO GROWERS FOR GRAPES CRUSHED AND DELIVERED TO CALIFORNIA PROCESSORS FROM THE 2010 CROP WITH BRIX FACTORS AND PURCHASED TONNAGE, BY TYPE, VARIETY, REPORTING DISTRICT WHERE GROWN, AND WEIGHTED AVERAGE BASE PRICE.

District, Type, and Variety	Base Price	Brix	Tons	District, Type, and Variety	Base Price	Brix	Tons
	Per Ton	Factors			Per Ton	Factors	
	Dollars	Code a/			Dollars	Code a/	
DISTRICT 14 (Cont'd)				Wtd. Avg. Base & Total Tons	258.00		50,144.4
Cabernet Franc (Cont'd)				Ruby Cabernet	184.00	032500	24.8
Wtd. Avg. Base & Total Tons	255.22		574.3		225.00	000100	311.5
Cabernet Sauvignon	200.00	000100	2.0		250.00	020800	2,634.1
	350.00	000100	159.1		250.00	048470	2,070.9
	350.00	020800	104.4		260.00	001900	3,058.9
	350.00	062590	9,061.6		260.00	021500	1,181.1
	400.00	000100	5,645.3		265.00	000100	322.9
	400.00	017200	390.1		275.00	000100	1,934.2
	400.00	059590	363.3		275.00	019100	362.3
	400.00	062590	155.0		275.00	020800	328.7
	406.00	062590	6,604.3		285.00	017400	510.0
	450.00	020800	3,600.1		300.00	000100	6,814.7
	475.00	064800	555.1		300.00	048470	1,173.0
Wtd. Avg. Base & Total Tons	392.29		26,640.3		328.25	000100	329.2
Carignane	250.00	000100	1,629.4	Wtd. Avg. Base & Total Tons	275.95		21,056.3
	275.00	017000	86.0	Salvador	290.00	041500	1,273.6
Wtd. Avg. Base & Total Tons	251.25		1,715.4	Wtd. Avg. Base & Total Tons	290.00		1,273.6
Carmelian	240.00	020800	697.6	Sangiovese *	250.00	062590	1,067.6
	250.00	054495	592.5	Wtd. Avg. Base & Total Tons	250.00		1,067.6
	275.00	017000	29.5	Syrah *	275.00	000100	51.6
Wtd. Avg. Base & Total Tons	245.27		1,319.6		300.00	000100	4,001.5
Cinsaut *	300.00	001900	67.3		300.00	020800	271.5
Wtd. Avg. Base & Total Tons	300.00		67.3		300.00	059590	909.4
Grenache *	171.00	003900	20.2		300.00	066160	170.3
	225.00	000100	91.2	Wtd. Avg. Base & Total Tons	299.76		5,404.3
	250.00	001000	530.8	Tempranillo *	275.00	001900	84.8
	250.00	033980	3,696.9	Wtd. Avg. Base & Total Tons	275.00		84.8
Wtd. Avg. Base & Total Tons	249.11		4,339.1	Zinfandel	250.00	007600	562.3
Merlot	200.00	000100	4.0		250.00	033290	3,788.4
	300.00	000100	16,865.7		250.00	033970	1,345.5
	315.00	000100	271.7		272.00	000100	262.0
	350.00	059590	5,519.6		275.00	000100	35,537.1
	404.00	000100	322.5		300.00	000100	1,564.1
Wtd. Avg. Base & Total Tons	313.63		22,983.5		300.00	033290	3,074.6
Mission	175.00	046200	1,348.6		340.00	017400	223.2
Wtd. Avg. Base & Total Tons	175.00		1,348.6	Wtd. Avg. Base & Total Tons	274.73		46,357.2
Montepulciano	250.00	063600	100.6	Other Red b/	162.00	003900	949.8
Wtd. Avg. Base & Total Tons	250.00		100.6		164.00	003900	3,130.0
Petit Verdot	1,000.00	024500	4.1		168.18	032500	10,780.9
Wtd. Avg. Base & Total Tons	1,000.00		4.1	Wtd. Avg. Base & Total Tons	175.00	000100	987.2
Pinot Noir	350.00	059590	118.0		167.41		15,847.9
	400.00	000100	8,479.9	DISTRICT 15			
Wtd. Avg. Base & Total Tons	399.31		8,597.9	TABLE GRAPES			
Royalty	250.00	042470	497.6	Other Table b/	100.00	000100	4.5
Wtd. Avg. Base & Total Tons	250.00		497.6	Wtd. Avg. Base & Total Tons	100.00		4.5
Rubired *	245.93	000100	1,173.6	WINE GRAPES (WHITE)			
	250.00	000100	2,873.7	Chardonnay *	500.00	000100	2.9
	250.00	042470	980.8		1,000.00	000100	4.8
	250.00	042550	8,138.5	Wtd. Avg. Base & Total Tons	811.69		7.7
	250.00	048030	2,892.8	Muscat Blanc *	1,000.00	000100	2.3
	250.00	056900	756.5	Wtd. Avg. Base & Total Tons	1,000.00		2.3
	250.00	058705	22,843.8	Palomino *	200.00	000100	12.0
	255.00	000100	899.0		400.00	000100	5.0
	260.00	017400	369.6	Wtd. Avg. Base & Total Tons	258.82		17.0
	275.00	000100	200.0	WINE GRAPES (RED)			
	275.00	001900	2,260.7	Cabernet Sauvignon	200.00	000100	2.0
	275.00	017200	381.8		1,000.00	000100	1.6
	290.00	000100	65.7	Wtd. Avg. Base & Total Tons	555.56		3.6
	300.00	000100	5,957.0	Grenache *	200.00	000100	41.0
	325.00	000100	110.9				
	325.00	001900	240.0				

TABLE 8: BASE PRICE PAID TO GROWERS FOR GRAPES CRUSHED AND DELIVERED TO CALIFORNIA PROCESSORS FROM THE 2010 CROP WITH BRIX FACTORS AND PURCHASED TONNAGE, BY TYPE, VARIETY, REPORTING DISTRICT WHERE GROWN, AND WEIGHTED AVERAGE BASE PRICE.

District, Type, and Variety	Base Price	Brix	Tons	District, Type, and Variety	Base Price	Brix	Tons
	Per Ton	Factors			Per Ton	Factors	
	Dollars	Code a/			Dollars	Code a/	
DISTRICT 15 (Cont'd)							
Grenache * (Cont'd)	600.00	000100	5.0		1,400.00	017000	4.7
Wtd. Avg. Base & Total Tons	243.48		46.0	Wtd. Avg. Base & Total Tons	1,500.00	008100	1.0
					1,117.27		52.9
Malbec	1,000.00	000100	3.7	Vermentino *	1,550.00	000100	13.9
Wtd. Avg. Base & Total Tons	1,000.00		3.7	Wtd. Avg. Base & Total Tons	1,550.00		13.9
Merlot	1,000.00	000100	2.9	Viognier	500.00	000100	2.3
Wtd. Avg. Base & Total Tons	1,000.00		2.9		850.00	000100	3.0
					950.00	000100	5.6
Mission	100.00	000100	21.0		1,100.00	000100	7.6
	400.00	000100	7.0		1,200.00	000100	5.5
Wtd. Avg. Base & Total Tons	175.00		28.0		1,200.00	008100	0.5
					1,200.00	021200	1.0
Pinot Noir	1,000.00	000100	2.0		1,309.85	000100	14.7
	3,976.74	000100	58.0		1,316.00	000100	2.0
Wtd. Avg. Base & Total Tons	3,877.52		60.0		1,500.00	000100	15.0
					1,500.00	008100	6.0
Syrah *	200.00	000100	2.5		1,553.57	024500	0.7
Wtd. Avg. Base & Total Tons	200.00		2.5	Wtd. Avg. Base & Total Tons	1,255.94		63.9
Zinfandel	400.00	000100	361.0	White Riesling *	966.00	000100	23.6
	600.00	000100	10.0		1,250.00	008100	0.5
	1,000.00	000100	2.4		1,300.00	000100	6.3
	1,250.00	000100	21.9	Wtd. Avg. Base & Total Tons	1,039.89		30.4
Wtd. Avg. Base & Total Tons	455.79		395.3				
DISTRICT 16				WINE GRAPES (RED)			
WINE GRAPES (WHITE)				Aleatico	2,537.05	025400	1.0
Chardonnay *	650.00	000100	5.4	Wtd. Avg. Base & Total Tons	2,537.05		1.0
	750.00	000100	2.3				
	1,084.00	000100	19.9	Alicante Bouschet *	300.00	000100	24.5
	1,200.00	000100	15.9		1,600.00	000100	3.0
	1,200.00	020800	4.7	Wtd. Avg. Base & Total Tons	441.82		27.5
	1,300.00	000100	26.3				
	1,500.00	008100	1.2	Barbera	1,150.00	014100	14.4
	1,550.00	000100	34.4		1,300.00	000100	5.6
Wtd. Avg. Base & Total Tons	1,279.17		110.1		1,400.00	000100	1.8
					1,400.00	017200	4.0
Malvasia Bianca	1,800.00	008100	0.5		1,550.00	000100	19.5
Wtd. Avg. Base & Total Tons	1,800.00		0.5	Wtd. Avg. Base & Total Tons	1,372.74		45.3
Muscat Blanc *	1,000.00	013600	2.0	Cabernet Franc	600.00	000100	1.0
	1,050.00	000100	8.1		900.00	000100	1.9
	1,132.00	000100	13.7		1,217.30	000100	8.9
	1,132.78	000100	13.0		1,245.00	000100	3.4
	1,250.00	000100	15.2		1,350.00	000100	7.5
	1,275.00	000100	1.9		1,500.00	014100	1.2
	1,550.00	000100	14.1		1,550.00	000100	7.1
Wtd. Avg. Base & Total Tons	1,235.54		68.0	Wtd. Avg. Base & Total Tons	1,300.22		31.0
Palomino *	450.00	000100	5.5	Cabernet Sauvignon	600.00	000100	4.0
Wtd. Avg. Base & Total Tons	450.00		5.5		700.00	000100	1.8
					800.00	014100	5.0
					800.00	021000	7.1
Pinot Gris *	1,000.00	008100	12.2		868.90	014100	8.2
	1,200.00	020800	2.1		900.00	013600	2.6
	1,400.00	000100	2.3		1,000.00	000100	1.5
	1,450.00	000100	4.8		1,000.00	014100	14.9
	1,500.00	000100	7.4		1,050.00	000100	7.3
	1,550.00	000100	12.3		1,081.18	000100	32.1
Wtd. Avg. Base & Total Tons	1,339.78		41.1		1,093.00	000100	7.2
					1,093.63	021200	14.8
Roussanne	850.00	000100	2.5		1,124.00	014100	2.2
	1,400.00	000100	8.3		1,200.00	013600	1.2
Wtd. Avg. Base & Total Tons	1,272.69		10.8		1,200.00	014100	0.1
					1,200.00	021200	2.0
Sauvignon Blanc	500.00	013600	0.5		1,350.00	000100	5.0
	550.00	000100	6.1		1,400.00	000100	13.7
	950.00	000100	7.5		1,400.00	014100	2.0
	1,000.00	013600	3.7		1,400.00	017400	2.0
	1,200.00	000100	12.9		1,400.00	020600	1.0
	1,249.00	000100	11.5		1,400.00	024800	0.5
	1,350.00	000100	5.0		1,550.00	000100	40.7

TABLE 8: BASE PRICE PAID TO GROWERS FOR GRAPES CRUSHED AND DELIVERED TO CALIFORNIA PROCESSORS FROM THE 2010 CROP WITH BRIX FACTORS AND PURCHASED TONNAGE, BY TYPE, VARIETY, REPORTING DISTRICT WHERE GROWN, AND WEIGHTED AVERAGE BASE PRICE.

District, Type, and Variety	Base Price	Brix	Tons	District, Type, and Variety	Base Price	Brix	Tons
	Per Ton	Factors			Per Ton	Factors	
	Dollars	Code a/			Dollars	Code a/	
DISTRICT 16 (Cont'd)							
Cabernet Sauvignon (Cont'd)	1,600.00	000100	3.1		1,500.00	014100	4.1
Wtd. Avg. Base & Total Tons	1,187.44		180.0	Wtd. Avg. Base & Total Tons	1,359.28	000100	41.2
Carignane	1,000.00	013600	2.0	Pinot Noir	1,250.00	014100	1.7
Wtd. Avg. Base & Total Tons	1,000.00		2.0		1,300.00	000100	3.7
					1,400.00	014100	3.9
Cinsaut *	1,000.00	000100	4.3		1,500.00	014100	3.0
	1,100.00	000100	3.1	Wtd. Avg. Base & Total Tons	1,373.58		12.3
	1,150.00	000100	2.1				
Wtd. Avg. Base & Total Tons	1,065.79		9.5	Pinotage	1,200.00	021000	1.4
Dolcetto	800.00	014100	0.3	Wtd. Avg. Base & Total Tons	1,200.00		1.4
Wtd. Avg. Base & Total Tons	800.00		0.3	Primitivo	1,100.00	000100	2.8
					1,100.00	021000	3.4
Grenache *	850.00	000100	1.4	Wtd. Avg. Base & Total Tons	1,100.00		6.2
	1,000.00	000100	0.6				
	1,200.00	000100	11.7	Salvador	1,000.00	000100	2.4
	1,200.00	013800	2.0	Wtd. Avg. Base & Total Tons	1,000.00		2.4
	1,400.00	014100	3.5				
	1,431.00	000100	2.5	Sangiovese *	850.00	000100	5.5
	1,551.97	021000	2.1		1,100.00	021000	3.7
Wtd. Avg. Base & Total Tons	1,259.10		23.8		1,150.00	014100	11.2
					1,253.63	025100	0.4
Malbec	800.00	014100	0.8		1,300.00	014100	11.6
	1,200.00	000100	2.1		1,500.00	014100	0.4
	1,200.00	014100	0.1		1,550.00	000100	23.5
	1,200.00	024300	2.2		1,599.85	017200	4.7
	1,629.50	000100	6.5	Wtd. Avg. Base & Total Tons	1,340.18		61.0
Wtd. Avg. Base & Total Tons	1,411.26		11.7				
				Syrah *	800.00	013600	5.4
Mataro *	500.00	000100	4.1		1,200.00	000100	8.0
	1,000.00	000100	2.8		1,200.00	021000	4.0
	1,100.00	014100	4.7		1,250.00	000100	21.6
	1,100.00	017200	2.3		1,250.00	013800	1.5
	1,200.00	013800	1.0		1,288.00	000100	4.3
	1,383.17	000100	23.3		1,307.30	000100	3.7
	1,400.00	000100	3.3		1,400.00	014100	5.1
Wtd. Avg. Base & Total Tons	1,219.23		41.5		1,600.00	020800	6.8
				Wtd. Avg. Base & Total Tons	1,258.12		60.4
Merlot	600.00	000100	3.0				
	800.00	000100	55.7	Tempranillo *	800.00	013600	0.5
	800.00	013600	2.0		900.00	000100	1.0
	800.00	024300	1.8		1,000.00	014100	0.9
	966.16	000100	13.8		1,200.00	000100	6.1
	1,000.00	014100	6.0		1,200.00	014100	2.3
	1,042.38	000100	6.7		1,300.00	000100	1.5
	1,200.00	000100	18.9		1,550.00	000100	17.1
	1,200.00	014100	2.1	Wtd. Avg. Base & Total Tons	1,385.54		29.4
	1,219.00	024500	1.2				
	1,400.00	017400	6.8	Zinfandel	260.00	017400	4.1
	1,550.00	000100	14.7		400.00	000100	5.0
Wtd. Avg. Base & Total Tons	1,014.96		132.7		1,000.00	000100	3.0
					1,100.00	014100	3.9
Montepulciano	700.00	000100	1.5		1,158.80	000100	4.3
	1,100.00	021000	3.2		1,170.00	000100	8.6
Wtd. Avg. Base & Total Tons	972.34		4.7		1,200.00	000100	8.3
					1,200.00	014100	1.7
Nebbiolo	1,600.00	000100	2.2		1,200.00	021000	4.0
Wtd. Avg. Base & Total Tons	1,600.00		2.2		1,250.00	014100	1.6
					1,250.00	027500	7.2
Petit Verdot	800.00	014100	1.0		1,300.00	000100	0.5
	1,200.00	000100	4.2		1,500.00	000100	10.8
	1,300.00	000100	10.9		1,500.00	014100	1.2
	1,350.00	000100	1.6		1,550.00	000100	23.0
	1,550.00	000100	2.3	Wtd. Avg. Base & Total Tons	1,232.81		87.2
Wtd. Avg. Base & Total Tons	1,286.75		20.0				
				DISTRICT 17			
Petite Sirah	750.00	017400	1.1	WINE GRAPES (WHITE)			
	1,250.00	000100	2.5	Albarino	500.00	048470	60.8
	1,275.00	000100	16.1		650.00	000100	71.3
	1,300.00	021000	0.5	Wtd. Avg. Base & Total Tons	580.96		132.1
	1,400.00	000100	9.8				

TABLE 8: BASE PRICE PAID TO GROWERS FOR GRAPES CRUSHED AND DELIVERED TO CALIFORNIA PROCESSORS FROM THE 2010 CROP WITH BRIX FACTORS AND PURCHASED TONNAGE, BY TYPE, VARIETY, REPORTING DISTRICT WHERE GROWN, AND WEIGHTED AVERAGE BASE PRICE.

District, Type, and Variety	Base Price	Brix	Tons	District, Type, and Variety	Base Price	Brix	Tons
	Per Ton	Factors			Per Ton	Factors	
	Dollars	Code a/			Dollars	Code a/	
DISTRICT 17 (Cont'd)							
Chardonnay *	220.00	038300	389.4	Gewurztraminer	500.00	044280	24.6
	222.11	000100	4.7		550.00	000100	122.7
	250.00	000100	73.8		600.00	001300	66.9
	275.00	002200	8.4		615.00	000100	5.2
	300.00	000100	336.7		650.00	001300	242.4
	300.00	044490	675.1	Wtd. Avg. Base & Total Tons	607.80		461.8
	325.00	000100	246.0				
	350.00	000100	747.4	Gruner Veltliner	500.00	017000	62.0
	350.00	017000	187.1	Wtd. Avg. Base & Total Tons	500.00		62.0
	350.00	044490	220.1				
	350.00	061300	301.1	Marsanne	400.00	010900	34.2
	365.00	000100	324.6	Wtd. Avg. Base & Total Tons	400.00		34.2
	375.00	000100	334.9				
	375.00	002000	1,154.5	Muscat Blanc *	423.00	020800	4.0
	400.00	000100	1,136.1		500.00	000100	63.9
	400.00	013400	348.9		522.50	000100	49.4
	423.00	013600	5.2		550.00	000100	35.8
	450.00	000100	155.3		694.63	000100	25.7
	450.00	019000	299.7		700.00	000100	38.6
	450.00	062800	269.1		782.24	000100	46.2
	475.00	000100	502.0	Wtd. Avg. Base & Total Tons	607.57		263.6
	475.00	019000	102.6				
	496.90	017000	467.7	Muscat Orange	500.00	017000	43.4
	496.90	061300	89.8	Wtd. Avg. Base & Total Tons	500.00		43.4
	498.71	000100	349.4				
	500.00	000100	988.0	Pinot Gris *	400.00	000100	140.6
	500.00	017000	4,089.6		400.00	042700	171.2
	500.00	046000	767.4		450.00	001300	757.9
	512.00	000100	755.4		500.00	000100	47.0
	525.00	000100	851.3		500.00	013400	108.7
	531.66	000100	51.4		550.00	015700	612.0
	539.97	000100	497.1		570.00	000100	573.5
	550.00	000100	46.9		600.00	000100	2,144.4
	550.00	002000	4,581.1		600.00	009900	151.9
	550.00	002200	880.7		600.00	010900	952.5
	550.00	002300	502.1		600.00	017000	849.5
	550.00	017000	200.0		611.42	000100	558.1
	550.00	044490	1,507.5		611.42	011100	122.2
	558.00	000100	485.6		611.42	015700	158.5
	558.00	013600	384.3		611.42	017400	247.7
	558.00	017400	635.8		617.50	000100	360.0
	600.00	000100	793.5		650.00	000100	30.8
	600.00	017400	226.3		775.00	017000	38.2
	650.00	000100	1,642.8		846.00	000100	108.6
	675.00	000100	166.4		850.00	000100	97.3
	695.70	000100	2,265.8		900.00	000100	110.9
	700.00	021200	2.0		1,000.00	017600	12.9
	725.00	000100	63.0	Wtd. Avg. Base & Total Tons	585.28		8,354.4
	750.00	000100	4.0				
	800.00	000100	361.3	Sauvignon Blanc	220.00	000100	44.9
Wtd. Avg. Base & Total Tons	514.08		31,478.9		220.00	038300	116.8
					250.00	000100	207.6
Chenin Blanc	200.00	001300	216.1		250.00	010900	322.4
	300.00	010345	207.5		250.00	040490	107.0
	300.00	013100	928.4		275.00	000100	487.8
	300.00	037450	180.3		275.00	011100	49.9
	300.00	038210	139.7		300.00	001700	386.4
	300.00	038700	117.0		350.00	038700	62.3
	350.00	001300	2,947.3		375.00	000100	1,043.4
	350.00	038210	302.9		423.95	000100	353.0
	354.75	000100	1.4		425.00	038700	115.8
	375.00	000100	105.4		450.00	000100	2.8
	400.00	001300	328.4		450.00	011100	1,979.6
	450.00	000100	508.4		500.00	010800	1,043.1
	450.00	038210	335.2		500.00	011100	343.5
	475.00	000100	695.1		500.00	017000	1,872.3
	475.00	011300	243.6		510.00	000100	169.1
	500.00	000100	71.9		550.00	010800	2,053.2
	550.00	000100	25.2		600.00	000100	77.7
	550.00	009400	170.7		675.00	000100	62.5
	600.00	000100	46.5		750.00	000100	2.6
Wtd. Avg. Base & Total Tons	372.62		7,571.0	Wtd. Avg. Base & Total Tons	449.24		10,903.7

TABLE 8: BASE PRICE PAID TO GROWERS FOR GRAPES CRUSHED AND DELIVERED TO CALIFORNIA PROCESSORS FROM THE 2010 CROP WITH BRIX FACTORS AND PURCHASED TONNAGE, BY TYPE, VARIETY, REPORTING DISTRICT WHERE GROWN, AND WEIGHTED AVERAGE BASE PRICE.

District, Type, and Variety	Base Price	Brix	Tons	District, Type, and Variety	Base Price	Brix	Tons
	Per Ton	Factors			Per Ton	Factors	
	Dollars	Code a/			Dollars	Code a/	
DISTRICT 17 (Cont'd)							
Semillon	220.00	038300	21.1	Malbec	800.00	027600	0.8
	250.00	000100	46.4	Wtd. Avg. Base & Total Tons	800.00		0.8
	250.00	011100	62.0	Merlot	325.00	000100	60.6
	300.00	000100	75.2		400.00	000100	47.0
	400.00	000100	1.9		400.00	066152	495.5
	400.00	010900	171.0		425.00	015800	907.2
	400.00	011100	585.0		425.00	059590	65.3
	450.00	000100	401.5		450.00	000100	247.8
Wtd. Avg. Base & Total Tons	394.50		1,364.1		450.00	066122	109.3
					500.00	000100	711.5
Symphony	350.00	038700	474.2		500.00	017000	415.7
	400.00	001600	243.4		517.95	000100	440.1
	400.00	013400	106.7		521.12	000100	202.6
	450.00	000100	8.3		533.16	017000	442.7
Wtd. Avg. Base & Total Tons	372.02		832.6		533.16	064800	124.1
					550.00	000100	24.0
Verdelho	500.00	040490	71.2		550.00	017000	2,244.9
Wtd. Avg. Base & Total Tons	500.00		71.2		600.00	027600	7.5
					736.73	000100	1,758.4
Viognier	423.00	013600	8.5		750.00	000100	1.7
	500.00	000100	108.3	Wtd. Avg. Base & Total Tons	548.91		8,305.9
	500.00	069655	22.8	Petit Verdot	585.60	000100	205.1
	500.00	070400	222.2		850.00	000100	0.5
	550.00	069479	60.5		1,750.00	000100	2.4
	550.00	070420	110.4	Wtd. Avg. Base & Total Tons	599.67		208.0
	600.00	000100	113.6	Petite Sirah	500.00	000100	76.9
	650.00	069150	87.3		500.00	059590	26.0
	750.00	000100	5.7		550.00	064800	73.8
Wtd. Avg. Base & Total Tons	545.68		739.3		575.00	064800	119.6
					600.00	000100	52.4
White Riesling *	250.00	000100	119.1		600.00	066124	167.0
	500.00	048470	80.9		617.50	000100	48.2
	600.00	001000	57.7		620.00	000100	378.7
	650.00	000100	217.8		700.00	070655	139.1
	650.00	001000	1,259.7		800.00	027600	1.2
Wtd. Avg. Base & Total Tons	613.89		1,735.2		836.80	000100	1,527.9
					900.00	000100	75.7
					1,000.00	000100	3.6
					1,050.00	000100	5.0
					1,050.00	021200	292.6
					1,100.00	000100	49.3
					1,250.00	000100	1.1
					1,300.00	000100	48.8
					1,350.00	025100	3.4
					1,400.00	000100	80.2
					2,375.00	000100	3.3
				Wtd. Avg. Base & Total Tons	807.19		3,173.8
				Pinot Noir	600.00	000100	637.3
					650.00	067225	1,196.8
					675.00	067225	860.2
					700.00	000100	279.3
					700.00	067225	2,080.9
					750.00	000100	721.5
					800.00	000100	613.4
					850.00	000100	23.8
					925.00	017500	144.4
				Wtd. Avg. Base & Total Tons	698.23		6,557.6
				Primitivo	1,000.00	000100	2.5
				Wtd. Avg. Base & Total Tons	1,000.00		2.5
				Syrah *	350.00	000100	191.1
					400.00	059590	17.8
					600.00	020800	654.6
					695.50	017400	133.3
					1,000.00	000100	7.7
				Wtd. Avg. Base & Total Tons	564.63		1,004.5
				Tempranillo *	800.00	027600	10.2

TABLE 8: BASE PRICE PAID TO GROWERS FOR GRAPES CRUSHED AND DELIVERED TO CALIFORNIA PROCESSORS FROM THE 2010 CROP WITH BRIX FACTORS AND PURCHASED TONNAGE, BY TYPE, VARIETY, REPORTING DISTRICT WHERE GROWN, AND WEIGHTED AVERAGE BASE PRICE.

District, Type, and Variety	Base Price	Brix	Tons	District, Type, and Variety	Base Price	Brix	Tons
	Per Ton	Factors			Per Ton	Factors	
	Dollars	Code a/			Dollars	Code a/	
DISTRICT 17 (Cont'd)							
Tempranillo * (Cont'd)	850.00	000100	1.9				
	1,350.00	000100	2.2				
	1,500.00	025100	2.0				
Wtd. Avg. Base & Total Tons	965.95		16.3				
Teroldego	800.00	027600	3.4				
	1,000.00	000100	2.2				
	1,350.00	000100	2.0				
	1,500.00	025100	3.3				
Wtd. Avg. Base & Total Tons	1,153.21		10.9				
Zinfandel	250.00	000100	584.1				
	250.00	064800	389.6				
	350.00	037700	1,634.5				
	362.08	000100	480.0				
	400.00	000100	49.3				
	500.00	000100	238.1				
Wtd. Avg. Base & Total Tons	334.18		3,375.6				

* Synonyms for variety names are shown on Page 5.

a/ See code descriptions in Table 8 - Supplement: 2010 Brix Adjustment Factors.

b/ Other categories include minor and mixed varieties.

c/ Price basis per Degree Brix.

d/ Price per Degree Brix not included in weighted average base price.

e/ All prices based on per Degree Brix.

TABLE 8 - SUPPLEMENT: 2010 BRIX ADJUSTMENT FACTORS

The following Brix adjustment factors are on a per degree Brix basis and are normally calculated to a tenth of a degree, and are cumulative unless otherwise indicated. Most processors, however, indicate maximum and/or minimum Brix acceptance limits. Grapes testing above or below these limits may be subject to price renegotiation, acceptance for use other than for table wine, or rejection by the processors. Discounts for high sugar apply to both base price and bonus unless otherwise stated. There are factors other than Brix, such as material other than grapes (MOG), defects, weight loss in late harvest grapes, and sugar/acid ratios that affect grape prices. These were not considered in this presentation, unless otherwise stated, but were considered in arriving at weighted average prices.

<u>Category</u>	<u>Code</u>	<u>Description</u>	<u>Category</u>	<u>Code</u>	<u>Description</u>
PREMIUM OR PEN	000100	No max. or min.		011600	Acceptable limits 20-28
	000300	Min. acceptance 15		011700	Acceptable limits 20-29
	000400	Min. acceptance 16		011800	Acceptable limits 20-30
	000500	Min. acceptance 16.5		012175	Acceptable limits 20.5-21.5
	000600	Min. acceptance 17		012300	Acceptable limits 20.5-22.5
	000700	Min. acceptance 17.5		012800	Acceptable limits 20.8-25.7
	000800	Min. acceptance 18		012900	Acceptable limits 21-22
	000900	Min. acceptance 18.5		013100	Acceptable limits 21-23
	001000	Min. acceptance 19		013200	Acceptable limits 21-23.5
	001300	Min. acceptance 19.5		013400	Acceptable limits 21-24
	001310	Min. acceptance 19.6		013410	Acceptable limits 21-24.1
	001400	Min. acceptance 20		013500	Acceptable limits 21-24.5
	001600	Min. acceptance 20.5		013600	Acceptable limits 21-25
	001620	Min. acceptance 20.7		013700	Acceptable limits 21-25.5
	001700	Min. acceptance 21		013800	Acceptable limits 21-26
	001800	Min. acceptance 21.5		013900	Acceptable limits 21-26.5
	001880	Min. acceptance 21.9		014000	Acceptable limits 21-27
	001900	Min. acceptance 22		014100	Acceptable limits 21-28
	001920	Min. acceptance 22.2		014400	Acceptable limits 21-29
	002000	Min. acceptance 22.5		014500	Acceptable limits 21-30
	002100	Min. acceptance 22.8		014550	Acceptable limits 21-31
	002200	Min. acceptance 23		015200	Acceptable limits 21.5-22.5
	002300	Min. acceptance 23.5		015300	Acceptable limits 21.5-23
	002600	Min. acceptance 24		015500	Acceptable limits 21.5-23.5
	002800	Min. acceptance 24.4		015700	Acceptable limits 21.5-24
	003100	Min. acceptance 25		015800	Acceptable limits 21.5-24.5
	003400	Min. acceptance 27		015900	Acceptable limits 21.5-25
	003900	Max. acceptance 23		016000	Acceptable limits 21.5-25.5
	004025	Max. acceptance 23.5		016100	Acceptable limits 21.5-26
	004210	Max. acceptance 26		016140	Acceptable limits 21.5-26.5
	004268	Max. acceptance 29		016310	Acceptable limits 21.5-27.5
	004270	Max. acceptance 30		016340	Acceptable limits 21.5-28.5
	004290	Acceptable limits 11-14		016600	Acceptable limits 21.7-24
	004495	Acceptable limits 14-16		016800	Acceptable limits 22-23
	004900	Acceptable limits 15-18		017000	Acceptable limits 22-24
	005320	Acceptable limits 16-17.5		017100	Acceptable limits 22-24.5
	005600	Acceptable limits 16-20		017150	Acceptable limits 22-24.8
	005700	Acceptable limits 16-22		017200	Acceptable limits 22-25
	006300	Acceptable limits 17-19		017220	Acceptable limits 22-25.2
	006400	Acceptable limits 17-20		017300	Acceptable limits 22-25.5
	006700	Acceptable limits 17-22.5		017400	Acceptable limits 22-26
	006800	Acceptable limits 17-23		017410	Acceptable limits 22-26.1
	007050	Acceptable limits 17.5-19		017500	Acceptable limits 22-26.5
	007150	Acceptable limits 17.5-21		017600	Acceptable limits 22-27
	007200	Acceptable limits 17.5-22		017700	Acceptable limits 22-27.5
	007600	Acceptable limits 18-20		017800	Acceptable limits 22-28
	007800	Acceptable limits 18-21		017900	Acceptable limits 22-29
	007900	Acceptable limits 18-22		018000	Acceptable limits 22-30
	008000	Acceptable limits 18-23		018050	Acceptable limits 22-32
	008100	Acceptable limits 18-24		018800	Acceptable limits 22.5-23.5
008200	Acceptable limits 18-25		018900	Acceptable limits 22.5-24	
008303	Acceptable limits 18-28		019000	Acceptable limits 22.5-24.5	
008305	Acceptable limits 18 - 30		019100	Acceptable limits 22.5-25	
009000	Acceptable limits 19-21		019200	Acceptable limits 22.5-25.5	
009150	Acceptable limits 19-22.4		019300	Acceptable limits 22.5-26	
009300	Acceptable limits 19-23		019400	Acceptable limits 22.5-26.5	
009350	Acceptable limits 19-23.5		019500	Acceptable limits 22.5-27	
009400	Acceptable limits 19-24		019550	Acceptable limits 22.5-27.5	
009500	Acceptable limits 19-25		019600	Acceptable limits 22.5-28	
009520	Acceptable limits 19-26		019625	Acceptable limits 22.5-28.5	
009525	Acceptable limits 19-27		019700	Acceptable limits 22.5-30	
009565	Acceptable limits 19.2 - 22.6		019910	Acceptable limits 22.7-24	
009900	Acceptable limits 19.5-22.5		020150	Acceptable limits 22.8-24.5	
010345	Acceptable limits 19.7 - 22.4		020400	Acceptable limits 22.8-26	
010650	Acceptable limits 20-21.5		020600	Acceptable limits 23-24	
010700	Acceptable limits 20-22		020700	Acceptable limits 23-24.5	
010800	Acceptable limits 20-22.5		020800	Acceptable limits 23-25	
010900	Acceptable limits 20-23		020900	Acceptable limits 23-25.5	
011000	Acceptable limits 20-23.5		020950	Acceptable limits 23-25.8	
011100	Acceptable limits 20-24		021000	Acceptable limits 23-26	
011300	Acceptable limits 20-25		021100	Acceptable limits 23-26.5	
011400	Acceptable limits 20-26		021200	Acceptable limits 23-27	
011500	Acceptable limits 20-27		021300	Acceptable limits 23-27.5	

TABLE 8 - SUPPLEMENT: 2010 BRIX ADJUSTMENT FACTORS

The following Brix adjustment factors are on a per degree Brix basis and are normally calculated to a tenth of a degree, and are cumulative unless otherwise indicated. Most processors, however, indicate maximum and/or minimum Brix acceptance limits. Grapes testing above or below these limits may be subject to price renegotiation, acceptance for use other than for table wine, or rejection by the processors. Discounts for high sugar apply to both base price and bonus unless otherwise stated. There are factors other than Brix, such as material other than grapes (MOG), defects, weight loss in late harvest grapes, and sugar/acid ratios that affect grape prices. These were not considered in this presentation, unless otherwise stated, but were considered in arriving at weighted average prices.

Category	Code	Description	Category	Code	Description
PREMIUM OR PEN (Cont'd)					
	021500	Acceptable limits 23-28	17-20 BRIX	034050	No premium; -10% below
	021550	Acceptable limits 23-28.5	17.5-18.5 BRIX	034142	-\$15 below, +\$15 above
	021600	Acceptable limits 23-29	17.5-19 BRIX	034145	No premium; -10% below
	021800	Acceptable limits 23-30	18 BRIX	034600	No premium; -10% below
	021825	Acceptable limits 23-30.5	18-20 BRIX	034990	No premium; -10% below
	021850	Acceptable limits 23-31		035400	No premium; -15% above, max. 21
	022125	Acceptable limits 23 - 38	18.5 BRIX	036505	No premium; -10% below, min. 18
	022468	Acceptable limits 23.4 - 24.5		036520	+\$15 above
	022600	Acceptable limits 23.5-24.5	18.5-20 BRIX	036650	No premium; -10% below, min. 18
	022605	Acceptable limits 23.5 - 24.6	19 BRIX	037402	+1% above
	022700	Acceptable limits 23.5-25		037405	+\$20 above
	022800	Acceptable limits 23.5-25.5		037412	-\$20 below, +\$20 above
	022900	Acceptable limits 23.5-26	19-20 BRIX	037430	No premium; -10% below
	023000	Acceptable limits 23.5-26.5	19-22 BRIX	037450	No premium; -10% below
	023100	Acceptable limits 23.5-27	19.5 BRIX	037700	No premium, -10% below
	023400	Acceptable limits 23.5-28		037750	No premium; -15% below, min. 19
	023500	Acceptable limits 23.5-28.5	19.5-20.5 BRIX	037780	No premium; -10% below, min. 19
	023600	Acceptable limits 23.5-29	19.5-21.5 BRIX	038205	No premium; -15% below, min. 19
	023720	Acceptable limits 23.5-30.5	19.5-22 BRIX	038210	No premium; -10% below
	023725	Acceptable limits 23.6 - 23.8		038215	No premium; -15% below, min. 19
	024050	Acceptable limits 23.8-27	20 BRIX	033350	No premium; -15% above, acceptable limits 18 - 21
	024052	Acceptable limits 23.8 - 27.5		038300	No premium; -5% below
	024085	Acceptable limits 23.8-29.7		038700	No premium; -10% below
	024300	Acceptable limits 24-25		039670	-\$15 below, +\$15 above
	024400	Acceptable limits 24-25.5	20-21 BRIX	039695	No premium; -10% below
	024500	Acceptable limits 24-26	20-22 BRIX	039785	No premium; -10% below
	024600	Acceptable limits 24-26.5	20.5-21.5 BRIX	040490	No premium; -10% below
	024800	Acceptable limits 24-27	20.5-22 BRIX	040740	No premium; -10% below
	024850	Acceptable limits 24-27.1		040750	-\$15 below, +\$15 above
	024920	Acceptable limits 24-27.3	20.5-22.5 BRIX	040780	No premium; -10% below
	025100	Acceptable limits 24-28		041150	-\$15 below, +\$15 above
	025300	Acceptable limits 24-29	21 BRIX	041500	No premium; -5% below
	025400	Acceptable limits 24-30		041700	No premium; -10% below
	025430	Acceptable limits 24-31		042130	No premium; -10% below, max. 23
	025450	Acceptable limits 24-32		042433	+\$15 above
	025705	Acceptable limits 24.1 - 24.8		042437	-\$20 below
	026400	Acceptable limits 24.5-25		042438	-\$20 below, +\$20 above
	026500	Acceptable limits 24.5-25.5	21-22 BRIX	042470	No premium; -10% below
	026700	Acceptable limits 24.5-26	21-22.5 BRIX	042550	No premium; -10% below
	026800	Acceptable limits 24.5-26.5	21-23 BRIX	042700	No premium; -10% below
	026900	Acceptable limits 24.5-27	21-24 BRIX	043240	No premium; -10% below
	027000	Acceptable limits 24.5-27.5	21.5 BRIX	043900	No premium; -10% below
	027100	Acceptable limits 24.5-28	21.5-22.5 BRIX	044280	No premium; -10% below
	027120	Acceptable limits 24.5-29	21.5-23 BRIX	044450	No premium; -10% below
	027150	Acceptable limits 24.5-30	21.5-23.5 BRIX	044490	No premium; -10% below
	027290	Acceptable limits 24.8 - 25.5	21.5-24 BRIX	045250	No premium; -10% below
	027500	Acceptable limits 25-26	21.5-25 BRIX	045390	No premium; -10% below
	027600	Acceptable limits 25-27	21.7 BRIX	045490	No premium; -10% below
	027800	Acceptable limits 25-28	22 BRIX	045600	No premium; -5% below
	028000	Acceptable limits 25-29		046000	No premium; -10% below
	028100	Acceptable limits 25-30		046200	No premium; -10% below, min. 21
	028200	Acceptable limits 25-31		046300	No premium; -10%, min. 21.5
	028490	Acceptable limits 25.2 - 26.9		048030	-5% below, +\$25 above 23
	029125	Acceptable limits 26-28	22-23 BRIX	048180	No premium; -10% below
	029200	Acceptable limits 26-29	22-23.5 BRIX	048470	No premium; -10% below
	029300	Acceptable limits 26-30	22-24 BRIX	048600	No premium; -10% below
	029800	Acceptable limits 27-29		049000	No premium; -10% above or below
	030050	Acceptable limits 27-32		050150	-\$30 below, +\$30 above
	030600	Acceptable limits 28-35	22-25 BRIX	050780	No premium; -10% below
	030870	Acceptable limits 30-33	22.5 BRIX	052500	No premium; -10% below
	030900	Acceptable limits 30-35		052970	No premium; -10% below, acceptable limits 22 - 24
	030955	Acceptable limits 30 - 60		053910	No premium; -15% below, min. 22
SPECIAL CLASS	032200	Per degree brix		054465	+\$1.75 above
	032500	Per degree brix, max. 23		054473	+\$15 above
16 BRIX	033100	No premium; -15%, min. 15	22.5-23.5 BRIX	054495	No premium; -10% below
16-17 BRIX	033280	No premium; -10% below		054496	No premium; -10% below, min. 22
16-18 BRIX	033290	No premium; -10% below		054505	-\$15 below, +\$15 above
16-19 BRIX	033295	No premium; -10% below	22.5-24 BRIX	054575	No premium; -10% below
16.5 BRIX	033625	-10% below, +10% above to 17.5, min. 15.5	22.5-24.5 BRIX	055310	No premium; -10% above or below
	033660	-10% below, +10% above to 18, acceptable limits 15-20	23 BRIX	056850	No premium; -5.75% below
	033670	-15% below, +15% above to 18, acceptable limits 15-20		056900	No premium; -10% below
17 BRIX	033970	-\$15 below, +\$15 above		057700	No premium; -10% below, acceptable limits 22.5-25
17-18 BRIX	033980	No premium; -10% below		058678	+\$40 above, -\$40 below

TABLE 8 - SUPPLEMENT: 2010 BRIX ADJUSTMENT FACTORS

The following Brix adjustment factors are on a per degree Brix basis and are normally calculated to a tenth of a degree, and are cumulative unless otherwise indicated. Most processors, however, indicate maximum and/or minimum Brix acceptance limits. Grapes testing above or below these limits may be subject to price renegotiation, acceptance for use other than for table wine, or rejection by the processors. Discounts for high sugar apply to both base price and bonus unless otherwise stated. There are factors other than Brix, such as material other than grapes (MOG), defects, weight loss in late harvest grapes, and sugar/acid ratios that affect grape prices. These were not considered in this presentation, unless otherwise stated, but were considered in arriving at weighted average prices.

Category	Code	Description	Category	Code	Description
23 BRIX (Cont'd)	058685	-\$167 below	24.5 - 25 BRIX	069220	+5% above to 27, -10% below
23-24 BRIX	058780	No premium; -10% below	24.5 BRIX	069125	+5% above to 26.5, min. 24
	059523	+5% above to 26, min. 23		069150	+5% above to 26.5, -15% below, min 24
	059525	+5% above to 26, -5% below, min. 22		069215	+\$225 per .5 degree to 27, min 22.5
	059532	+5% above to 26, -10% below	24.5-26.5 BRIX	069479	+10% above, min. 24
	059534	+5% above, -10% below	25 BRIX	069590	+5% above, min. 24
23-24.5 BRIX	059535	+5% above to 26, -10% below, min. 22.5		069625	+5% above to 27, -15% below, min. 24
	059590	No premium; -10% below		069655	+5% above to 27, min. 24
23-25 BRIX	059697	No premium; -9% below	25-26 BRIX	070400	No premium; -15% below, min. 24
	059700	No premium; -10% below	25-26.5 BRIX	070420	+10% above, min. 24
	059705	No premium; -10% above or below	26 BRIX	070551	+\$100 above, acceptable limits 25-29
	060200	No premium; -15% below	26.1	070554	No premium; -10% below
23-25.5 BRIX	058705	+4% above to 25.5	27 BRIX	070608	No premium; -10% below
23-26 BRIX	060500	No premium; -10% below		070620	+4% above, acceptable limits 24-30
23-27 BRIX	060895	No premium; -10% below		070625	+4% above, acceptable limits 24.5-30
	060908	No premium; -12% below		070630	+4% above, acceptable limits 25-32
23.5 BRIX	061300	No premium; -10% below		070651	+3% above, acceptable limits 24-40
	061800	No premium; -10% below, min. 23.0		070658	+35% above
	062405	No premium; -15% below, min. 23	27-27.9 BRIX	070655	+\$50, acceptable limits 22-28
	062428	+\$2 above, -10% below	28-32 BRIX	070800	+20% over base
	062442	+\$15 above	28.0 BRIX	070680	No premium; -10% below
	062444	+\$20 above		070740	+\$100 per ton, acceptable limits 22-28
	062446	+\$25 above	28.9 BRIX	070900	No premium; -10% below
23.5-24 BRIX	062525	No premium; -10% below			
	062575	+5% above to 26, -5% below, min. 23			
	062583	+5% above to 26, -10% below			
23.5-24.5 BRIX	062590	No premium; -10% below			
	062700	No premium; -15% below			
	062800	No premium; -15% below, min. 23			
	063430	-\$15 below, +\$15 above			
23.5-25 BRIX	063600	No premium; -10% below			
	063800	No premium; -10% below, min. 23.0			
	063850	No premium; -15% below, min. 23			
	064010	+\$40 above, -\$40 below			
23.5-25.5 BRIX	064170	No premium; -10% below			
	064175	No premium; -10% above or below			
23.5-26 BRIX	064410	+1.3% above			
23.8 - 24 BRIX	064750	+5% above, -10% below			
23.8-25.2 BRIX	064780	No premium; -10% below			
24 BRIX	064785	No premium; -3% below, min. 23.5			
	064800	No premium; -10% below			
	065250	No premium; -10% below, min. 23.5			
	066050	No premium; -15% below, min. 23.5			
	066121	+5% above, -10% below			
	066122	+5% above			
	066123	+5% above to 26			
	066124	+5% above to 26.5			
	066151	+5% above to 26, -10% below, min 23.5			
	066152	+5% above to 26, -10% below, min. 24			
	066153	+5% above to 26, -5% below, min. 23.5			
	066155	+5% above to 26, -15% below			
	066160	+5% above to 26, min. 23			
	066163	+5% above to 26, min. 23.5			
	066166	+5% above to 26, -15% below, min. 23.5			
	066170	+5% above, min. 23.5			
	066190	+7% above to 26, -10% below			
	066340	+\$30 above			
24-24.5 BRIX	066510	+5% above to 26.5, -10% below			
24-25 BRIX	066540	No premium; -10% below			
	066545	No premium; -10% below, min. 23.5			
	067160	+5% above to 27, -10% below			
24-25.5 BRIX	067190	No premium; -10% below, min 23.5			
	067225	No premium; -15% below, min. 23.5			
	067410	+5% above to 26.5			
	067415	+5% above to 26.5, -5% below			
24-26 BRIX	067525	No premium; -10% below, min 23.5			
	067550	No premium; -10% below			
	067900	No premium; -10% above or below			
	067950	+10% above, -10% below			
24-27 BRIX	067959	No premium; -10% below			
	067962	No premium; -10% below, max 28			
	067963	No premium; -10% above or below, acceptable limits 23-28			
24-30 BRIX	068001	No premium; -5% above or below			

Table 9 only appears in the Final Grape Crush Report.

Table 10 begins on the following page.

**TABLE 10: WEIGHTED AVERAGE GROWER RETURNS PER TON DELIVERED BASIS NON-RELATED PURCHASE
FOR WINE, CONCENTRATE, JUICE, VINEGAR, AND BEVERAGE BRANDY BY CALIFORNIA PROCESSORS
FROM THE 2010 CROP BY TYPE, VARIETY, AND REPORTING DISTRICT WHERE GROWN, WITH COMPARISONS**

Type and Variety	1	2	3	4	5	6	7	8	9	10
	Dollars									
RAISIN GRAPES:										
Diamond Muscat	0.00	0.00	0.00	0.00	0.00	0.00	0.00	0.00	0.00	0.00
Dovine	0.00	0.00	0.00	0.00	0.00	0.00	0.00	0.00	0.00	0.00
Fiesta	0.00	0.00	0.00	0.00	0.00	0.00	0.00	0.00	0.00	0.00
Selma Pete	0.00	0.00	0.00	0.00	0.00	0.00	0.00	0.00	0.00	0.00
Thompson Seedless	0.00	0.00	0.00	0.00	0.00	0.00	0.00	0.00	0.00	219.88
Total Raisin	0.00	0.00	0.00	0.00	0.00	0.00	0.00	0.00	0.00	219.88
TABLE GRAPES:										
Autumn Royal	0.00	0.00	0.00	0.00	0.00	0.00	0.00	0.00	0.00	0.00
Autumn Seedless	0.00	0.00	0.00	0.00	0.00	0.00	0.00	0.00	0.00	0.00
Blanc Seedless	0.00	0.00	0.00	0.00	0.00	0.00	0.00	0.00	0.00	0.00
Calmeria	0.00	0.00	0.00	0.00	0.00	0.00	0.00	0.00	0.00	0.00
Christmas Rose	0.00	0.00	0.00	0.00	0.00	0.00	0.00	0.00	0.00	0.00
Crimson Seedless *	0.00	0.00	0.00	0.00	0.00	0.00	0.00	0.00	0.00	0.00
Emerald Seedless *	0.00	0.00	0.00	0.00	0.00	0.00	0.00	0.00	0.00	0.00
Emperor	0.00	0.00	0.00	0.00	0.00	0.00	0.00	0.00	0.00	0.00
Flame Seedless *	0.00	0.00	0.00	0.00	0.00	0.00	0.00	0.00	0.00	0.00
Flame Tokay	0.00	0.00	0.00	0.00	0.00	0.00	0.00	0.00	0.00	0.00
Italia *	0.00	0.00	0.00	0.00	0.00	0.00	0.00	0.00	0.00	0.00
Malaga *	0.00	0.00	0.00	0.00	0.00	0.00	0.00	0.00	0.00	0.00
Marroo Seedless	0.00	0.00	0.00	0.00	0.00	0.00	0.00	0.00	0.00	0.00
Princess *	0.00	0.00	0.00	0.00	0.00	0.00	0.00	0.00	0.00	0.00
Red Globe *	0.00	0.00	0.00	0.00	0.00	0.00	0.00	0.00	0.00	0.00
Ribier	0.00	0.00	0.00	0.00	0.00	0.00	0.00	0.00	0.00	0.00
Rouge	0.00	0.00	0.00	0.00	0.00	0.00	0.00	0.00	0.00	0.00
Ruby Seedless *	0.00	0.00	0.00	0.00	0.00	0.00	0.00	0.00	0.00	0.00
Scarlet Royal	0.00	0.00	0.00	0.00	0.00	0.00	0.00	0.00	0.00	0.00
Summer Muscat	0.00	0.00	0.00	0.00	0.00	0.00	0.00	0.00	0.00	0.00
Summer Royal	0.00	0.00	0.00	0.00	0.00	0.00	0.00	0.00	0.00	0.00
Other Table 1/	0.00	0.00	0.00	0.00	0.00	0.00	0.00	0.00	0.00	0.00
Total Table	0.00	0.00	0.00	0.00	0.00	0.00	0.00	0.00	0.00	0.00
WINE GRAPES (WHITE):										
Albarino	2,231.43	0.00	0.00	2,253.54	0.00	0.00	824.13	1,569.52	0.00	1,140.68
Arneis	1,100.00	0.00	3,443.38	0.00	0.00	1,000.00	1,480.69	1,500.00	0.00	0.00
Burger *	0.00	0.00	0.00	0.00	0.00	0.00	0.00	0.00	0.00	0.00
Chardonnay *	954.68	1,235.12	1,804.50	2,115.17	684.11	687.72	893.57	1,188.25	446.28	1,202.30
Chenin Blanc	920.08	0.00	1,500.00	761.54	392.21	0.00	1,438.27	498.64	486.23	290.96
Cortese	1,100.00	0.00	0.00	0.00	0.00	0.00	0.00	0.00	0.00	0.00
Emerald Riesling	0.00	0.00	0.00	0.00	0.00	0.00	0.00	0.00	0.00	0.00
Flora	0.00	0.00	0.00	1,623.60	0.00	0.00	0.00	0.00	0.00	0.00
French Colombard	865.69	0.00	523.06	0.00	475.00	0.00	0.00	0.00	246.40	0.00
Gewurztraminer	1,224.97	0.00	1,725.14	1,250.00	0.00	1,100.00	831.09	792.34	677.33	0.00
Gray Riesling *	0.00	0.00	1,350.00	0.00	0.00	0.00	0.00	0.00	0.00	0.00
Grenache Blanc	1,200.00	2,000.00	2,500.00	0.00	0.00	0.00	1,739.64	1,572.19	1,990.00	1,290.39
Gruener Veltliner	0.00	0.00	1,700.00	0.00	0.00	0.00	810.00	1,892.31	0.00	0.00
Malvasia Bianca	0.00	0.00	1,278.45	0.00	0.00	837.97	1,100.78	916.31	600.00	350.00
Marsanne	4,000.00	0.00	2,190.33	3,917.55	0.00	1,250.74	1,045.45	1,704.49	1,500.00	1,332.58
Melon	0.00	0.00	1,998.42	0.00	0.00	0.00	0.00	0.00	0.00	0.00
Moscato Gaillo *	0.00	0.00	0.00	0.00	0.00	0.00	0.00	1,868.42	0.00	0.00
Muscat Blanc *	1,029.74	1,123.41	1,941.23	2,001.62	900.00	1,277.78	1,313.56	1,057.00	0.00	1,017.91
Muscat Orange	1,327.71	0.00	0.00	0.00	0.00	0.00	891.82	1,181.99	0.00	1,018.49
Muscat of Alexandria	0.00	0.00	0.00	0.00	0.00	0.00	0.00	0.00	489.30	0.00
Palomino *	0.00	0.00	0.00	0.00	0.00	0.00	0.00	0.00	0.00	0.00
Picpoul Blanc	0.00	0.00	0.00	0.00	0.00	0.00	0.00	2,000.00	0.00	0.00
Pinot Blanc	1,096.45	1,100.00	1,763.22	1,662.79	0.00	958.33	917.08	1,631.84	0.00	0.00
Pinot Gris *	1,155.33	1,000.00	1,650.33	1,617.81	628.06	540.52	990.60	884.72	542.00	795.73
Ribolla Gialla *	0.00	0.00	0.00	2,692.31	0.00	0.00	0.00	0.00	0.00	0.00
Roussanne	1,398.13	0.00	1,708.38	0.00	0.00	1,603.07	1,950.54	1,975.45	3,084.00	1,279.80
Sauvignon Blanc	1,002.08	857.98	1,307.12	1,793.15	405.10	421.28	839.28	818.51	435.08	650.23
Sauvignon Musque	1,150.00	950.00	1,522.92	1,964.94	858.50	400.00	1,270.42	0.00	0.00	0.00
Sauvignon Vert *	0.00	0.00	1,777.42	1,859.18	0.00	0.00	0.00	0.00	0.00	0.00
Scheurebe	0.00	0.00	0.00	0.00	0.00	0.00	0.00	0.00	0.00	0.00
Semillon	1,079.26	1,005.77	2,647.67	2,180.67	0.00	1,311.99	1,320.80	0.00	0.00	878.03
St. Emilion *	0.00	0.00	0.00	0.00	0.00	0.00	0.00	1,400.00	0.00	0.00
Symphony	0.00	0.00	0.00	0.00	350.00	0.00	0.00	0.00	365.00	0.00
Tocai Friulano	1,035.85	0.00	2,027.70	1,800.00	0.00	0.00	1,100.00	1,609.97	0.00	0.00
Torrontes	0.00	0.00	0.00	0.00	0.00	0.00	0.00	0.00	0.00	0.00
Triplet Blanc	0.00	0.00	0.00	0.00	0.00	0.00	0.00	0.00	0.00	0.00
Verdelho	0.00	0.00	0.00	0.00	2,000.00	0.00	0.00	1,442.33	0.00	1,105.34
Vermantino *	0.00	0.00	0.00	0.00	0.00	0.00	0.00	1,300.00	0.00	1,564.86
Vernaccia	0.00	0.00	2,234.38	0.00	0.00	0.00	0.00	0.00	0.00	0.00
Viognier	1,140.10	1,390.66	2,346.11	2,655.44	594.31	976.50	1,465.32	1,482.06	674.82	1,430.58
White Riesling *	1,631.67	1,218.72	2,428.98	2,641.64	924.27	1,400.00	814.02	917.32	0.00	0.00
Other White 1/	200.00	850.00	1,618.92	0.00	0.00	884.00	0.00	1,600.85	800.00	0.00
Total White	980.80	904.92	1,732.05	2,017.07	598.39	647.11	890.74	1,095.85	452.44	931.36

**TABLE 10: WEIGHTED AVERAGE GROWER RETURNS PER TON DELIVERED BASIS NON-RELATED PURCHASE
FOR WINE, CONCENTRATE, JUICE, VINEGAR, AND BEVERAGE BRANDY BY CALIFORNIA PROCESSORS
FROM THE 2010 CROP BY TYPE, VARIETY, AND REPORTING DISTRICT WHERE GROWN, WITH COMPARISONS**

Type and Variety	11	12	13	14	15	16	17	2010 State Total	2009 State Total
	Dollars								
RAISIN GRAPES:									
Diamond Muscat	0.00	0.00	347.42	0.00	0.00	0.00	0.00	347.42	300.00
Dovine	0.00	0.00	190.00	0.00	0.00	0.00	0.00	190.00	165.00
Fiesta	0.00	0.00	196.09	181.00	0.00	0.00	0.00	196.06	166.18
Selma Pete	0.00	0.00	190.00	0.00	0.00	0.00	0.00	190.00	165.00
Thompson Seedless	0.00	209.51	210.35	215.01	0.00	0.00	0.00	211.02	171.93
Total Raisin	0.00	209.51	207.96	214.89	0.00	0.00	0.00	208.77	171.02
TABLE GRAPES:									
Autumn Royal	0.00	0.00	156.16	166.00	0.00	0.00	0.00	165.32	126.99
Autumn Seedless	0.00	0.00	0.00	0.00	0.00	0.00	0.00	0.00	149.50
Blanc Seedless	0.00	0.00	0.00	170.00	0.00	0.00	0.00	170.00	0.00
Calmeria	0.00	0.00	0.00	178.00	0.00	0.00	0.00	178.00	130.65
Christmas Rose	0.00	0.00	0.00	0.00	0.00	0.00	0.00	0.00	149.50
Crimson Seedless *	0.00	0.00	154.24	168.32	0.00	0.00	0.00	168.14	140.83
Emerald Seedless *	0.00	0.00	0.00	174.40	0.00	0.00	0.00	174.40	145.69
Emperor	0.00	0.00	0.00	168.00	0.00	0.00	0.00	168.00	0.00
Flame Seedless *	0.00	0.00	194.52	182.03	0.00	0.00	0.00	183.42	146.56
Flame Tokay	197.94	0.00	0.00	0.00	0.00	0.00	0.00	197.94	192.43
Italia *	0.00	0.00	0.00	175.00	0.00	0.00	0.00	175.00	143.65
Malaga *	0.00	0.00	156.69	0.00	0.00	0.00	0.00	156.69	165.00
Marroo Seedless	0.00	0.00	0.00	0.00	0.00	0.00	0.00	0.00	139.47
Princess *	0.00	0.00	0.00	173.00	0.00	0.00	0.00	173.00	140.42
Red Globe *	0.00	0.00	163.30	163.00	0.00	0.00	0.00	163.03	139.51
Ribier	0.00	0.00	0.00	0.00	0.00	0.00	0.00	0.00	149.50
Rouge	0.00	0.00	0.00	158.00	0.00	0.00	0.00	158.00	0.00
Ruby Seedless *	0.00	0.00	187.77	178.82	0.00	0.00	0.00	183.47	144.80
Scarlet Royal	0.00	0.00	0.00	198.00	0.00	0.00	0.00	198.00	0.00
Summer Muscat	0.00	0.00	400.00	0.00	0.00	0.00	0.00	400.00	400.00
Summer Royal	0.00	0.00	0.00	184.00	0.00	0.00	0.00	184.00	0.00
Other Table 1/	0.00	0.00	175.55	173.42	100.00	0.00	0.00	174.88	141.38
Total Table	197.94	0.00	175.79	171.46	100.00	0.00	0.00	173.71	142.97
WINE GRAPES (WHITE):									
Albarino	886.67	0.00	0.00	0.00	0.00	0.00	580.96	928.31	1,657.47
Arneis	0.00	0.00	0.00	0.00	0.00	0.00	0.00	2,090.60	1,773.93
Burger *	200.00	187.67	175.00	185.00	0.00	0.00	0.00	178.62	178.35
Chardonnay *	450.69	399.10	333.32	308.60	811.69	1,156.64	502.98	758.21	800.05
Chenin Blanc	294.38	284.99	245.43	241.75	0.00	0.00	382.78	277.40	267.88
Cortese	0.00	0.00	0.00	0.00	0.00	0.00	0.00	1,100.00	1,100.00
Emerald Riesling	0.00	0.00	0.00	320.25	0.00	0.00	0.00	320.25	338.69
Flora	0.00	0.00	0.00	0.00	0.00	0.00	0.00	1,623.60	2,204.60
French Colombard	277.21	250.64	241.37	233.57	0.00	0.00	0.00	241.19	227.47
Gewurztraminer	493.54	0.00	0.00	0.00	0.00	0.00	628.72	857.63	853.41
Gray Riesling *	550.00	0.00	0.00	0.00	0.00	0.00	0.00	658.76	0.00
Grenache Blanc	511.41	0.00	0.00	0.00	0.00	0.00	0.00	1,445.39	1,546.13
Gruner Veltliner	0.00	0.00	0.00	0.00	0.00	0.00	500.00	766.87	810.00
Malvasia Bianca	348.61	357.62	413.53	0.00	0.00	1,800.00	0.00	454.55	368.84
Marsanne	565.84	0.00	800.00	0.00	0.00	0.00	400.00	1,081.91	1,121.47
Melon	0.00	0.00	0.00	0.00	0.00	0.00	0.00	1,998.42	1,998.64
Moscato Gaillo *	630.93	0.00	0.00	0.00	0.00	0.00	0.00	773.86	543.69
Muscat Blanc *	480.25	550.00	450.09	0.00	1,000.00	1,171.37	594.77	567.22	587.32
Muscat Orange	502.27	471.69	446.04	0.00	0.00	0.00	500.00	520.18	505.23
Muscat of Alexandria	378.09	450.00	361.10	351.70	0.00	0.00	0.00	357.24	307.64
Palomino *	0.00	0.00	226.14	0.00	258.82	450.00	0.00	227.37	183.99
Picpoul Blanc	0.00	0.00	0.00	0.00	0.00	0.00	0.00	2,000.00	0.00
Pinot Blanc	0.00	0.00	0.00	0.00	0.00	0.00	0.00	1,422.93	1,274.63
Pinot Gris *	532.52	441.46	402.94	357.13	0.00	1,246.01	583.61	599.61	678.76
Ribolla Gialla *	0.00	0.00	0.00	0.00	0.00	0.00	0.00	2,692.31	2,736.49
Roussanne	704.22	0.00	800.00	0.00	0.00	1,272.69	0.00	1,679.88	1,950.18
Sauvignon Blanc	435.14	325.51	299.84	282.79	0.00	1,109.89	438.71	747.30	736.38
Sauvignon Musque	0.00	0.00	0.00	0.00	0.00	0.00	0.00	1,398.50	1,458.82
Sauvignon Vert *	0.00	0.00	0.00	0.00	0.00	0.00	0.00	1,827.50	1,689.56
Scheurebe	0.00	0.00	0.00	0.00	0.00	0.00	0.00	0.00	1,400.00
Semillon	416.26	300.00	316.15	0.00	0.00	0.00	394.50	548.82	507.27
St. Emilion *	700.00	0.00	0.00	0.00	0.00	0.00	0.00	1,194.12	225.00
Symphony	379.08	400.00	364.79	0.00	0.00	0.00	372.02	370.03	326.67
Tocai Friulano	0.00	0.00	0.00	0.00	0.00	0.00	0.00	1,461.08	1,517.57
Torrontes	1,115.36	0.00	0.00	0.00	0.00	0.00	0.00	1,115.36	1,088.48
Triplet Blanc	0.00	240.00	206.15	0.00	0.00	0.00	0.00	207.56	223.39
Verdelho	1,100.00	0.00	250.00	0.00	0.00	0.00	500.00	817.53	532.63
Vermantino *	502.41	0.00	0.00	0.00	0.00	0.00	0.00	518.27	617.14
Vernaccia	0.00	0.00	0.00	0.00	0.00	0.00	0.00	2,234.38	2,319.37
Viognier	518.88	452.95	409.63	0.00	0.00	1,204.10	550.21	655.57	670.33
White Riesling *	517.52	453.31	357.77	404.00	0.00	1,039.89	613.89	769.78	945.23
Other White 1/	300.00	210.00	203.44	181.32	0.00	0.00	0.00	302.98	275.61
Total White	453.04	352.74	265.38	277.36	479.63	1,144.00	489.44	507.63	539.26


TABLE 10: WEIGHTED AVERAGE GROWER RETURNS PER TON DELIVERED BASIS NON-RELATED PURCHASE FOR WINE, CONCENTRATE, JUICE, VINEGAR, AND BEVERAGE BRANDY BY CALIFORNIA PROCESSORS FROM THE 2010 CROP BY TYPE, VARIETY, AND REPORTING DISTRICT WHERE GROWN, WITH COMPARISONS

Type and Variety	1	2	3	4	5	6	7	8	9	10
	Dollars									
WINE GRAPES (RED):										
Aglianico	0.00	0.00	0.00	3,600.00	0.00	0.00	0.00	1,544.70	800.00	1,200.00
Aleatico	0.00	0.00	2,846.63	0.00	0.00	0.00	0.00	0.00	0.00	0.00
Alicante Bouschet *	1,000.00	0.00	2,395.17	0.00	0.00	535.09	0.00	2,402.04	0.00	846.45
Alvarelhao	0.00	0.00	0.00	0.00	0.00	0.00	0.00	1,700.00	0.00	1,185.71
Barbera	1,210.77	1,203.30	1,778.17	1,893.75	0.00	1,052.43	913.24	1,287.79	498.28	1,226.91
Blaufraenkisch *	0.00	0.00	0.00	3,000.00	0.00	0.00	0.00	1,500.00	0.00	0.00
Cabernet Franc	1,462.75	1,419.67	2,113.33	5,430.95	680.00	2,101.63	1,006.55	1,003.19	635.62	1,033.10
Cabernet Sauvignon	1,131.77	1,311.38	1,965.32	4,262.28	1,181.18	1,215.63	836.07	923.16	494.78	1,153.05
Carignane	696.41	2,500.00	1,909.52	2,414.89	500.00	970.83	1,090.91	1,788.46	0.00	1,406.54
Carmenere	0.00	0.00	0.00	0.00	0.00	1,500.00	0.00	0.00	0.00	0.00
Carmine	0.00	0.00	0.00	0.00	0.00	0.00	0.00	0.00	600.00	0.00
Carnelian	0.00	0.00	0.00	0.00	0.00	0.00	0.00	0.00	0.00	0.00
Centurian	0.00	0.00	0.00	0.00	0.00	0.00	0.00	0.00	0.00	0.00
Charbono	746.30	0.00	0.00	2,203.40	800.00	1,000.00	0.00	0.00	0.00	1,002.59
Ciliegiolo	0.00	0.00	0.00	0.00	0.00	0.00	0.00	0.00	0.00	0.00
Cinsaut *	0.00	0.00	2,045.57	606.68	0.00	536.36	1,200.00	1,749.52	831.00	1,009.90
Colorino	0.00	0.00	0.00	0.00	0.00	0.00	0.00	0.00	0.00	0.00
Counoise	0.00	0.00	0.00	0.00	0.00	0.00	0.00	1,812.72	1,280.00	0.00
Dolcetto	1,220.96	0.00	1,842.34	1,630.77	500.00	2,900.00	0.00	1,486.26	0.00	1,342.08
Early Burgundy	0.00	0.00	0.00	0.00	0.00	0.00	0.00	0.00	0.00	0.00
Fer Servadou	0.00	0.00	0.00	0.00	0.00	0.00	0.00	0.00	0.00	0.00
Freisa	0.00	0.00	0.00	0.00	0.00	0.00	0.00	0.00	0.00	0.00
Gamay (Napa) *	1,178.89	0.00	1,163.66	1,398.94	569.40	0.00	0.00	600.12	0.00	0.00
Gamay Noir Au Jus Blanc	0.00	0.00	0.00	0.00	0.00	0.00	0.00	0.00	0.00	1,500.00
Graciano	0.00	0.00	0.00	2,700.00	0.00	0.00	1,722.22	2,000.00	0.00	1,138.98
Grand Noir	0.00	0.00	0.00	0.00	0.00	1,700.00	0.00	2,200.00	0.00	0.00
Grenache *	1,640.18	1,337.08	2,518.58	3,327.08	0.00	712.45	1,740.10	1,149.94	242.62	1,415.84
Lagrein	0.00	0.00	0.00	0.00	0.00	0.00	0.00	1,337.95	0.00	0.00
Malbec	1,573.60	1,605.67	2,381.81	3,113.06	727.82	2,543.96	950.32	1,127.98	1,500.00	1,265.53
Mataro *	2,500.00	1,760.61	2,425.26	3,355.00	0.00	1,404.19	3,435.71	1,427.27	1,473.81	1,329.49
Merlot	744.55	735.89	1,246.62	2,405.44	636.20	908.45	841.44	708.99	427.32	1,054.44
Meunier *	1,800.00	0.00	3,012.30	1,881.61	0.00	0.00	0.00	0.00	0.00	0.00
Mission	0.00	0.00	0.00	0.00	0.00	300.00	0.00	500.00	0.00	2,049.00
Montepulciano	0.00	1,300.00	1,640.00	0.00	500.00	1,200.00	0.00	0.00	0.00	1,000.00
Muscat Hamburg *	0.00	0.00	0.00	0.00	0.00	0.00	0.00	0.00	0.00	1,454.07
Nebbiolo	1,200.00	1,400.00	1,120.00	0.00	0.00	2,108.33	0.00	1,202.05	550.00	1,315.88
Negrette *	0.00	0.00	0.00	0.00	0.00	0.00	2,000.00	0.00	0.00	0.00
Negroamaro	1,218.99	0.00	0.00	0.00	0.00	0.00	0.00	820.00	800.00	0.00
Nero D'Avola *	1,200.00	0.00	0.00	0.00	0.00	0.00	0.00	0.00	0.00	0.00
Petit Verdot	1,392.46	1,571.18	2,297.27	4,884.00	2,000.00	1,594.17	1,221.24	1,190.39	1,500.00	1,177.24
Petite Sirah	1,233.91	1,419.19	2,344.38	3,263.88	787.66	950.36	974.34	984.48	566.03	1,259.92
Pfeffer Cabernet	0.00	0.00	0.00	0.00	0.00	0.00	1,400.00	0.00	0.00	0.00
Pinot Noir	2,269.34	1,484.93	2,790.35	2,441.39	837.84	1,714.32	1,443.28	2,536.07	638.55	1,166.04
Pinotage	1,611.74	0.00	0.00	0.00	0.00	0.00	0.00	0.00	0.00	1,535.71
Pommard	0.00	0.00	0.00	0.00	0.00	0.00	0.00	0.00	0.00	0.00
Primitivo	1,185.29	2,215.21	2,127.96	2,500.00	0.00	899.37	1,500.00	1,182.40	1,200.00	1,146.11
Refosco *	0.00	0.00	0.00	2,700.00	0.00	2,900.00	0.00	1,073.73	0.00	0.00
Royalty	0.00	0.00	0.00	0.00	0.00	0.00	0.00	0.00	0.00	0.00
Rubired *	0.00	0.00	0.00	0.00	0.00	0.00	0.00	0.00	0.00	0.00
Ruby Cabernet	0.00	0.00	0.00	0.00	0.00	600.00	0.00	0.00	0.00	0.00
Sagrantino	0.00	0.00	0.00	0.00	0.00	0.00	0.00	0.00	0.00	0.00
Salvador	0.00	0.00	0.00	0.00	0.00	0.00	0.00	0.00	0.00	0.00
Sangiovese *	1,218.19	1,300.00	2,202.83	2,358.29	0.00	1,473.16	844.54	1,207.96	500.00	1,110.76
Souzao	0.00	685.71	0.00	0.00	0.00	0.00	1,000.00	1,571.83	0.00	1,021.77
Syrah *	966.46	862.87	1,965.48	2,973.56	711.85	1,009.67	837.42	915.30	511.68	1,273.46
Tannat	0.00	0.00	1,947.10	0.00	1,500.00	0.00	1,254.68	1,225.39	0.00	800.00
Tempranillo *	1,250.00	1,347.98	1,650.00	2,609.68	2,000.00	1,487.80	1,551.33	873.65	1,800.00	1,101.88
Teroldego	0.00	0.00	0.00	0.00	0.00	500.00	1,290.96	820.00	750.00	800.00
Tinta Barroca	1,250.00	0.00	0.00	0.00	0.00	0.00	0.00	0.00	0.00	0.00
Tinta Cao	1,250.00	1,200.00	1,650.00	2,527.59	0.00	0.00	1,100.00	2,400.00	0.00	1,157.29
Tinta Madeira	0.00	0.00	0.00	0.00	0.00	0.00	0.00	1,262.58	0.00	0.00
Touriga Francesca	1,250.00	0.00	0.00	2,500.00	0.00	0.00	1,000.00	0.00	0.00	0.00
Touriga Nacional *	1,250.00	965.22	1,722.86	2,700.00	0.00	1,400.00	1,308.96	1,915.09	0.00	1,279.49
Trousseau *	0.00	1,700.00	0.00	0.00	0.00	0.00	2,000.00	0.00	0.00	766.67
Zinfandel	1,301.42	1,234.31	2,234.24	2,753.24	373.54	1,380.93	690.55	993.57	228.92	1,017.99
Other Red 1/	0.00	2,000.00	2,849.01	2,000.00	0.00	600.00	950.35	564.57	0.00	806.62
Total Red	1,190.27	1,265.65	2,143.64	3,581.58	821.92	1,244.66	1,032.50	1,014.29	419.72	1,091.37
TOTAL WINE	1,091.52	1,129.33	1,950.84	3,067.62	671.78	974.61	961.50	1,035.77	437.73	1,075.15
TOTAL ALL VARIETIES	1,091.52	1,129.33	1,950.84	3,067.62	671.78	974.61	961.50	1,035.77	437.73	852.98

**TABLE 10: WEIGHTED AVERAGE GROWER RETURNS PER TON DELIVERED BASIS NON-RELATED PURCHASE
FOR WINE, CONCENTRATE, JUICE, VINEGAR, AND BEVERAGE BRANDY BY CALIFORNIA PROCESSORS
FROM THE 2010 CROP BY TYPE, VARIETY, AND REPORTING DISTRICT WHERE GROWN, WITH COMPARISONS**

Type and Variety	11	12	13	14	15	16	17	2010 State Total	2009 State Total
	Dollars								
WINE GRAPES (RED):									
Aglianico	0.00	1,755.28	0.00	0.00	0.00	0.00	0.00	1,697.77	1,070.09
Aleatico	0.00	0.00	0.00	0.00	0.00	2,537.05	0.00	2,828.73	2,490.67
Alicante Bouschet *	469.18	0.00	231.64	334.29	0.00	447.27	750.00	318.49	328.26
Alvarelhao	1,036.17	0.00	0.00	0.00	0.00	0.00	0.00	1,309.52	1,258.19
Barbera	517.98	251.56	250.86	276.95	0.00	1,238.76	1,525.61	274.33	273.88
Blaufraenkisch *	0.00	0.00	0.00	0.00	0.00	0.00	0.00	1,558.44	3,500.00
Cabernet Franc	391.10	0.00	325.00	1,000.00	0.00	1,240.12	822.66	1,394.04	1,508.86
Cabernet Sauvignon	511.00	414.41	356.83	405.48	555.56	1,059.44	601.66	966.47	1,016.98
Carignane	381.95	261.24	263.30	251.25	0.00	1,000.00	0.00	352.92	374.52
Carmenere	0.00	0.00	0.00	0.00	0.00	0.00	0.00	1,500.00	800.00
Carmine	0.00	0.00	0.00	0.00	0.00	0.00	0.00	600.00	600.00
Carnelian	197.00	0.00	245.86	245.27	0.00	0.00	0.00	245.31	250.00
Centurian	0.00	0.00	263.79	0.00	0.00	0.00	0.00	263.79	265.55
Charbono	700.00	0.00	350.00	0.00	0.00	0.00	0.00	1,200.51	1,536.35
Ciliegiolo	0.00	723.44	0.00	0.00	0.00	0.00	0.00	723.44	1,210.94
Cinsaut *	710.71	900.00	0.00	300.00	0.00	1,065.79	1,200.00	760.58	847.22
Colorino	0.00	1,136.41	0.00	0.00	0.00	0.00	0.00	1,136.41	1,576.82
Counoise	0.00	1,021.77	0.00	0.00	0.00	0.00	0.00	1,634.85	1,645.78
Dolcetto	0.00	0.00	0.00	0.00	0.00	800.00	0.00	1,452.54	1,524.19
Early Burgundy	700.00	0.00	0.00	0.00	0.00	0.00	0.00	700.00	1,069.05
Fer Servadou	0.00	1,021.77	0.00	0.00	0.00	0.00	0.00	1,021.77	1,667.43
Freisa	0.00	1,029.04	0.00	0.00	0.00	0.00	0.00	1,029.04	1,267.73
Gamay (Napa) *	0.00	0.00	301.77	0.00	0.00	0.00	400.00	483.61	606.02
Gamay Noir Au Jus Blanc	0.00	0.00	0.00	0.00	0.00	0.00	0.00	1,500.00	1,500.00
Graciano	909.68	0.00	0.00	0.00	0.00	0.00	1,000.00	1,032.20	1,179.03
Grand Noir	0.00	0.00	0.00	0.00	0.00	0.00	0.00	2,026.09	1,600.00
Grenache *	515.43	310.35	251.11	249.11	243.48	1,272.01	650.00	294.06	279.65
Lagrein	0.00	0.00	0.00	0.00	0.00	0.00	0.00	1,337.95	1,577.35
Malbec	608.52	550.00	0.00	0.00	1,000.00	1,460.18	0.00	1,141.47	1,059.23
Mataro *	1,120.26	630.85	800.00	0.00	0.00	1,157.45	0.00	1,359.37	1,469.12
Merlot	481.33	381.10	339.87	355.66	1,000.00	948.50	509.76	629.95	632.82
Meunier *	0.00	0.00	0.00	0.00	0.00	0.00	0.00	2,570.25	2,717.65
Mission	0.00	0.00	182.48	175.00	175.00	0.00	0.00	183.62	177.66
Montepulciano	0.00	446.55	0.00	0.00	0.00	972.34	0.00	526.51	319.08
Muscat Hamburg *	700.00	707.66	420.93	0.00	0.00	0.00	0.00	657.87	604.57
Nebbiolo	1,250.00	0.00	353.50	0.00	0.00	1,600.00	0.00	1,121.63	1,416.81
Negrette *	0.00	0.00	0.00	0.00	0.00	0.00	0.00	2,000.00	1,874.32
Negroamaro	0.00	1,422.24	0.00	0.00	0.00	0.00	0.00	927.99	1,349.66
Nero D'Avola *	0.00	547.33	0.00	0.00	0.00	0.00	0.00	728.06	289.60
Petit Verdot	644.06	430.49	0.00	1,000.00	0.00	1,259.62	599.67	958.67	1,044.57
Petite Sirah	643.41	500.32	361.41	0.00	0.00	1,299.00	810.99	864.81	877.36
Pfeffer Cabernet	0.00	0.00	0.00	0.00	0.00	0.00	0.00	1,400.00	1,000.00
Pinot Noir	584.43	482.35	344.75	0.00	3,877.52	1,332.80	718.17	1,717.50	1,913.61
Pinotage	1,032.29	0.00	0.00	0.00	0.00	1,200.00	0.00	1,389.41	1,531.68
Pommard	0.00	0.00	0.00	0.00	0.00	0.00	0.00	0.00	4,500.00
Primitivo	787.36	0.00	0.00	0.00	0.00	1,100.00	0.00	1,139.95	1,179.25
Refosco *	0.00	0.00	0.00	0.00	0.00	0.00	0.00	1,194.00	1,206.90
Royalty	0.00	0.00	289.97	250.00	0.00	0.00	0.00	258.71	262.80
Rubired *	0.00	267.60	270.09	260.04	0.00	0.00	0.00	267.86	270.21
Ruby Cabernet	328.25	257.67	254.72	261.25	0.00	0.00	0.00	256.44	258.63
Sagrantino	0.00	1,257.29	0.00	0.00	0.00	0.00	0.00	1,257.29	1,095.81
Salvador	0.00	0.00	0.00	290.00	0.00	1,000.00	0.00	291.34	297.25
Sangiovese *	409.36	0.00	245.19	250.00	0.00	1,205.57	0.00	984.88	1,099.76
Souzao	1,056.32	600.00	653.99	0.00	0.00	0.00	0.00	941.77	828.96
Syrah *	438.98	390.88	340.02	300.23	200.00	1,267.33	498.47	592.15	652.13
Tannat	709.01	927.98	0.00	0.00	0.00	0.00	0.00	992.38	941.31
Tempranillo *	646.12	600.00	314.40	275.00	0.00	1,156.91	1,243.44	420.51	444.62
Teroldego	643.15	0.00	0.00	0.00	0.00	0.00	1,443.40	735.92	684.06
Tinta Barroca	0.00	0.00	0.00	0.00	0.00	0.00	0.00	1,250.00	1,250.00
Tinta Cao	0.00	0.00	331.41	0.00	0.00	0.00	0.00	382.60	419.20
Tinta Madeira	0.00	0.00	700.00	0.00	0.00	0.00	0.00	739.18	746.70
Touriga Francesca	1,011.22	0.00	0.00	0.00	0.00	0.00	0.00	1,208.42	1,077.08
Touriga Nacional *	616.91	1,593.33	355.31	0.00	0.00	0.00	0.00	605.11	597.95
Trousseau *	0.00	350.00	0.00	0.00	0.00	0.00	0.00	690.99	1,964.29
Zinfandel	443.84	294.80	256.43	278.14	455.79	1,097.59	334.18	446.02	473.10
Other Red 1/	301.38	266.26	171.61	166.91	0.00	0.00	0.00	183.23	184.47
Total Red	484.41	362.93	275.96	276.26	808.17	1,095.90	592.67	609.08	657.76
TOTAL WINE	474.17	359.03	271.40	276.77	792.58	1,111.31	515.94	567.08	607.18
TOTAL ALL VARIETIES	473.66	358.31	260.70	260.72	787.14	1,111.31	515.94	533.96	563.90

* Synonyms for variety names are shown on Page 5.
1/ Other categories include minor and mixed varieties.

A close-up photograph of several green grape leaves. The leaves are vibrant green with a prominent network of veins. The background is softly blurred, showing more foliage and bright light filtering through. The text is centered in the lower half of the image.

STATE OF CALIFORNIA
DEPARTMENT OF FOOD AND AGRICULTURE
650 CAPITOL MALL, SUITE 6-100
SACRAMENTO, CA 95814